



A Meeting of the
**BOARD OF DIRECTORS
OF THE
CENTRAL COAST WATER AUTHORITY**

will be held at 9:00 a.m., on Thursday, January 27, 2022
via URL: <https://v.ringcentral.com/join/953210093>
or via telephone by dialing 1 (650) 419-1505 and entering code 953-210-093#

In response to the spread of the COVID-19 virus, Governor Newsom declared a state of emergency which directly impacts the ability of legislative bodies and the public to meet safely in person. To help minimize the potential spread of the COVID-19 virus, CCWA Board of Directors shall consider whether to hold this public meeting telephonically pursuant to the requirements of Government Code section 54953(e), as amended by Assembly Bill 361 (2021). The CCWA Board of Directors and public will participate in this meeting by video call or telephone.

Eric Friedman
Chairman

Ed Andrisek
Vice Chairman

Ray A. Stokes
Executive Director

Brownstein Hyatt
Farber Schreck
General Counsel

Member Agencies

City of Buellton

Carpinteria Valley
Water District

City of Guadalupe

City of Santa Barbara

City of Santa Maria

Goleta Water District

Montecito Water District

Santa Ynez River Water
Conservation District,
Improvement District #1

Associate Member

La Cumbre Mutual
Water Company

Public Comment on agenda items may occur via video call or telephonically, or by submission to the Board Secretary via email at lfw@ccwa.com no later than 8:00 a.m. on the day of the meeting. In your email, please specify (1) the meeting date and agenda item (number and title) on which you are providing a comment and (2) that you would like your comment read into the record during the meeting. If you would like your comment read into the record during the meeting (as either general public comment or on a specific agenda item), please limit your comments to no more than 250 words.

Every effort will be made to read comments into the record, but some comments may not be read due to time limitations. Please also note that if you submit a written comment and do not specify that you would like this comment read into the record during the meeting, your comment will be forwarded to Board members for their consideration.

Pursuant to Government Code section 54957.5, non-exempt public records that relate to open session agenda items and are distributed to a majority of the Board less than seventy-two (72) hours prior to the meeting will be available on the CCWA internet web site, accessible at <https://www.ccwa.com>.

I. Call to Order and Roll Call

II. * Resolution No. 22-01 of the Board of Directors of the Central Coast Water Authority Authorizing Remote Teleconference Meetings of the Board of Directors And All Subordinate Bodies Under the Ralph M. Brown Act – For Approval

III. CLOSED SESSION

A. CONFERENCE WITH LEGAL COUNSEL – EXISTING LITIGATION

Government Code section 54956.9(d) (1)

Name of case: Central Coast Water Authority, et al. v. Santa Barbara County Flood Control and Water Conservation District, et al. (Case No. 21CV02432)

B. CLOSED SESSION: CONFERENCE WITH REAL PROPERTY NEGOTIATORS

Government Code section 54956.8

Property: *Warren Act Contract*

Agency negotiator: *Ray Stokes*

IV. Return to Open Session

V. Public Comment – (Any member of the public may address the Board relating to any matter within the Board's jurisdiction. Individual Speakers may be limited to three minutes; all speakers to a total of fifteen minutes.)

Continued

* Indicates attachment of document to original agenda packet.

● Indicates enclosure of document with agenda packet.

Hard copies of the Coastal Branch Water Management Strategies study are included for the Board members and are available to all interested parties upon request, or online at www.ccwa.com

Hard copies of the Annual Comprehensive Financial Report are included for the Board and Committee members, but are available to all interested parties upon request, or online at www.ccwa.com

255 Industrial Way
Buellton, CA 93427
(805) 688-2292
Fax (805) 686-4700
www.ccwa.com

VI. Consent Calendar – For Approval

- * A. Minutes of the October 28, 2021 Regular Meeting
- * B. Bills
- * C. Controller’s Report
- * D. Operations Report

VII. Executive Director’s Report

- A. Water Supply Situation Report – *For Information Only*
- * B. Coastal Branch Water Management Strategies – *Receive and Accept*
- C. CCWA Warren Act Contract Renewal Update – *For Information Only*
- D. Water Infrastructure Financing Authority Status – *For Information Only*
- * E. FY 2022/23 Budget Preparation Schedule – *For Information Only*
- * F. Request for Approval of Water Treatment Plant Process Logic Controller Upgrade Project (C-20PLCUPG and C-21PLCUPG) - Procurement of PLC Equipment in the Amount of \$100,254.91 – *For Approval*
- ◆ F. Finance Committee
 - 1. FY 2021/22 Second Quarter Investment Report – *For Approval*
 - 2. FY Ended June 30, 2021 and 2020 Annual Comprehensive Financial Report – *For Approval*
- G. State Water Contractors Update – *For Information Only*
- * H. Legislative Report – *For Information Only*
- * I. JPIA President’s Special Recognition Award – *For Information Only*

VIII. Reports from Board Members for Information Only

- * A. Montecito Water District Appointment of Ken Coates Director and Tobe Plough Alternate Director
- * B. City of Buellton Appointment of Ed Andrisek Director, John Sanchez Alternate Director and Dave King Second Alternate Director
- * C. Santa Ynez River Water Conservation District, Improvement District #1 Appointment of Jeff Clay Director and Lori Parker Alternate Director

IX. Items for Next Regular Meeting Agenda

X. Date of Next Regular Meeting: February 24, 2022

XI. Adjournment

RESOLUTION NO. 22-01

RESOLUTION OF THE BOARD OF DIRECTORS OF THE CENTRAL COAST WATER AUTHORITY AUTHORIZING REMOTE TELECONFERENCE MEETINGS OF THE BOARD OF DIRECTORS AND ALL SUBORDINATE BODIES UNDER THE RALPH M. BROWN ACT

WHEREAS, the Central Coast Water Authority (Authority) is committed to preserving and fostering public access and participation in meetings of the Board of Directors (Board) and all Authority subordinate bodies, as required by the Ralph M. Brown Act (Gov. Code § 54950 et seq.) (Brown Act), so that any member of the public may attend and participate as the bodies conduct the public's business; and

WHEREAS, the Brown Act contains special provisions for remote teleconference participation in meetings when the Governor has declared a state of emergency pursuant to Government Code section 8625, and either state or local official have imposed or recommended measures to promote social distancing, or an in-person meeting would present imminent risks to the health and safety of attendees; and

WHEREAS, such conditions now existing with the County of Santa Barbara (County). On March 4, 2020, Governor Gavin Newsom issued a Proclamation of a State of Emergency for the COVID-19 pandemic. The County Health Officer has issued numerous Health Orders regarding safety protocols during the COVID-19 pandemic, including Health Officer Order No. 2021-10.8, dated January 2, 2022, which requires the use of face covering at all times in all indoor public settings and promotes physical distancing. Further, the County Health Officer and Public Health Director issued a Health Official AB 361 Social Distance Recommendation, dated September 28, 2021, encouraging remote teleconference options for public meetings as an effective and recommended social distancing measure to facilitate public participation while protecting participants and others from the COVID-19 disease. The latest County order and recommendation were made necessary by the rise in the more contagious and easily spread Delta and Omicron variants of the COVID-19 virus throughout the nation, and specifically within the County; and

WHEREAS, at the Board's last meeting on October 28, 2021, the Board found that the situation with regard to COVID-19, and particularly the Delta variant, was causing, and may continue to cause, risks to the safety of persons within the County and found that the Board and all Authority subordinate bodies shall conduct its meetings with remote teleconference participation through Resolution No. 21-06; and

WHEREAS, the Board finds that the current situation with regard to COVID-19, and particularly the Delta and Omicron variants, is causing, and may continue to cause, risks to the safety of persons within the County and finds that the Board and all Authority subordinate bodies shall conduct its meetings with remote teleconference participation in the manner authorized by Government Code Section

54953, subdivision (e) and in compliance with the requirements to provide public access in Government Code Section 54953, subdivision (e)(2); and

WHEREAS, this Resolution is exempt from the California Environmental Quality Act (CEQA) pursuant to the “common sense” exemption to environmental review under Section 15061 subdivision (b)(3) of Title 14 of the California Code of Regulations (CEQA Guidelines) because remote teleconference meetings during a declared state of emergency do not have the potential for causing a significant effect on the environment.

NOW THEREFORE, THE BOARD OF DIRECTORS DOES HEREBY RESOLVE AS FOLLOWS:

Section 1. Recitals. The Recitals set forth above are true and correct and are incorporated into this Resolution by this reference.

Section 2. Remote Teleconference Meetings. The Board and all Authority subordinate bodies shall conduct their meetings with remote teleconference participation in the manner authorized by Government Code Section 54953, subdivision (e), and in compliance with the requirements to provide public access in Government Code Section 54953, subdivision (e)(2).

Section 3. Effective Date. This Resolution shall take effect immediately upon its adoption and shall be effective until February 26, 2022, or such time as the Board of the Authority adopts a resolution in accordance with Government Code Section 54953, subdivision (e)(3) to extend the time during which meetings may continue to be held via remote teleconference in compliance with that section.

I certify that the foregoing Resolution No. 22-01 was adopted by the Board of Directors of the Central Coast Water Authority at a meeting held January 27, 2022.

Eric Friedman, Chairman

[Seal]

Attest:

Elizabeth Watkins
Secretary to the Board of Directors

	VOTING PERCENTAGE	AYE	NAY	ABSTAIN	ABSENT
City of Buellton	2.21%	_____	_____	_____	_____
Carpinteria Valley Water District	7.64%	_____	_____	_____	_____
Goleta Water District	17.20%	_____	_____	_____	_____
City of Guadalupe	1.15%	_____	_____	_____	_____
Montecito Water District	9.50%	_____	_____	_____	_____
City of Santa Barbara	11.47%	_____	_____	_____	_____
City of Santa Maria	43.19%	_____	_____	_____	_____
Santa Ynez River Water Conservation District, Improvement District No. 1	7.64%	_____	_____	_____	_____

**MINUTES OF THE
CENTRAL COAST WATER AUTHORITY
BOARD OF DIRECTORS**

October 28, 2021

The Board meeting was conducted pursuant to California Government Code Section 54953 subdivision (e), due to the Governor's proclaimed state of emergency and local officials' recommended "social distancing" measures in response to the COVID-19 pandemic. Board members participated in this meeting by video call or telephone. Public Comment on agenda items also occurred telephonically.

Ms. Lisa Watkins, CCWA Board Secretary, confirmed that all Board members could hear each other, had received a copy of the meeting agenda, and could hear the proceedings.

I. Call to Order and Roll Call

Chairman Friedman called the Central Coast Water Authority (CCWA) Board of Directors meeting to order at 9:01 AM.

CCWA member agencies with voting privileges were represented by:

<u>Representative</u>	<u>Agency/City</u>	<u>Voting %</u>
Ed Andrisek	City of Buellton	2.21%
Farfalla Borah	Goleta Water District	17.20%
Jeff Clay	Santa Ynez River Water Conservation District, ID #1	7.64%
Eric Friedman	City of Santa Barbara	11.47%
Shirley Johnson	Carpinteria Valley Water District	7.64%
Shad Springer	City of Santa Maria	43.19%
Floyd Wicks	Montecito Water District	9.50%

II. Consideration of a Resolution No. 21-06 to Authorize the Board of Directors and All Authority Subordinate Bodies to Meet via Remote Teleconference Pursuant to the Brown Act as Amended by Assembly Bill 361

Ms. Stephanie Hastings, CCWA General Counsel, provided background on the request to adopt Resolution No. 21-06 with specific findings to continue to hold remote teleconference meetings during the COVID-19 pandemic pursuant to amendments to the Ralph M. Brown Act (Brown Act) by Assembly Bill (AB) 361. Director Wicks requested edit to the Resolution to change the findings to reflect the Board was acting on advice of public health.

Upon a motion by Director Andrisek, seconded by Director Springer and carried following a roll call vote, with Directors Andrisek, Borah, Clay, Friedman, Johnson, Springer and Wicks in favor and none opposed, the Board adopted Resolution No. 21-06 of the Board of Directors of the Central Coast Water Authority Authorizing Remote Teleconference Meetings of the Board of Directors and All Subordinate Bodies under the Ralph M. Brown Act, and found that this action is exempt from review pursuant to the California Environmental Quality Act (CEQA) in accordance with CEQA Guidelines (Cal. Code Regs., tit 14, § 15000 et seq.) Section 15061(b)(3), the "common sense" exemption that CEQA only applies to projects that have the potential for causing a significant effect on the environment.

III. Public Comment

Chairman Friedman congratulated Ray Stokes, CCWA's Executive Director, on his 25 years of service to CCWA, beginning in 1996 as Controller and moving to leadership of the agency in 2013. Members of the Board congratulated Ray and thanked him for his efforts.

There was no other public comment related to items not on the agenda.

IV. Consent Calendar

- A. Minutes of the September 23, 2021 Regular Meeting
- B. Bills
- C. Controller's Report
- D. Operations Report

A motion to approve the Consent Calendar was made by Director Wicks, seconded by Director Andrisek and carried following a roll call vote, with Directors Andrisek, Borah, Clay, Friedman, Johnson, Springer and Wicks in favor and none opposed.

V. Executive Director's Report

- A. Water Supply Situation and Supplemental Water Purchase Program Update

Mr. Stokes reviewed precipitation indices and current reservoir storage conditions within California, noting that the storm at the beginning of the week drastically improved the precipitation indices, however current projections are not showing any continuation of the wet trend. Lake Oroville and San Luis Reservoir have increased significantly, but have not reached historical average levels.

CCWA's Supplemental Water Purchase Program currently has four participants for 2021, and four sources have been identified, including the SWC Dry Year Transfer Program, Yuba Accord, and water sales from Casitas Municipal Water District and Mojave Water Agency. The current water delivery status was reviewed, which totals 17,961 AF delivered water and 9,910 AF remaining to be delivered.

In response to a question from the Board, Mr. Stokes explained that the level of Lake Oroville is not the sole determinate of the allocation of water by DWR. DWR does project 1.6 million AF as of September 30th of stored water in the reservoir as optimal.

- B. Approval to Participate in the Creation of the Water Infrastructure Financing Authority for Water Infrastructure Improvement Benefitting the Authority

Mr. Stokes provided a presentation detailing issues related to uncertainty of the timing of implementation of the Contract Extension Amendment, which has been approved by 24 of the 29 State Water Contractors. The Amendment is delayed until resolution of a validation lawsuit and may not be fully resolved until as late as 2030. DWR estimates capital costs of \$6.5 billion between now and 2035, which would equate to an estimated \$70 million for CCWA's 1.09% share. As an alternative to the high bills resulting from cost compression, some SWP Contractors have discussed the need for an alternative financing mechanism for large capital projects for the interim period, and are considering establishing a Joint

Powers Authority (JPA) to issue long term bonds, based on the financing needs of the individual contractors. Mr. Stokes provided financing diagrams illustrating the debt service payments through financing agreements created for Capital Cost Projections, whereby the JPA would issue bonds through a Bond Trustee.

Mr. Doug Brown, Bond Counsel, explained the importance and costs associated with creating the JPA, noting that costs would be minimal until Bonds are issued, which costs would be included in the first bond issuance.

The Board asked questions related to the responsibilities of participants of the JPA in respect to bond issuance and costs, and Mr. Brown reviewed the mechanics of the JPA and how bond issuance would occur, with bonds issued specific to each agency participating, without any step up provision. Mr. Stokes explained the benefit would be to spread out the costs associated with issuance of bonds, but CCWA does have the ability to issue bonds as a sole entity.

Following discussion, upon a motion by Director Andrisek, seconded by Director Wicks and carried following a roll call vote with Directors Andrisek, Borah, Clay, Friedman, Johnson, Springer and Wicks in favor and none opposed, the Board approved Resolution No. 21-07 Authorizing the Execution and Delivery of a Joint Exercise of Powers Agreement to Create the Water Infrastructure Financing Authority and Authorizing Certain Other Matters in Connection Therewith.

C. Ventura-Santa Barbara Counties Intertie Project

Casitas Municipal Water District (CMWD) and Carpinteria Valley Water District have been in discussion to construct an intertie pipeline between Carpinteria and Casitas to allow Casitas to take delivery of its State Water allotment through the Coastal Branch facilities of the State Water Project. Kelly Dyer, Mike Flood of CMWD, and Brian Brennan and Richard Hajas of the CMWD Board provided a presentation with additional information on the proposal.

D. Request for Approval of Tank 5 and 7 Chemical Dosing Facility Design (C-21T5ICDF and C-21T7ICDF) - Procurement of Engineering Services in the Amount of \$144,700

In early 2021 CCWA was operating below its designed minimum capability, which created a significant challenge for CCWA staff to maintain chlorine residual and control nitrification at the southern end of CCWA's pipeline. Staff have determined that the optimum method for nitrification control requires boosting chloramine residuals at the inlets of Tank 5 and Tank 7. The current FY Budget includes funds for the design of chemical dosing facilities at Tank 5 and 7. Mr. John Brady, CCWA Deputy Director, reviewed the plans for modification and expansion of the facilities, and requested Board approval for the facility design services with HDR Engineering in an amount not to exceed \$144,700.

Upon a motion by Director Borah, seconded by Director Springer and carried following a roll call vote with Directors Andrisek, Borah, Clay, Friedman, Johnson, Springer and Wicks in favor and none opposed, the Board authorized the Executive Director to award the Tank 5 and 7 Chemical Dosing Facility Design Project to HDR Engineering, Inc. in the amount of \$144,700, on a time and

materials basis, as outlined in the HDR Engineering Inc. Proposal dated October 13, 2021.

E. FY 2021/2022 Procurement of Replacement Vehicles for the Amount of \$77,927.75

Mr. Brady reviewed the CCWA service vehicle replacement policy, and noted that two service vehicles have met the criteria replacement. CCWA used the California Multi Award Contract Program, a purchasing group through the State of California, to establish purchase prices for the new vehicles. These vehicles were included in the FY 2021/22 Budget for replacement.

Upon a motion by Director Wicks, seconded by Director Springer and carried following a roll call vote with Directors Andrisek, Borah, Clay, Friedman, Johnson, Springer and Wicks in favor and none opposed, the Board authorized the Executive Director to procure the vehicles described in the Board Report in the amount of \$77,927.75 and also authorized the Executive Director to sell the replaced vehicles as surplus equipment at public auction.

F. Finance Committee

1. FY 2021/22 First Quarter Investment Report

As of September 30, 2021 the investment portfolio totaled \$60.1 million and had an effective rate of return of .24% on an average daily balance for the month of September 2021 of about \$73 million. The investments were comprised of the State of California Local Agency Investment Fund (LAIF), (\$59 million), and Montecito Bank & Trust money market accounts (\$1.1 million).

All investments during the quarter complied with the CCWA investment policy provisions and current pro forma projections indicate that the Authority will have sufficient cash with which to operate for the next six months. The Finance Committee had considered the item at its meeting earlier and recommended Board approval.

Upon a motion by Director Johnson, seconded by Director Springer and carried following a roll call vote with Directors Andrisek, Borah, Clay, Friedman, Johnson, Springer and Wicks in favor, and none opposed, the Board approved the FY 2021/22 First Quarter Investment Report.

G. State Water Contractors Update

State Water Contractors are focused on researching issues related to the ongoing drought, including how individual SWCs are dealing with the drought, and how operational issues are being addressed. A significant effort is being made related to addressing the cost compression concerns also.

J. Legislative Update

The item was included in the Board materials for the information of the Board. Mr. Stokes noted that SWC legislative advocate will be retiring and SWC is seeking a

replacement for this important position so there may be a change in the information provided at future meetings.

VI. Reports from Board Members for Information Only

There were no reports from Board members.

VII. Items for Future Meeting Agendas

VIII. Date of Next Regular Meeting: January 27, 2022

IX. Adjournment

The meeting was adjourned at 10:58 AM.

Respectfully submitted,

Elizabeth Watkins
Secretary to the Board



CENTRAL COAST WATER AUTHORITY

Normal and Recurring Costs

Bills for Ratification - October to December 2021

VENDOR	INVOICE AMOUNT	DESCRIPTION
GENERAL & ADMINISTRATIVE EXPENSES		
Bank of America Business Card	445.16	Staff meetings
Bank of America Business Card	719.20	Publications, subscriptions, postage
Brady, John	302.00	Reimbursable expenses - Certification renewal
California Special Districts Association	1,750.00	Membership Dues 2022
Cardmember Service	80.00	Publications, subscriptions, postage
Cardmember Service	5,022.72	State Water Contractors - Travel and meetings
Endeman, Grant	105.00	Reimbursable expenses - Certificate renewal
Federal Express	1,065.68	Express shipping
Keller & Associates Inc	2,277.25	Training Material
Parent, Joseph	105.00	Reimbursable expenses - Certification Renewal
Pitney Bowes	1,424.79	Postage - postage machine
United Parcel Service	858.47	Shipping expenses
US Bank	58.00	Postage
US Bank	160.00	GFOA Renewal
US Bank	361.00	Staff Meeting
Winema Industrial & Safety Supply	1,700.00	CPR & First Aid Training for Staff
	\$ 16,434.27	Total General & Administrative
MONITORING EXPENSES		
Aramark	290.70	Lab supplies
Culligan Industries Water Systems	730.00	Carbon Tank Rentals, Tri-Bed Tank Rentals
Environmental Resource Association	3,581.37	QC Testing
Eurofins Eaton Analytical	10,425.00	Lab testing
Hach Company	3,661.79	Lab supplies
IDEXX Distribution Corp.	3,112.69	Lab supplies
VWR International	6,025.86	Lab supplies
	\$ 27,827.41	Total Monitoring Expenses
OFFICE EXPENSES		
AND Design Agency	714.75	Employee ID Cards
Bank of America Business Card	3,924.99	Office and kitchen supplies
Deluxe Business Checks & Solutions	250.23	Office supplies
Office Depot	677.36	Office, janitorial & kitchen supplies
Staples Inc.	378.63	Office, janitorial & kitchen supplies
Tri County Office Furniture	961.10	Office Furniture
Ultrex Business Products	213.35	Office supplies
US Bank	323.87	Office supplies
	\$ 7,444.28	Total Office Expenses



CENTRAL COAST WATER AUTHORITY

Normal and Recurring Costs

Bills for Ratification - October to December 2021

VENDOR	INVOICE AMOUNT	DESCRIPTION
OTHER EXPENSES		
ACWA/JPIA	75,001.00	Insurance - Auto/General Liability 2021-22
Airgas USA, LLC	163.68	Equipment Rental
Bank of America Business Card	1,232.89	Computer miscellaneous expenses
Brady, John	210.00	Internet reimbursement
Brownstein Hyatt Farber	237.50	Legal Services: Reacquisition of Relinquished Entitlement
Brownstein Hyatt Farber	1,542.00	Legal Services: SWPP General Expense Water Transfer
Brownstein Hyatt Farber	9,302.00	Legal Services: Montecito-Homer Water Transfer Program
Cobra Solution, Inc.	445.00	Cobra Software annual maintenance
Comcast	584.34	Internet Service
CompuVision	542.46	SmartNet Renewal
CompuVision	1,186.27	Miscellaneous Software Updates
CompuVision	2,985.00	Datto Cloud Backup
CompuVision	4,439.91	CCWA vs. SBCFCWCD
CompuVision	6,494.25	EndPoint Detection
CompuVision	15,255.00	Managed Service Agreement
De Lage Landen Financial Services	1,355.37	Copier Lease - BAO and WTP
Grainger, Inc.	43.90	Wireless Mouse
iManage, LLC	4,250.59	Desksite Annual Maintenance Renewal
Impulse Internet Services	6,578.55	T-1 System and Internet Service (Buellton and Shandon)
Koff & Associates	7,720.00	Compensation and Benefit Survey
Marborg Industries	948.00	Tank 5/Tank 7/Tank 2/ EDV/Roll-Off Rental BAO
Pitney Bowes Global Financial	589.40	Postage Machine Lease
Provost & Pritchard Consulting	51,317.00	Water Management Strategies
Quinn Rental Services	982.56	Equipment Rental
Santa Ynez Valley Hardware	14.63	Bradbury Dam Bypass Pipeline Upgrade
SKC-WEST	8,513.08	Quantifit Respirator Fit Test
United Rentals North America, Inc.	2,208.56	Equipment Rental
Velosio	1,347.50	Microsoft Dynamics SL support services
Wilson Creek Communications	465.00	Internet Service
Winema Industrial & Safety Supplies	150.00	Safety Equipment
	\$ 206,105.44	Total Other Expenses
OTHER MISCELLANEOUS EXPENSES		
Comb-Warren Act Trust Fund	51,858.00	Trust Fund Quarterly payment
Department of Water Resources	4,151,125.00	Variable OMP&R, Delta Water & Transport Charge
	\$ 4,202,983.00	Total Other Miscellaneous Expenses
PERSONNEL EXPENSES		
ACWA/JPIA	20,259.34	Workers Compensation Insurance
CalPERS Health	96,035.33	Health Insurance
CalPERS Retirement	128,471.65	Pension Contributions
CCWA Payroll Wages/Taxes	978,849.44	Gross Payroll Wages/Taxes
Dental/Vision Payments	22,463.67	Dental/Vision Benefits
Medworks Medical Center, Inc.	290.00	Pre Employment Physical
MetLife SBC Insurance	2,975.00	Life Insurance
Other Misc Employee Benefits	10,098.06	Vehicle, Uniform and Cafeteria Plan Benefits
Standard Insurance Company	3,997.81	Disability Insurance
	\$ 1,263,440.30	Total Personnel Expenses



CENTRAL COAST WATER AUTHORITY

Normal and Recurring Costs

Bills for Ratification - October to December 2021

VENDOR	INVOICE AMOUNT	DESCRIPTION
PROFESSIONAL SERVICES		
Bartel Associates, LLC	1,400.00	GASB 68 Accounting Report
Brownstein Hyatt Farber	86,607.89	Legal Services-CCWA, et. al. v SBC
Brownstein Hyatt Farber	26,467.57	Legal Services-General Meetings
Brownstein Hyatt Farber	3,301.50	Legal Services-Relations with DWR
Brownstein Hyatt Farber	2,280.00	Legal Services-State Water Contract
Brownstein Hyatt Farber	1,187.50	Legal Services-Renewal Warren Act
Brownstein Hyatt Farber	665.00	Legal Services-SWPP Casitas
Brownstein Hyatt Farber	617.50	Legal Services-Ventura-Santa Barbara
Brownstein Hyatt Farber	570.00	Legal Services-CDWR Water Operation Cases
Brownstein Hyatt Farber	237.50	Legal Services-SWC Amendment re Water Management
Cardno, Inc.	372.75	Environmental Consulting
Ernst & Young LLP	7,522.00	Accounting Services
Glenn Burdette	24,600.00	Audit Services FYE 20/21
HDR Engineering Inc	6,873.75	Engineering Services
Prime Technologies Inc.	3,123.00	Tech Support
Safety Kleen Systems, Inc	345.05	Washer Parts/Service
Samba Holdings, Inc.	247.28	DMV driver reports
San Luis Obispo County	4,757.00	WTP Business Plan Annual Fee
Sentry Alarm Systems	900.00	Security System - WTP
Stanley Convergent Security	2,642.66	Security Service BAO/SYPS
Stradling Yocca Carlson Rauth	9,156.00	Legal - Employee Matters/General Matters
Underground Service Alert	124.05	New USA tickets
	\$ 183,998.00	Total Professional Services
CIP PROJECTS - MATERIALS & OVERHEAD		
Cannon Corporation	26,592.50	WTP PLC Upgrade Bid Document Preparation
Endress+Hauser, Inc.	(2.38)	SY Sodium Bisulfite Tank Modifications
HDR Engineering Inc	4,652.50	Technical Memorandum-PAC System or Ozone Evaluation
HDR Engineering Inc	20,696.25	West Slope Erosion Repair Conceptual Design
MBDC Inc	9,450.00	CyberLock Replacement and Door Service
Velosio	656.25	MS Dynamics SL 2021 Accounting Software Upgrade
	\$ 62,045.12	Total CIP Project - Materials and Overhead
REPAIRS & MAINTENANCE		
ABP International, Inc	1,483.49	Equipment repairs and maintenance
Airgas USA, LLC	146.79	Equipment repairs and maintenance
Allied Electronics and Automation	2,634.49	Equipment repairs and maintenance
Analytical Technology Inc.	270.79	Equipment repairs and maintenance
Aramark	2,554.75	Building maintenance supplies
Automationdirect.com Inc	79.63	Parts, repair and maintenance
Bank of America Business Card	34.15	Vehicles repairs and maintenance
Bank of America Business Card	1,087.88	Building maintenance supplies
Bank of America Business Card	2,376.50	Equipment repairs and maintenance
Big Brand Tire & Service	1,623.98	Vehicle maintenance
Brezden Pest Control, Inc	320.00	Pest Control Spraying - WTP
Burt Industrial Supply Inc	175.00	Parts, repair and maintenance



CENTRAL COAST WATER AUTHORITY

Normal and Recurring Costs

Bills for Ratification - October to December 2021

VENDOR	INVOICE AMOUNT	DESCRIPTION
Cal Coast Irrigation, Inc.	260.46	Parts, repair and maintenance
Caliber Collison	7,457.33	Vehicles repairs and maintenance
Chemscan Inc	4,002.73	Parts, repair and maintenance
Chemtrac Inc.	2,505.00	Parts, repair and maintenance
City of Buellton	293.65	Landscape maintenance - water
Coastal Tractor (CNH Capital)	251.28	Equipment repairs and maintenance
Consolidated Electrical Distributors	511.13	Parts, repair and maintenance
Coverall North America, Inc	3,360.00	Janitorial service - BAO/SYPS
CS-Amco	2,953.42	Equipment repairs and maintenance
D&H Water Systems Inc.	340.05	Equipment repairs and maintenance
Delta Liquid Energy	125.29	Forklift Service
Endress+Hauser, Inc.	1,090.77	Parts, repair and maintenance
Ferguson Enterprise, Inc.	42.97	Equipment repairs and maintenance
GFG Instrumentation Inc.	2,422.31	Equipment repairs and maintenance
Grainger Inc.	624.63	Janitorial supplies
Grainger Inc.	1,519.79	Parts, repair and maintenance
Hach Company	5,776.48	Parts, repair and maintenance
Harrington Industrial Plastics	4,458.88	Parts, repair and maintenance
Harrison Hardware	30.16	Parts, repair and maintenance
Home Depot	121.07	Vehicles repairs and maintenance
Home Depot	161.06	Parts, repair and maintenance
Home Depot	1,226.49	Building maintenance
Hopkins Technical Products Inc	77.43	Parts, repair and maintenance
Jan's Gardening Service	1,075.00	Landscape maintenance - BAO/SYPS
McMaster-Carr Supply Company	1,079.95	Maintenance supplies
Mid-Coast Fire Protection Inc	11,252.41	Equipment repairs and maintenance
Mullahey Ford, Inc.	57.74	Equipment repairs and maintenance
Paso Robles Chevrolet	207.90	Vehicles repairs and maintenance
Powder Coating USA	270.00	Equipment repairs and maintenance
Procure Janitorial Supply	656.07	Janitorial supplies - WTP
Progressive Greenery	1,210.00	Landscape maintenance - WTP
PRW Steel Supply, Inc.	1,668.72	Equipment repairs and maintenance
Rio Vista Chevrolet	2,492.19	Vehicle maintenance
Santa Maria Tool, Inc.	125.00	Small Tools, equipment repairs
Santa Ynez Valley Hardware	5.58	Maintenance supplies
Staples	12.72	Janitorial Supplies
Steve's Wheel & Tire	27.16	Equipment repairs and maintenance
Surface Pumps, Inc.	644.42	Equipment repairs and maintenance
Swift, Mark	400.00	Equipment repairs and maintenance
Todd Pipe & Supply	67.91	Maintenance supplies
Transcat	1,597.63	Equipment repairs and maintenance
Ultrex Business Products	721.33	Copier maintenance
US Bank	366.21	Vehicle repairs and maintenance
US Bank	837.88	Equipment repairs and maintenance
USA Blue Book	455.97	Equipment repairs and maintenance
Western Exterminator Co	690.00	Pest control spraying - BAO and SYPS
	\$ 78,321.62	Total Repairs & Maintenance



CENTRAL COAST WATER AUTHORITY

Normal and Recurring Costs

Bills for Ratification - October to December 2021

VENDOR	INVOICE AMOUNT	DESCRIPTION
SUPPLIES & EQUIPMENT		
Airgas USA, LLC	657.67	Safety supplies/Minor tools
Aramark	3,925.71	Uniform expenses
Aschle, Jason	175.00	Uniform expenses
Astra Industrial Services Inc	133.00	Erosion control supplies
B&B Steel & Supply of Santa Maria	346.48	Equipment & maintenance supplies
Bank of America Business Card	60.42	Safety supplies
Bank of America Business Card	123.84	Equipment & maintenance supplies
Burt Industrial Supply, Inc	225.87	Minor Tools, Maintenance supplies and hardware
Cabot Norit Americas Inc	21,384.00	Chemicals - WTP/PAC system
Carquest Auto Parts	64.86	Equipment, Maintenance Supplies, Fuel & Lubricant
Chemtrade Chemicals US, LLC	73,353.60	Chemicals - WTP
Eagle Energy	617.01	Equipment service, Fuel & Lubricants
Grainger Inc.	4,402.98	Minor tools, equipment & maintenance supplies, safety supplies
Harrison Hardware	128.61	Maintenance supplies and hardware
Hill Brothers Chemical Company	5,047.76	Chemicals - WTP
Home Depot	497.46	Minor tools, equipment & maintenance supplies
Integrated Industrial Supply Inc	(407.20)	Safety supplies
JB Dewar	2,024.77	Fuel - equipment
JCI Jones Chemical	14,040.00	Chemicals - WTP
Linde Gas & Equipment Inc	176.28	Maintenance supplies and hardware
Lowe's	425.22	Maintenance supplies and hardware
Office Depot	208.58	Maintenance supplies and hardware
PRW Steel Supply, Inc	698.59	Supplies & materials
Santa Ynez Valley Hardware	25.40	Maintenance supplies and hardware
Shaner, James	94.00	Reimbursable expenses - Fuel
Swift, Mark	168.55	Uniform expenses
Tice, Jeffrey	10.02	Reimbursable expenses - Fuel
Univar Solutions USA, Inc.	82,263.00	Chemicals - WTP
US Bank	935.23	Maintenance supplies, Minor Tools, Safety Supplies
WEX Bank - Wright Express	20,549.34	Fuel - Autos
Winema Industrial & Safety Supply	113.14	Safety supplies
	\$ 232,469.19	Total Supplies & Equipment
UTILITIES		
Bank of America Business Card	210.21	Telephone conference charge
City of Buellton	626.06	Water - BAO
Delta Liquid Energy	6,006.16	Propane gas
First Choice Technology	55.20	Phone - Long distance carrier, 800#
Frontier	1,132.34	Telephone charges
Health Sanitation Services	534.98	Waste Disposal - SYPS
Marborg Industries	935.46	Waste Disposal - BAO/Trash roll off
Pacific Gas & Electric	207,909.79	Utilities - BAO/SYPS/WTP
Safety Kleen Systems Inc.	152.78	Waste Oil removal
San Miguel Garbage Company	675.06	Waste Disposal - WTP
Santa Ynez River Water Conservation	540.58	Water - SYPS
SoCalGas	511.81	Natural Gas - BAO
Surfnet Communications, Inc.	225.00	Wireless Internet - Chorro
Verizon Wireless	199.80	New cell phone
Verizon Wireless	1,228.13	Cell phone charges
	\$ 220,943.36	Total Utilities
Subtotal - Bills for Ratification	\$ 6,502,011.99	



CENTRAL COAST WATER AUTHORITY

Bills for Approval

VENDOR		INVOICE AMOUNT	DESCRIPTION
State of California DWR	\$	13,728,315.00	Capital Cost and Minimum OMP&R Charges -Jan '22
Subtotal - Bills for Approval	\$	13,728,315.00	
Total Ratification and Approval Bills	\$	<u>20,230,326.99</u>	



Statements of Net Position

ASSETS

	<u>December 31, 2021</u>	<u>November 30, 2021</u>
<u>Current Assets</u>		
Cash and investments	\$ 9,760,251	\$ 10,406,560
Accounts Receivable (Note 1)	263	263
Accrued interest receivable	31,873	19,228
Other assets	1,487,603	1,506,610
Total Current Assets	<u>11,279,990</u>	<u>11,932,661</u>
<u>Restricted Assets</u>		
Operations and Maintenance Reserve Fund (Note 2)	2,129,125	2,129,090
DWR Reserve Fund (Note 3)	3,878,143	3,878,080
Rate Coverage Reserve Fund (Note 4)	9,542,287	9,542,132
Debt Service Payments (Note 5)	40,134	40,133
Department of Water Resources (Note 6a)	25,242,801	26,270,807
CCWA and DWR Variable Fund (Note 6b)	2,738,890	2,711,415
Credits Payable (Note 7)	2,118,393	2,118,367
Escrow Deposits (Note 8)	516,092	516,083
Total Restricted Assets	<u>46,205,863</u>	<u>47,206,107</u>
<u>Property, Plant and Equipment</u>		
Construction in progress (Note 9)	648,800	612,319
Fixed assets (net of accumulated depreciation)	88,364,699	88,576,668
Total Property, Plant and Equipment	<u>89,013,499</u>	<u>89,188,987</u>
<u>Other Assets</u>		
Long Term Receivable	-	-
Total Other Assets	<u>-</u>	<u>-</u>
 Total Assets	 <u>\$ 146,499,352</u>	 <u>\$ 148,327,755</u>



Statements of Net Position

LIABILITIES AND FUND EQUITY

	<u>December 31, 2021</u>	<u>November 30, 2021</u>
<u>Current Liabilities</u>		
Accounts Payable	\$ 159,485	\$ 248,751
DWR and Warren Act Charge Deposits (Note 6a)	25,242,801	26,270,807
CCWA & DWR Variable Charge Deposits (Note 6b)	2,738,890	2,711,415
Accrued interest payable		
Other liabilities	1,111,946	1,107,232
DWR Reserve Fund	3,878,143	3,878,080
Rate Coverage Reserve Fund	9,495,379	9,495,379
Unearned Revenue	45,288	59,134
Credits Payable to Project Participants	2,400,807	2,400,421
Total Current Liabilities	<u>45,072,738</u>	<u>46,171,219</u>
<u>Non-Current Liabilities</u>		
OPEB Liability	833,401	833,401
Escrow Deposits	516,092	516,083
Net Pension Liability	4,034,798	4,034,798
Total Non-Current Liabilities	<u>5,384,291</u>	<u>5,384,282</u>
<u>Commitments and Uncertainties</u>		
<u>Net Assets</u>		
Contributed capital, net (Note 10)	22,562,433	22,562,433
Retained earnings	73,479,890	74,209,821
Total Net Assets	<u>96,042,323</u>	<u>96,772,254</u>
Total Liabilities and Net Assets	<u>\$ 146,499,352</u>	<u>\$ 148,327,755</u>



Statements of Revenues, Expenses and Changes in Net Position

	<u>December 31, 2021</u>	<u>November 30, 2021</u>
<u>Operating Revenues</u>		
Operating reimbursements from project participants	\$ 22,004,115	\$ 21,843,505
Other revenues	39,922	32,828
Total Operating Revenues	22,044,037	21,876,333
<u>Operating Expenses</u>		
Personnel expenses	2,648,235	2,263,299
Office expenses	11,262	7,408
General and administrative	91,166	77,527
Professional Services	297,942	228,986
Supplies and equipment	542,736	473,350
Monitoring expenses	55,375	46,591
Repairs and maintenance	166,588	133,322
Utilities	438,656	371,815
Depreciation and amortization	1,192,205	980,236
Other expenses	377,650	329,002
Total Operating Expenses	5,821,815	4,911,535
Operating Income	16,222,222	16,964,797
<u>Non-Operating Revenues</u>		
Investment income	82,252	68,669
Total Non-Operating Revenues	82,252	68,669
<u>Non-Operating Expenses</u>		
Interest	126,186	126,186
Current year credits payable	50,380	49,441
Loss on disposal of fixed assets	49	49
Total Non-Operating Expenses	176,615	175,676
Net Income	16,127,859	16,857,790
<u>Retained Earnings</u>		
Retained earnings at beginning of period	57,352,031	57,352,031
Retained earnings at end of period	\$ 73,479,890	\$ 74,209,821



Budget and Actual All Reaches

	December 31, 2021		
	Budget	Actual	Percent Expended ⁽¹⁾
Revenues			
Fixed operating assessments ⁽²⁾	\$ 11,514,795	11,671,595	
Variable operating assessments	4,153,649	1,310,250	31.54%
Miscellaneous income		39,922	
Investment income		14,547	
Total Revenues	15,668,444	13,036,314	83.20%
Expenses ⁽²⁾			
Personnel expenses	2,660,193	2,648,235	99.55%
Office expenses	10,650	11,262	105.75%
General and administrative	153,582	91,166	59.36%
Professional Services	1,117,392	297,942	26.66%
Supplies and equipment	687,655	542,736	78.93%
Monitoring expenses	58,704	55,375	94.33%
Repairs and maintenance	146,404	166,588	113.79%
Utilities	1,588,835	438,656	27.61%
Other expenses	356,495	265,883	74.58%
Capital and Non-Capital Expenditures	1,041,738	760,567	73.01%
Total Expenses	7,821,648	5,278,410	67.48%
Operating Income	7,846,796	7,757,904	
Net Income (Loss)	\$ 7,846,796	7,757,904	

(1) Percent of year expended: 50%

(2) Includes revenues and expenses for Turnouts and adjusted for carryover revenues from FY 2020/21 to FY 2021/22

Central Coast Water Authority
Notes to Financial Statements
December 31, 2021

Note 1: Accounts Receivable

Accounts receivable consists of amounts payable by the State Water Project contractors and other miscellaneous receivables.

Note 2: O&M Reserve Fund

The O&M reserve fund represents cash reserves for emergency uses. The funding requirement is \$2,000,000 allocated on an entitlement basis for the Santa Barbara County project participants. Investment earnings on O&M reserve fund balances are credited against CCWA O&M assessments.

<u>Project Participant</u>	<u>Amount</u>
City of Guadalupe	\$ 28,318
City of Santa Maria	834,108
Golden State Water Company	25,744
Vandenberg AFB	402,130
City of Buellton	29,760
Santa Ynez ID #1 (Solvang)	77,232
Santa Ynez ID #1	25,650
Goleta Water District	230,856
Morehart Land Co.	10,298
La Cumbre Mutual Water Company	51,482
Raytheon Systems Company	2,574
City of Santa Barbara	154,464
Montecito Water District	153,904
Carpinteria Valley Water District	102,603
TOTAL:	<u>\$ 2,129,125</u>

Central Coast Water Authority
Notes to Financial Statements
December 31, 2021

Note 3: DWR Reserve Fund

The DWR Reserve Fund was established to provide a funding source for payments to the State of California Department of Water Resources (DWR) when there is a difference between estimates used to prepare the DWR portion of the annual CCWA budget and the actual amounts billed to the Authority by DWR. Contributions to the DWR Reserve Fund are voluntary. Funding of each participating Project Participant's share of the DWR Reserve Fund will come from a combination of (1) CCWA Operating Expense budget surpluses, if any (2) Interest earnings on funds held in all other accounts on behalf of the participating Project Participant and (3) excess amounts, if any, from any of the DWR Statement of Charges cost components until the funding Target Amount is reached. The Target Amount will be equal to the participating Project Participant's proportional share of a \$10 million allocation of DWR Transportation Minimum OMP&R charges. The following schedule shows the current fund balance of the participating Project Participants.

Project Participant	Amount
City of Guadalupe	\$ 138,007
City of Santa Maria	2,356,180
Golden State Water Company	45,249
City of Buellton	117,825
Santa Ynez ID #1 (Solvang)	239,250
Santa Ynez ID #1	590,968
Morehart Land Co.	34,860
La Cumbre Mutual Water Company	99,171
Raytheon Systems Co.	9,199
City of Santa Barbara	247,434
TOTAL:	\$ 3,878,143

Note 4: Rate Coverage Reserve Fund Cash Deposits

The rate coverage reserve fund was established to provide CCWA project participants a mechanism to satisfy a portion of their obligation under Section 20(a) of the Water Supply Agreement to impose rates and charges sufficient to collect 125% of their contract payments. The following schedule shows the current balances plus accrued interest receivable in the rate coverage reserve fund.

Project Participant	Amount
City of Guadalupe	\$ 192,165
City of Santa Maria	5,197,778
City of Buellton	276,518
Santa Ynez ID #1 (Solvang)	635,911
Santa Ynez ID #1	462,031
La Cumbre Mutual Water Company	402,767
Montecito Water District	1,497,493
Carpinteria Valley Water District	861,821
Shandon	15,804
TOTAL:	\$ 9,542,287

Central Coast Water Authority
Notes to Financial Statements
December 31, 2021

Note 5: Debt Service Payments

The following table shows the financing participant cash balances available to pay CCWA Series 2016-A revenue bond principal and interest payments.

Participant	Amount
Avila Beach	\$ 54
California Men's Colony	473
County of SLO	503
Cuesta College	236
Morro Bay	3,048
Oceano	395
Pismo Beach	653
Shandon	53
Guadalupe	679
Buellton	1,252
Santa Ynez (Solvang)	2,987
Santa Ynez	1,122
Goleta	9,406
Morehart Land	514
La Cumbre	2,109
Raytheon	115
Santa Barbara	5,783
Montecito	6,833
Carpinteria	3,918
TOTAL:	\$ 40,134

Central Coast Water Authority
Notes to Financial Statements
December 31, 2021

Note 6a: Cash and Investments Payment to DWR

Cash deposits for DWR payments.

<u>Project Participant</u>	<u>Amount</u>
City of Guadalupe	\$ 342,580
City of Santa Maria	10,196,114
Golden State Water Company	260,134
Vandenberg AFB	5,282,198
City of Buellton	370,249
Santa Ynez ID #1 (Solvang)	787,009
Santa Ynez ID #1	361,492
Goleta Water District	2,657,998
Morehart Land Co.	106,525
La Cumbre Mutual Water Company	535,217
Raytheon Systems Co.	31,939
City of Santa Barbara	1,606,710
Montecito Water District	1,623,967
Carpinteria Valley Water District	1,080,669
TOTAL:	<u>\$ 25,242,801</u>

Note 6b: Cash Payments for CCWA, Warren Act and DWR Variable Charges

Cash deposits for payments to CCWA, Warren Act and DWR for Variable Assessments.

<u>Project Participant</u>	<u>Amount</u>
City of Guadalupe	\$ 31,978
City of Santa Maria	1,092,236
Golden State Water Company	19,509
Vandenberg AFB	167,922
City of Buellton	30,867
Santa Ynez ID #1 (Solvang)	87,950
Santa Ynez ID #1	115,624
Goleta Water District	207,646
Morehart Land Co.	41,106
La Cumbre Mutual Water Company	176,750
Raytheon Systems Co.	4,751
City of Santa Barbara	272,512
Montecito Water District	362,298
Carpinteria Valley Water District	127,741
TOTAL:	<u>\$ 2,738,890</u>

Central Coast Water Authority
Notes to Financial Statements
December 31, 2021

Note 7: Credits Payable

Credits payable to, or (due from) CCWA project participants for investment earnings and O&M assessment credits.

<u>Project Participant</u>	<u>Amount</u>
City of Guadalupe	\$ 21,292
City of Santa Maria	704,916
Golden State Water Company	19,797
Vandenberg AFB	664,007
City of Buellton	32,670
Santa Ynez ID #1 (Solvang)	91,600
Santa Ynez ID #1	286,693
Goleta Water District	49,621
Morehart Land Co.	3,963
La Cumbre Mutual Water Company	21,209
Raytheon Systems Co.	1,034
City of Santa Barbara	33,803
Montecito Water District	33,854
Carpinteria Valley Water District	22,563
Shandon	2,900
Lopez Turnout	68,404
Chorro Turnout	60,067
TOTAL:	<u><u>\$ 2,118,393</u></u>

Note 8: Escrow Deposits

Cash deposits from certain project participants as required under the Water Supply Agreements.

<u>Project Participant</u>	<u>Amount</u>
Morehart Land Company	\$ 407,441
Raytheon Systems Company	108,651
TOTAL:	<u><u>\$ 516,092</u></u>

Note 9: Construction in Progress

Amounts in construction in progress represent expenditures incurred during FY 2020/21 and amounts retained in construction in progress at June 30, 2020. The following schedule shows the CIP expenditures for CCWA projects.

<u>Financial Reach</u>	<u>Amount</u>
Labor	\$ 24,709
Materials	115,598
Overhead	508,492
Project CIP Total:	<u><u>\$ 648,800</u></u>

Central Coast Water Authority
Notes to Financial Statements
December 31, 2021

Note 10: Contributed Capital

Certain project participants elected to pay their share of CCWA project construction costs in cash. The amounts listed below show the capital contributions by project participant less the cost of local facilities and refunds to the project participants.

Project Participant	Amount
Avila Valley Water Company	\$ 15,979
City of Guadalupe	81,119
San Luis Schools	5,608
San Miguelito Water Company	233,605
Golden State Water Company	866,277
City of Santa Maria	13,498,802
Vandenberg AFB	7,861,043
TOTAL:	<u>\$ 22,562,433</u>

**MONTHLY SUMMARY OF MINERAL AND PHYSICAL ANALYSIS
RAW WATER (RW) AND SETTLED WATER (SW)**

System Name: Central Coast Water Authority

System Number: 4210030

Treatment Plant Name: Polonio Pass Water Treatment Plant

October 2021

Date:	RW pH (SU)	RW Turbidity (NTU)	SW Turbidity (NTU)	RW Odor (TON)	RW Total Coliform (MPN)	RW E. Coli (MPN)	RW Cl- (mg/L)	RW Alkalinity (mg/L)		RW Hardness (mg/L)		RW E.C. (uS/cm)	RW TOC (mg/L)
								Total	Phenol	Total	Ca		
1	8.19	1.70	0.27	1.0			99	98	0	124	61		
2	8.22	1.83	0.27	1.0			97	100	0	122	59		
3	8.20	1.65	0.31	1.0			96	98	0	122	62		
4	8.19	1.72	0.29	1.0	308	<1	96	97	0	124	60	580	4.9
5	8.20	1.75	0.31	1.0			100	98	0	127	60		
6	8.14	1.87	0.25	1.0			99	97	0	121	57		
7	8.15	1.88	0.27	1.0			97	98	0	120	61		
8	8.13	2.15	0.27	1.0			99	96	0	121	59		
9	8.09	2.22	0.25	1.0			99	95	0	125	59		
10	8.07	2.18	0.23	1.0			100	90	0	121	60		
11	8.15	2.23	0.21	1.0	201	<1	99	94	0	120	57	575	
12	8.08	2.22	0.22	1.0			101	89	0	120	59		
13	8.02	2.22	0.27	1.0			103	91	0	121	59		
14	8.00	2.02	0.30	1.0			103	90	0	122	61		
15	8.04	2.08	0.30	1.0			103	91	0	122	60		
16	8.05	2.17	0.28	1.0			104	89	0	121	60		
17	8.12	2.15	0.27	1.0			102	89	0	121	60		
18	8.13	2.22	0.24	1.0	132	<1	103	90	0	121	60	584	
19	8.06	2.50	0.22	1.5			102	93	0	119	56		
20	8.03	2.38	0.27	1.5			101	93	0	116	58		
21	8.02	2.30	0.27	1.0			102	90	0	111	55		
22	8.00	2.25	0.26	1.0			100	91	0	121	58		
23	8.00	2.40	0.23	1.0			102	92	0	120	56		
24	7.96	2.21	0.21	1.0			99	93	0	115	55		
25	8.01	2.08	0.32	1.0	194	<1	104	93	0	112	58	579	
26	7.93	3.00	0.25	1.5			102	90	0	120	56		
27	7.83	3.67	0.32	1.0			103	89	0	121	60		
28	7.88	4.02	0.38	1.0			105	89	0	119	58		
29	7.90	4.13	0.35	1.0			104	89	0	119	60		
30	7.88	3.28	0.27	1.0			102	88	0	119	57		
31	7.83	3.00	0.22	1.5			104	87	0	122	56		
Avg:	8.05	2.37	0.27	1.1	209	<1	101	92	0	120	59	580	4.9

**MONTHLY SUMMARY OF MINERAL AND PHYSICAL ANALYSIS
TREATED WATER (TW) & CLEARWELL (CW)**

System Name: Central Coast Water Authority

System Number: 4210030

Treatment Plant Name: Polonio Pass Water Treatment Plant

October 2021

Date:	TW pH (SU)	TW Turbidity (NTU)	Filter Rate (gpm/ft ²)	CW Odor (TON)	TW Total Coliform	CW Cl- (mg/L)	CW Total Alk (mg/L)	CW Hardness (mg/L)		TW Chlorine (mg/L)		CCB3 Chlorine Free (mg/L)	TW NH3-N (mg/L)		(CCB3 Cl2 Free) / (TW NH3-N Total)	CW E.C. (uS/cm)	TW TOC (mg/L)
								Total	Ca	Total	Free		Total	Free			
1	8.42	0.08	3.89	0.0	ABSENT	101	93	123	60	3.57	0.00	3.40	0.69	0.00	4.9		
2	8.43	0.08	4.13	0.0	ABSENT	100	80	124	60	3.65	0.00	3.46	0.68	0.00	5.1		
3	8.42	0.08	4.00	0.0	ABSENT	98	93	122	61	3.63	0.00	3.45	0.68	0.00	5.1		
4	8.44	0.08	4.74	0.0	ABSENT	100	93	123	60	3.62	0.00	3.43	0.69	0.00	5.0	628	2.7
5	8.38	0.09	4.14	0.0	ABSENT	103	90	122	60	3.58	0.00	3.50	0.66	0.00	5.3		
6	8.42	0.07	4.27	0.0	ABSENT	103	93	118	57	3.63	0.00	3.52	0.67	0.00	5.3		
7	8.33	0.08	4.44	0.0	ABSENT	104	89	121	60	3.63	0.00	3.53	0.66	0.00	5.3		
8	8.32	0.07	4.13	0.0	ABSENT	103	84	118	58	3.66	0.00	3.56	0.68	0.00	5.2		
9	8.31	0.07	4.33	0.0	ABSENT	103	90	117	57	3.65	0.00	3.51	0.69	0.00	5.1		
10	8.35	0.07	4.35	0.0	ABSENT	103	88	120	58	3.53	0.00	3.41	0.66	0.01	5.2		
11	8.32	0.07	4.14	0.0	ABSENT	102	89	119	55	3.70	0.00	3.50	0.70	0.00	5.0	626	
12	8.33	0.07	3.98	0.0	ABSENT	103	83	121	58	3.82	0.00	3.69	0.71	0.00	5.2		
13	8.30	0.09	4.13	0.0	ABSENT	104	84	121	60	3.65	0.00	3.47	0.68	0.00	5.1		
14	8.30	0.09	4.27	0.0	ABSENT	105	84	122	60	3.87	0.00	3.74	0.72	0.00	5.2		
15	8.37	0.08	4.27	0.0	ABSENT	103	85	121	59	3.87	0.00	3.70	0.73	0.00	5.1		
16	8.32	0.08	4.32	0.0	ABSENT	105	85	121	59	3.83	0.00	3.64	0.71	0.00	5.1		
17	8.37	0.07	4.37	0.0	ABSENT	103	83	120	60	3.78	0.00	3.59	0.71	0.00	5.1		
18	8.40	0.08	4.08	0.0	ABSENT	103	83	121	60	3.85	0.00	3.67	0.71	0.00	5.2	628	
19	8.39	0.08	3.78	0.0	ABSENT	105	87	118	51	3.80	0.00	3.55	0.73	0.00	4.9		
20	8.36	0.07	4.06	0.0	ABSENT	105	84	112	58	3.66	0.00	3.49	0.70	0.00	5.0		
21	8.48	0.07	4.31	0.0	ABSENT	105	89	116	55	3.71	0.00	3.58	0.72	0.00	5.0		
22	8.39	0.07	4.37	0.0	ABSENT	104	83	121	58	3.73	0.00	3.63	0.69	0.00	5.3		
23	8.38	0.08	4.37	0.0	ABSENT	105	84	118	54	3.93	0.00	3.93	0.76	0.00	5.2		
24	8.42	0.08	4.37	0.0	ABSENT	104	84	116	53	4.02	0.00	3.96	0.77	0.00	5.1		
25	8.36	0.07	4.37	0.0	ABSENT	106	87	114	56	3.98	0.00	3.87	0.76	0.00	5.1	625	
26	8.33	0.07	4.37	0.0	ABSENT	106	84	121	55	3.98	0.00	3.90	0.74	0.00	5.3		
27	8.32	0.09	4.60	0.0	ABSENT	106	83	122	58	4.07	0.00	4.00	0.74	0.00	5.4		
28	8.40	0.09	4.85	0.0	ABSENT	106	83	122	58	4.05	0.00	3.90	0.74	0.00	5.3		
29	8.37	0.09	4.49	0.0	ABSENT	105	84	120	58	4.00	0.00	3.93	0.75	0.00	5.2		
30	8.33	0.09	4.12	0.0	ABSENT	107	82	120	57	4.05	0.00	3.94	0.74	0.00	5.3		
31	8.33	0.07	4.33	0.0	ABSENT	105	84	119	56	4.18	0.00	4.03	0.76	0.00	5.3		
Avg	8.37	0.08	4.27	0.00		103	86	120	58	3.80	0.00	3.66	0.71	0.00	5.2	627	2.70

**MONTHLY SUMMARY OF MINERAL AND PHYSICAL ANALYSIS
RAW WATER (RW) AND SETTLED WATER (SW)**

System Name: Central Coast Water Authority

System Number: 4210030

Treatment Plant Name: Polonio Pass Water Treatment Plant

November 2021

Date:	RW pH (SU)	RW Turbidity (NTU)	SW Turbidity (NTU)	RW Odor (TON)	RW Total Coliform (MPN)	RW E. Coli (MPN)	RW Cl- (mg/L)	RW Alkalinity (mg/L)		RW Hardness (mg/L)		RW E.C. (uS/cm)	RW TOC (mg/L)
								Total	Phenol	Total	Ca		
1	7.77	3.20	0.24	2.0			102	88	0	138	62		
2	*	*	*	*	*	*	*	*	*	*	*		
3	*	*	*	*	*	*	*	*	*	*	*		
4	*	*	*	*	*	*	*	*	*	*	*		
5	*	*	*	*	*	*	*	*	*	*	*		
6	*	*	*	*	*	*	*	*	*	*	*		
7	*	*	*	*	*	*	*	*	*	*	*		
8	*	*	*	*	*	*	*	*	*	*	*		
9	*	*	*	*	*	*	*	*	*	*	*		
10	*	*	*	*	*	*	*	*	*	*	*		
11	*	*	*	*	*	*	*	*	*	*	*		
12	*	*	*	*	*	*	*	*	*	*	*		
13	*	*	*	*	*	*	*	*	*	*	*		
14	7.83	3.80	0.30	3.0			103	100	0	148	68		
15	7.77	3.20	0.27	6.0	>2,419.60	34	103	97	0	137	64		
16	7.80	3.02	0.26	2.5			113	98	0	130	62	624	
17	8.08	2.73	0.42	3.5			108	93	0	134	63		5.6
18	8.28	2.58	0.39	4.0			104	90	1	126	64		
19	8.43	2.73	0.42	3.0			103	89	3	123	63		
20	8.53	3.05	0.40	2.0			104	90	4	122	61		
21	8.52	2.87	0.39	1.5			104	89	4	123	61		
22	8.54	2.87	0.31	1.5	461	2	103	89	4	121	60	569	
23	8.58	3.00	0.28	2.0			101	94	2	116	56		
24	8.61	2.98	0.28	1.0			100	93	4	118	53		
25	8.45	2.68	0.26	2.5			101	91	3	119	54		
26	8.58	2.48	0.28	2.5			101	93	3	117	55		
27	8.68	2.02	0.30	2.0			100	95	3	118	52		
28	8.57	1.82	0.29	3.0			103	90	2	120	53		
29	8.65	1.60	0.29	2.5	187	1	103	93	3	124	56	567	
30	8.63	1.55	0.30	1.5			103	90	5	126	59		
Avg	8.35	2.68	0.32	2.6	324	12	103	92	2	126	59	587	5.6

*Shutdown

**MONTHLY SUMMARY OF MINERAL AND PHYSICAL ANALYSIS
TREATED WATER (TW) & CLEARWELL (CW)**

System Name: Central Coast Water Authority

System Number: 4210030

Treatment Plant Name: Polonio Pass Water Treatment Plant

November 2021

Date:	TW pH (SU)	TW Turbidity (NTU)	Filter Rate (gpm/ft ²)	CW Odor (TON)	TW Total Coliform	CW Cl- (mg/L)	CW Total Alk (mg/L)	CW Hardness (mg/L)		TW Chlorine (mg/L)		CCB3 Chlorine Free (mg/L)	TW NH3-N (mg/L)		(CCB3 Cl2 Free) / (TW NH3-N Total)	CW E.C. (uS/cm)	TW TOC (mg/L)
								Total	Ca	Total	Free		Total	Free			
1	8.30	0.08	3.38	0.0	ABSENT	102	86	136	58	3.97	0.00	4.01	0.73	0.00	5.5		
2	*	*	*	*	*	*	*	*	*	*	*	*	*	*	*		
3	*	*	*	*	*	*	*	*	*	*	*	*	*	*	*		
4	*	*	*	*	*	*	*	*	*	*	*	*	*	*	*		
5	*	*	*	*	*	*	*	*	*	*	*	*	*	*	*		
6	*	*	*	*	*	*	*	*	*	*	*	*	*	*	*		
7	*	*	*	*	*	*	*	*	*	*	*	*	*	*	*		
8	*	*	*	*	*	*	*	*	*	*	*	*	*	*	*		
9	*	*	*	*	*	*	*	*	*	*	*	*	*	*	*		
10	*	*	*	*	*	*	*	*	*	*	*	*	*	*	*		
11	*	*	*	*	*	*	*	*	*	*	*	*	*	*	*		
12	*	*	*	*	*	*	*	*	*	*	*	*	*	*	*		
13	*	*	*	*	*	*	*	*	*	*	*	*	*	*	*		
14	8.25	0.16	3.88	0.0	ABSENT	105	82	140	66	3.07	0.00	3.87	0.51	0.01	7.6		
15	8.24	0.06	4.21	0.0	ABSENT	111	86	125	65	3.43	0.00	3.10	0.66	0.04	4.7		
16	8.50	0.09	4.85	0.0	ABSENT	118	92	131	64	3.85	0.00	3.73	0.69	0.00	5.4	684	
17	8.53	0.11	5.01	0.0	ABSENT	117	91	131	66	3.75	0.00	3.69	0.73	0.02	5.1		4.1
18	8.52	0.13	5.18	0.5	ABSENT	112	89	128	63	3.80	0.00	3.53	0.74	0.01	4.8		
19	8.37	0.13	5.18	0.0	ABSENT	108	85	123	61	3.80	0.00	3.62	0.74	0.00	4.9		
20	8.39	0.13	4.85	0.0	ABSENT	106	83	123	61	3.70	0.00	3.61	0.71	0.00	5.1		
21	8.35	0.12	4.53	0.0	ABSENT	106	82	126	60	3.63	0.00	3.46	0.70	0.00	4.9		
22	8.41	0.11	4.53	0.0	ABSENT	106	82	121	61	3.67	0.00	3.48	0.69	0.00	5.0	624	
23	8.38	0.08	4.53	0.0	ABSENT	103	83	118	58	3.70	0.00	3.48	0.72	0.00	4.8		
24	8.43	0.08	3.94	0.0	ABSENT	105	84	118	54	3.68	0.00	3.51	0.72	0.00	4.9		
25	8.35	0.07	3.64	0.0	ABSENT	103	83	119	56	3.53	0.00	3.48	0.69	0.00	5.0		
26	8.38	0.07	3.94	0.0	ABSENT	104	84	117	54	3.54	0.00	3.44	0.70	0.00	4.9		
27	8.41	0.07	4.04	0.0	ABSENT	104	82	116	52	3.53	0.00	3.46	0.68	0.00	5.1		
28	8.43	0.07	4.53	0.0	ABSENT	107	81	122	53	3.50	0.00	3.38	0.69	0.00	4.9		
29	8.47	0.07	4.53	0.0	ABSENT	106	79	123	55	3.52	0.00	3.42	0.68	0.00	5.0	612	
30	8.28	0.07	3.91	0.0	ABSENT	107	82	125	59	3.52	0.00	3.40	0.67	0.00	5.1		
Avg	8.39	0.09	4.37	0.03		107	84	125	59	3.62	0.00	3.54	0.69	0.00	5.2	640	4.10

*Shutdown

**MONTHLY SUMMARY OF MINERAL AND PHYSICAL ANALYSIS
RAW WATER (RW) AND SETTLED WATER (SW)**

System Name: Central Coast Water Authority

System Number: 4210030

Treatment Plant Name: Polonio Pass Water Treatment Plant

December 2021

Date:	RW pH (SU)	RW Turbidity (NTU)	SW Turbidity (NTU)	RW Odor (TON)	RW Total Coliform (MPN)	RW E. Coli (MPN)	RW Cl- (mg/L)	RW Alkalinity (mg/L)		RW Hardness (mg/L)		RW E.C. (uS/cm)	RW TOC (mg/L)
								Total	Phenol	Total	Ca		
1	8.70	1.37	0.26	1.0			102	90	5	120	59		5.3
2	8.70	1.33	0.24	1.5			104	89	11	128	61		
3	8.70	1.15	0.22	1.5			105	88	6	126	59		
4	8.72	1.15	0.24	1.5			105	88	8	126	64		
5	8.72	1.15	0.25	1.0			104	88	6	126	60		
6	8.73	1.23	0.24	1.5	147	<1	103	89	6	128	61	548	
7	8.64	1.27	0.23	1.0			102	95	2	121	57		
8	8.60	1.28	0.27	1.5			101	89	4	119	61		
9	8.52	1.28	0.22	1.0			104	91	4	119	59		
10	8.52	1.20	0.26	1.0			102	89	3	119	56		
11	8.50	1.27	0.23	1.0			101	90	2	119	60		
12	8.50	1.45	0.28	1.0			101	91	2	123	59		
13	8.53	1.50	0.28	1.0	179	<1	102	92	3	121	59	568	
14	8.50	1.67	0.29	1.5			98	88	1	124	59		
15	8.48	1.55	0.23	1.5			99	91	1	119	57		
16	8.55	1.50	0.22	1.5			101	88	1	128	56		
17	8.44	1.52	0.26	1.0			102	93	2	124	60		
18	8.48	1.40	0.39	1.0			103	89	1	120	60		
19	8.46	1.47	0.36	1.0			101	91	1	115	55		
20	8.48	1.24	0.33	1.0	47	<1	103	92	1	114	59	563	
21	8.50	1.33	0.33	1.0			101	90	2	119	59		
22	8.52	1.38	0.35	1.0			102	89	3	117	59		
23	8.50	1.40	0.32	1.0			101	95	3	119	60		
24	8.51	1.47	0.30	1.0			102	87	3	116	57		
25	8.58	1.90	0.31	1.0			102	89	4	119	59		
26	8.57	1.90	0.33	1.0			101	90	2	117	58		
27	8.60	2.20	0.33	1.0	84	<1	101	87	3	120	59	563	
28	8.55	2.40	0.27	1.0			100	90	2	120	58		
29	8.60	2.42	0.29	1.0			101	87	3	114	54		
30	8.61	2.35	0.40	2.0			101	88	3	116	54		
31	8.61	2.29	0.36	1.0			99	91	3	113	54		
Avg	8.57	1.55	0.29	1.2	114	<1	102	90	3	120	58	561	5.3

**MONTHLY SUMMARY OF MINERAL AND PHYSICAL ANALYSIS
TREATED WATER (TW) & CLEARWELL (CW)**

System Name: Central Coast Water Authority

System Number: 4210030

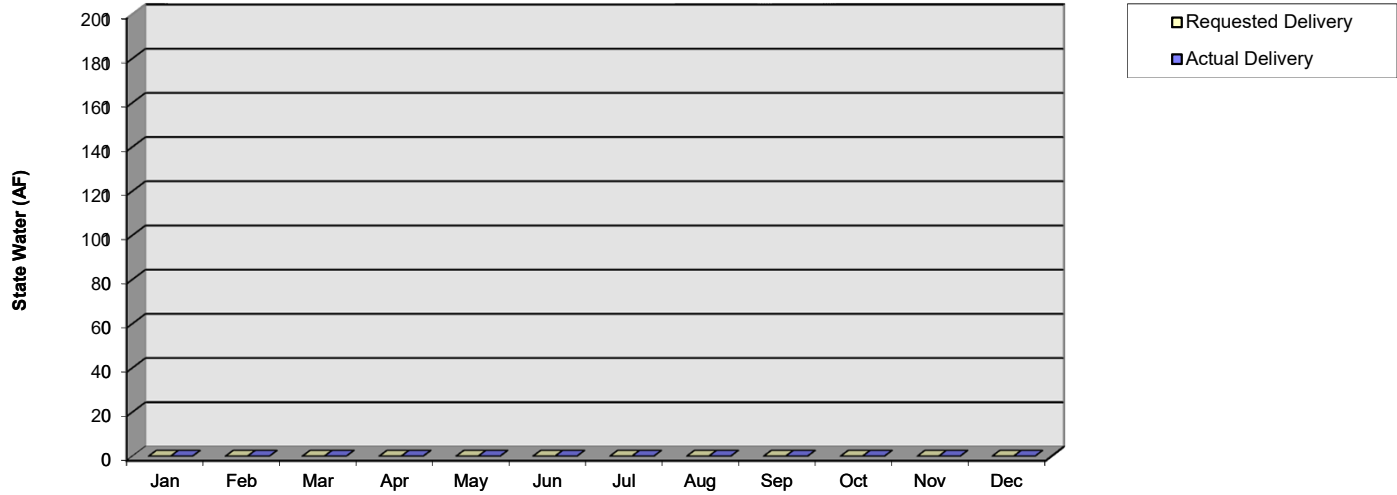
Treatment Plant Name: Polonio Pass Water Treatment Plant

December 2021

Date:	TW pH (SU)	TW Turbidity (NTU)	Filter Rate (gpm/ft ²)	CW Odor (TON)	TW Total Coliform	CW Cl- (mg/L)	CW Total Alk (mg/L)	CW Hardness (mg/L)		TW Chlorine (mg/L)		CCB3 Chlorine Free (mg/L)	TW NH3-N (mg/L)		(CCB3 Cl2 Free) / (TW NH3-N Total)	CW E.C. (uS/cm)	TW TOC (mg/L)
								Total	Ca	Total	Free		Total	Free			
1	8.40	0.07	3.88	0.0	ABSENT	105	81	118	58	3.57	0.00	3.37	0.69	0.00	4.9		3.2
2	8.35	0.08	4.31	0.0	ABSENT	107	83	127	62	3.58	0.00	3.45	0.68	0.00	5.1		
3	8.38	0.08	3.88	0.0	ABSENT	106	80	125	58	3.62	0.00	3.59	0.69	0.00	5.2		
4	8.33	0.07	4.05	0.0	ABSENT	105	80	126	61	3.58	0.00	3.49	0.68	0.00	5.1		
5	8.35	0.08	4.05	0.0	ABSENT	106	81	124	60	3.60	0.00	3.51	0.67	0.00	5.2		
6	8.30	0.08	3.88	0.0	ABSENT	106	80	122	60	3.62	0.00	3.51	0.67	0.00	5.2	609	
7	8.34	0.08	3.56	0.0	ABSENT	106	84	117	56	3.60	0.00	3.46	0.70	0.00	4.9		
8	8.40	0.07	3.24	0.0	ABSENT	105	80	123	57	3.60	0.00	3.42	0.70	0.00	4.9		
9	8.37	0.07	3.56	0.0	ABSENT	104	82	118	56	3.53	0.00	3.26	0.68	0.00	4.8		
10	8.39	0.07	3.88	0.0	ABSENT	103	86	121	57	3.56	0.00	3.28	0.68	0.00	4.8		
11	8.43	0.07	3.88	0.0	ABSENT	104	84	117	59	3.63	0.00	3.38	0.69	0.00	4.9		
12	8.40	0.07	3.88	0.0	ABSENT	104	83	119	58	3.64	0.00	3.42	0.68	0.00	5.0		
13	8.44	0.08	3.88	0.0	ABSENT	103	85	120	60	3.59	0.00	3.40	0.70	0.00	4.9	613	
14	8.38	0.09	3.57	0.0	ABSENT	103	80	122	58	3.38	0.00	3.25	0.66	0.01	4.9		
15	8.26	0.08	3.57	0.0	ABSENT	104	83	120	56	3.43	0.00	3.33	0.64	0.01	5.2		
16	8.18	0.08	3.88	0.0	ABSENT	104	80	124	58	3.65	0.00	3.56	0.68	0.00	5.2		
17	8.28	0.08	3.88	0.0	ABSENT	105	81	122	58	3.68	0.00	3.74	0.68	0.00	5.5		
18	8.41	0.08	3.56	0.0	ABSENT	105	82	119	59	3.59	0.00	3.51	0.66	0.00	5.3		
19	8.33	0.09	3.40	0.0	ABSENT	104	74	115	58	3.54	0.00	3.54	0.68	0.00	5.2		
20	8.28	0.09	3.40	0.0	ABSENT	105	84	117	58	3.51	0.00	3.43	0.66	0.00	5.2	606	
21	8.40	0.09	3.40	0.0	ABSENT	104	82	118	59	3.62	0.00	3.57	0.66	0.00	5.4		
22	8.26	0.08	3.40	0.0	ABSENT	104	83	119	53	3.65	0.00	3.57	0.67	0.01	5.3		
23	8.33	0.08	3.40	0.0	ABSENT	103	83	121	59	3.65	0.00	3.68	0.68	0.00	5.4		
24	8.36	0.07	3.40	0.0	ABSENT	104	82	118	59	3.62	0.00	3.62	0.68	0.00	5.3		
25	8.36	0.08	3.40	0.0	ABSENT	103	82	119	59	3.64	0.00	3.61	0.68	0.00	5.3		
26	8.27	0.07	4.85	0.0	ABSENT	106	83	119	59	3.73	0.00	3.67	0.67	0.00	5.5		
27	8.43	0.07	4.85	0.0	ABSENT	104	82	119	58	3.73	0.00	3.61	0.69	0.00	5.2	597	
28	8.47	0.07	3.88	0.0	ABSENT	104	84	122	56	3.50	0.00	3.45	0.68	0.00	5.1		
29	8.46	0.07	3.88	0.0	ABSENT	104	79	117	55	3.51	0.00	3.48	0.67	0.00	5.2		
30	8.47	0.07	3.88	0.0	ABSENT	103	80	118	56	3.57	0.00	3.47	0.69	0.00	5.0		
31	8.37	0.07	3.88	0.0	ABSENT	103	81	115	55	3.61	0.00	3.62	0.69	0.00	5.2		
Avg	8.36	0.08	3.79	0.00		104	82	120	58	3.59	0.00	3.49	0.68	0.00	5.1	606	3.20

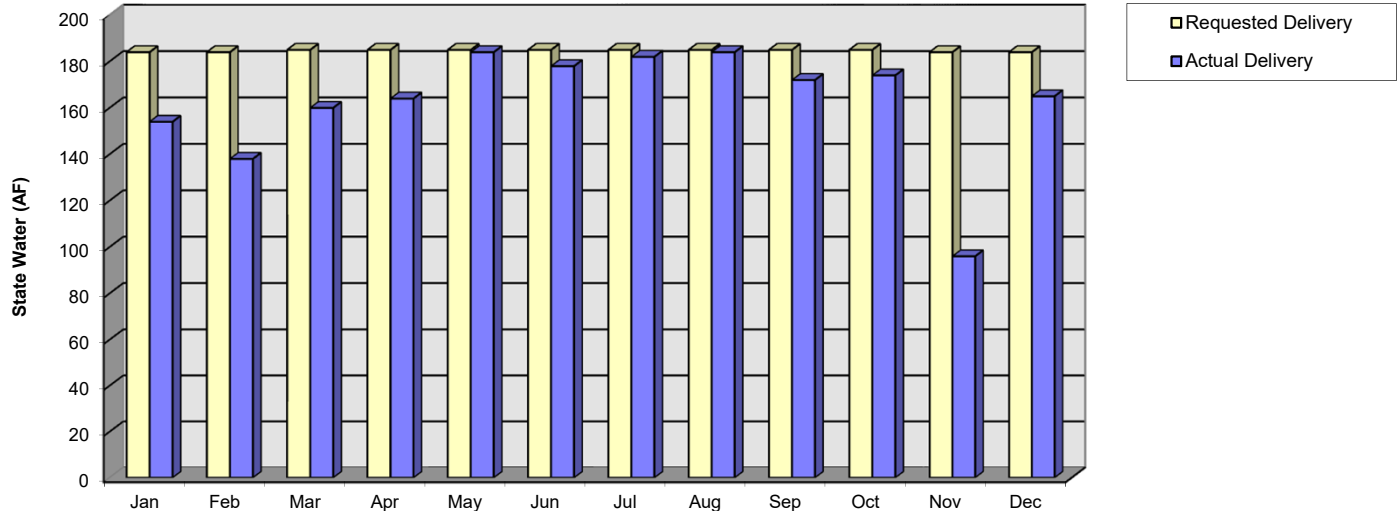
Shandon T.O. - SWP Deliveries in Year 2021

Month	Requested Delivery	Actual Delivery	Allocation Available
Jan	0	0	
Feb	0	0	
Mar	0	0	
Apr	0	0	
May	0	0	
Jun	0	0	
Jul	0	0	
Aug	0	0	
Sep	0	0	
Oct	0	0	
Nov	0	0	
Dec	0	0	
Total	0	0	



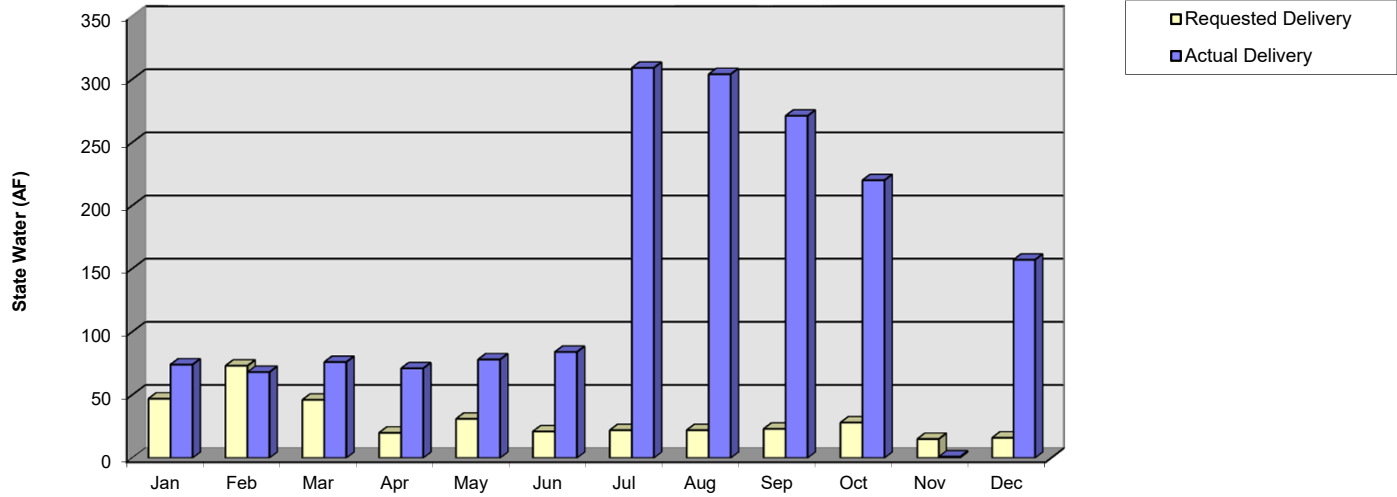
Chorro Valley T.O. - SWP Deliveries in Year 2021

Month	Requested Delivery	Actual Delivery	Allocation Available
Jan	184	154	
Feb	184	138	
Mar	185	160	
Apr	185	164	
May	185	184	
Jun	185	178	
Jul	185	182	
Aug	185	184	
Sep	185	172	
Oct	185	174	
Nov	184	96	
Dec	184	165	
Total	2216	1951	



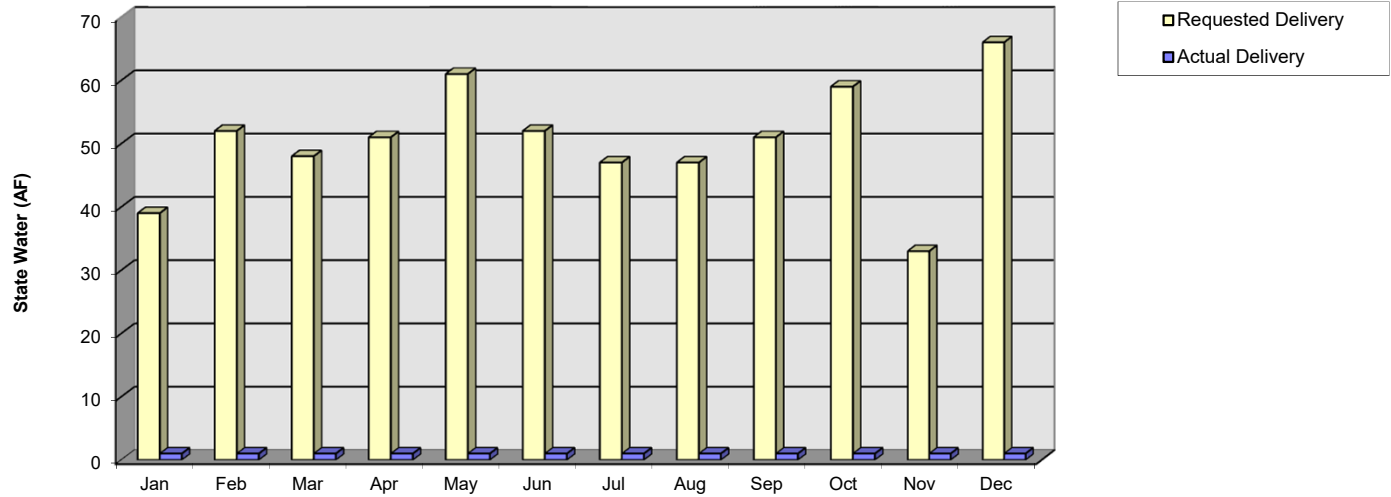
Lopez T.O. - SWP Deliveries in Year 2021

Month	Requested Delivery	Actual Delivery	Allocation Available
Jan	47	74	
Feb	73	68	
Mar	46	76	
Apr	20	71	
May	31	78	
Jun	21	84	
Jul	22	309	
Aug	22	304	
Sep	23	271	
Oct	28	220	
Nov	15	1	
Dec	16	157	
Total	364	1713	



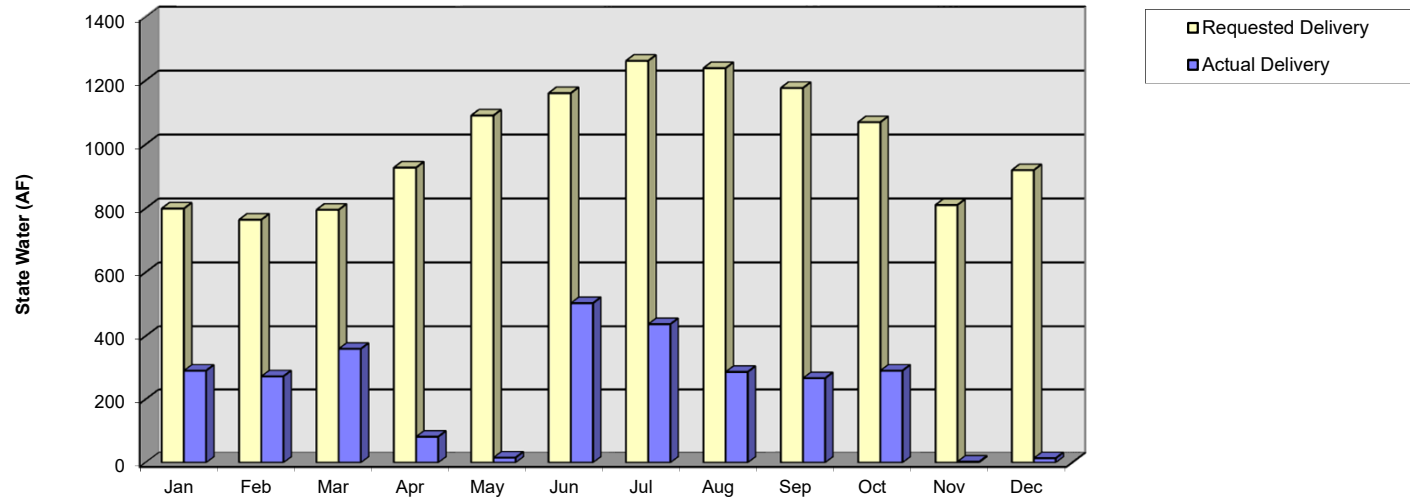
Guadalupe - SWP Deliveries in Year 2021

Month	Requested Delivery	Actual Delivery	Allocation Available
Jan	39	1	
Feb	52	1	
Mar	48	1	
Apr	51	1	
May	61	1	
Jun	52	1	
Jul	47	1	
Aug	47	1	
Sep	51	1	
Oct	59	1	
Nov	33	1	
Dec	66	1	
Total	606	12	



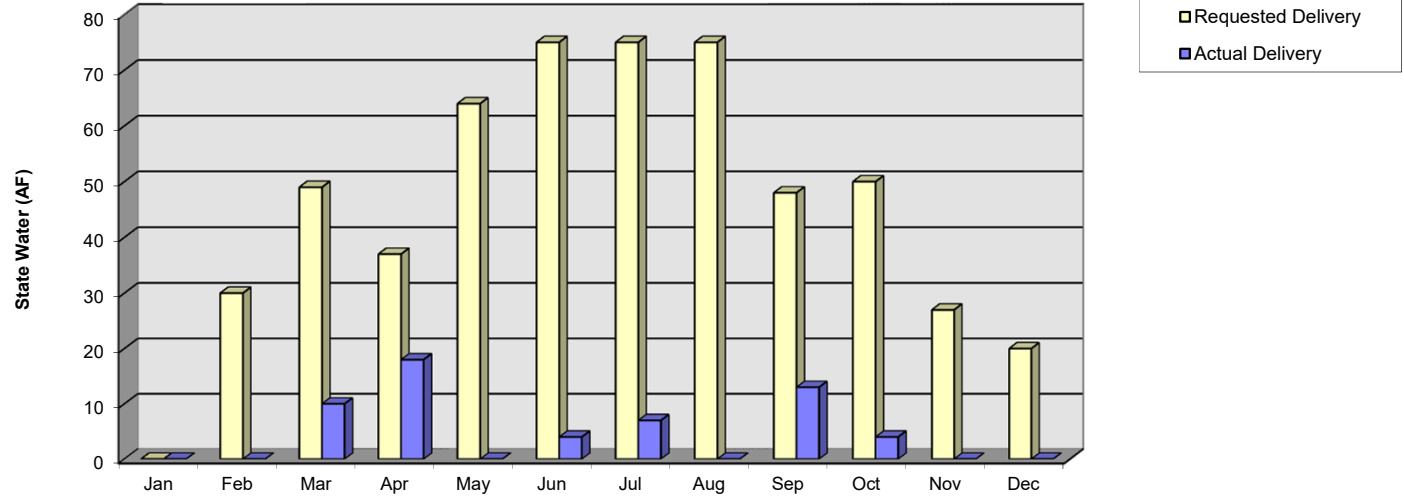
Santa Maria - SWP Deliveries in Year 2021

Month	Requested Delivery	Actual Delivery	Allocation Available
Jan	800	291	
Feb	765	273	
Mar	796	360	
Apr	928	82	
May	1091	16	
Jun	1161	504	
Jul	1262	438	
Aug	1239	287	
Sep	1177	267	
Oct	1070	291	
Nov	811	3	
Dec	920	14	
Total	12020	2826	



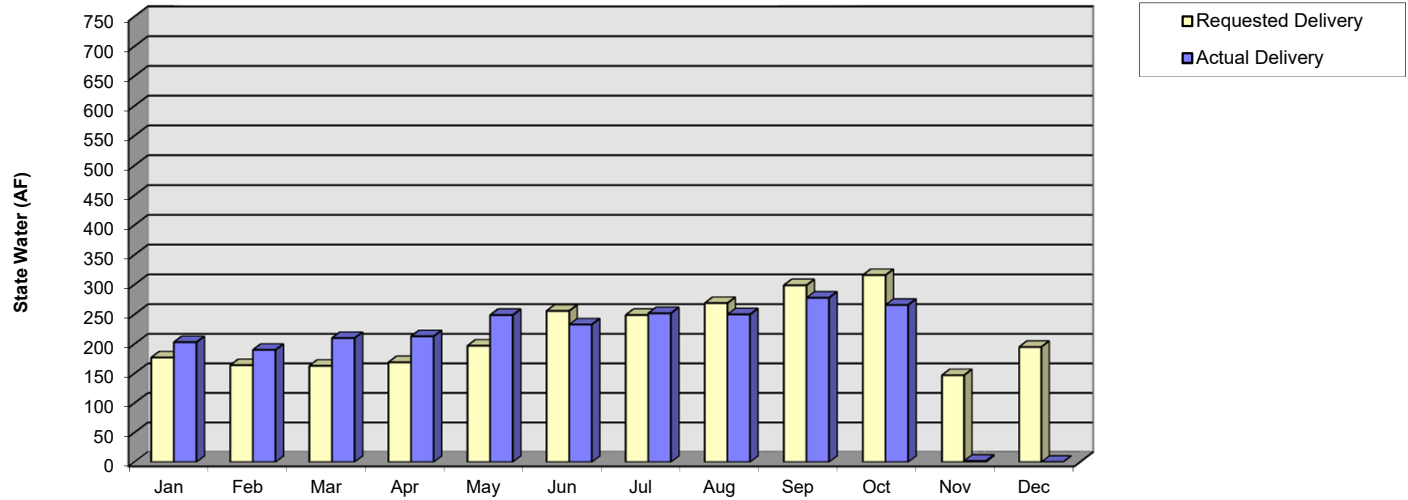
Golden State - SWP Deliveries in Year 2021

Month	Requested Delivery	Actual Delivery	Allocation Available
Jan	0	0	
Feb	30	0	
Mar	49	10	
Apr	37	18	
May	64	0	
Jun	75	4	
Jul	75	7	
Aug	75	0	
Sep	48	13	
Oct	50	4	
Nov	27	0	
Dec	20	0	
Total	550	56	



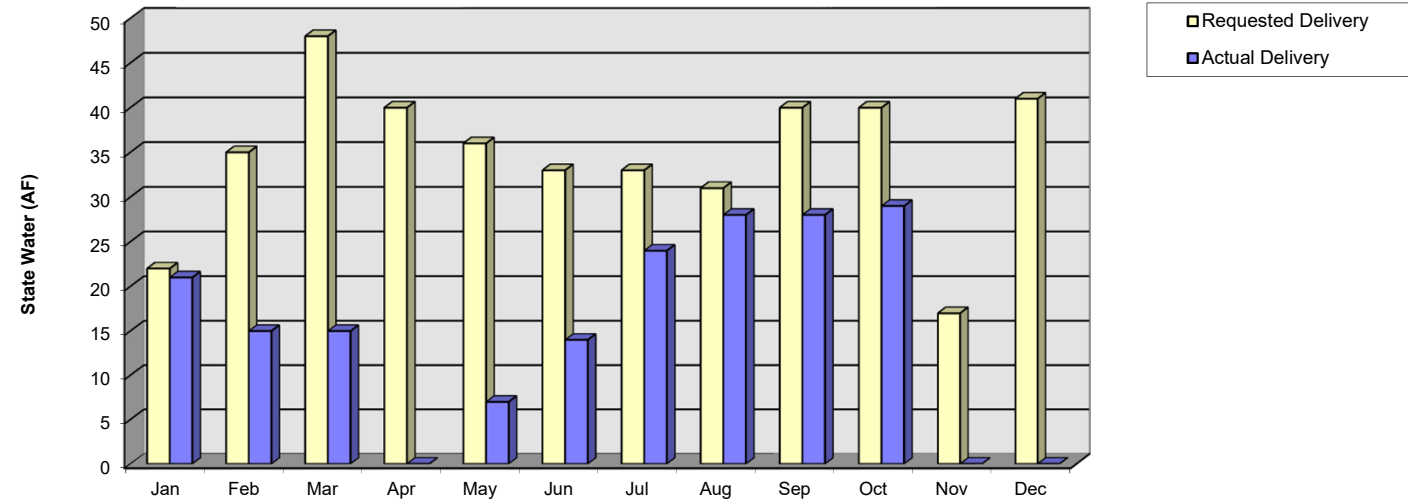
VAFB - SWP Deliveries in Year 2021

Month	Requested Delivery	Actual Delivery	Allocation Available
Jan	177	203	
Feb	164	190	
Mar	163	210	
Apr	169	213	
May	197	249	
Jun	256	233	
Jul	249	252	
Aug	269	250	
Sep	299	278	
Oct	316	266	
Nov	147	2	
Dec	195	0	
Total	2601	2346	



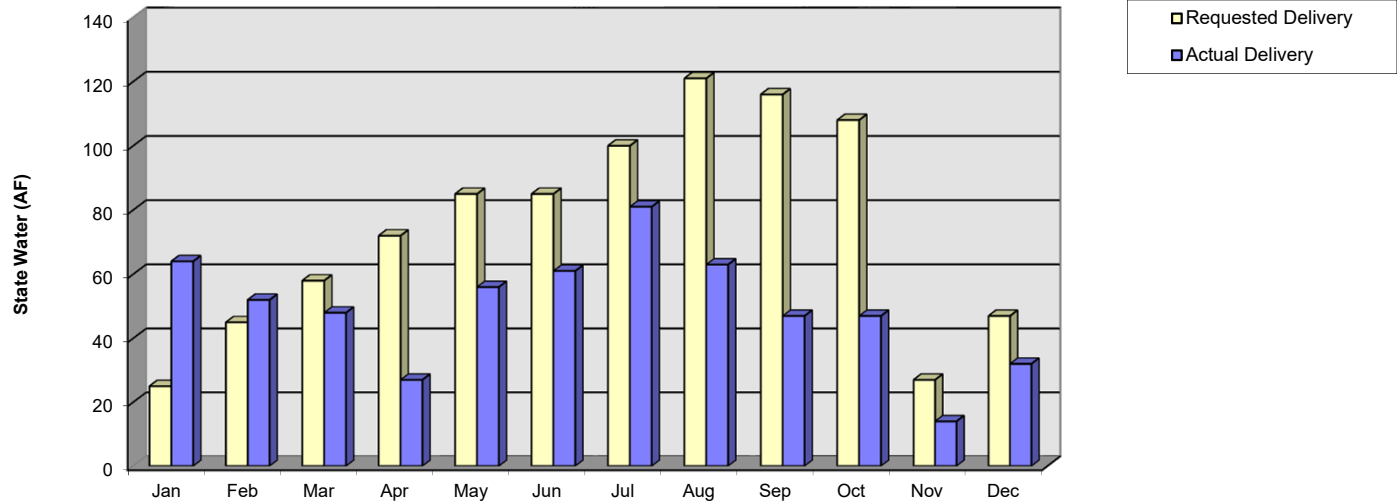
Buellton - SWP Deliveries in Year 2021

Month	Requested Delivery	Actual Delivery	Allocation Available
Jan	22	21	
Feb	35	15	
Mar	48	15	
Apr	40	0	
May	36	7	
Jun	33	14	
Jul	33	24	
Aug	31	28	
Sep	40	28	
Oct	40	29	
Nov	17	0	
Dec	41	0	
Total	416	181	



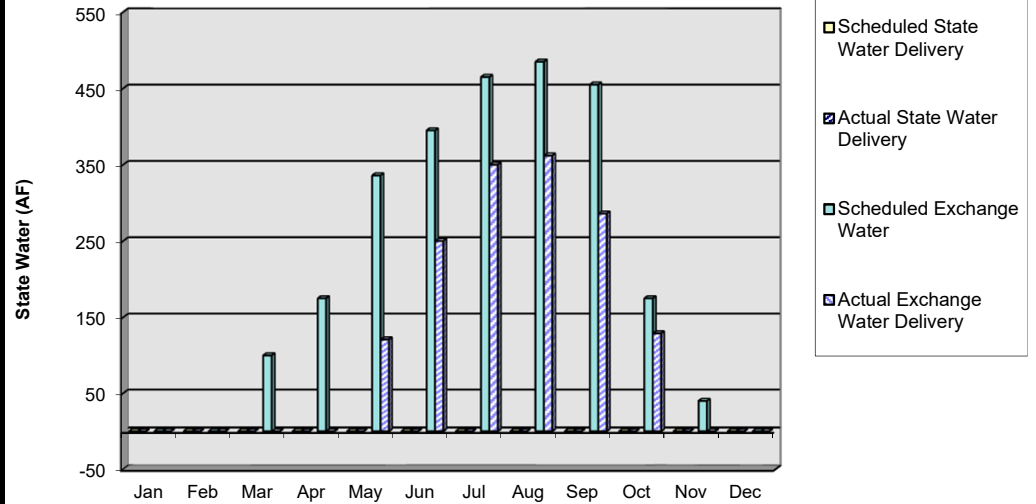
Santa Ynez - Solvang Only - SWP Deliveries in Year 2021

Month	Requested Delivery	Actual Delivery	Allocation Available
Jan	25	64	
Feb	45	52	
Mar	58	48	
Apr	72	27	
May	85	56	
Jun	85	61	
Jul	100	81	
Aug	121	63	
Sep	116	47	
Oct	108	47	
Nov	27	14	
Dec	47	32	
Total	889	592	



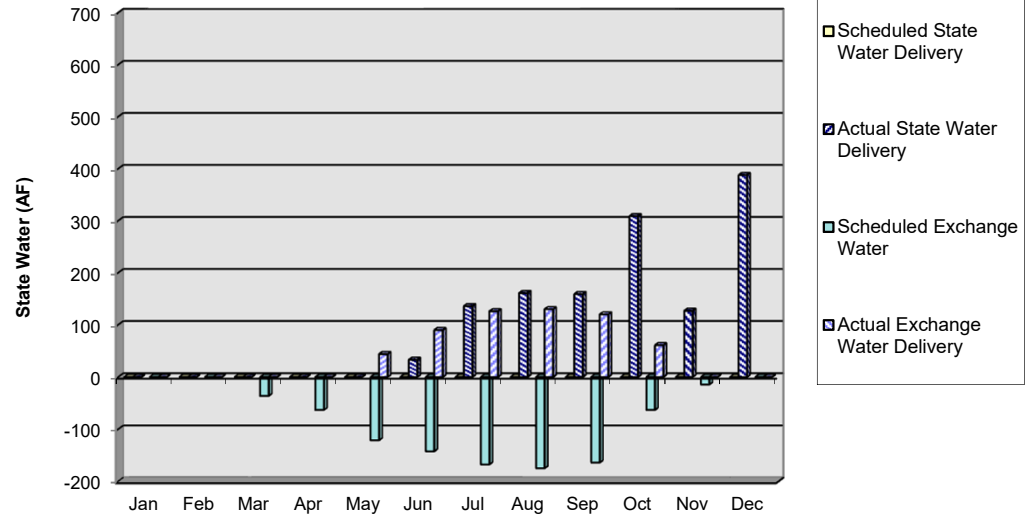
Santa Ynez (Without Solvang) - SWP Deliveries in Year 2021

Month	Scheduled State Water Delivery	Scheduled Exchange Water	Total Sch'd State & Exch. Water Delivery	Actual State Water Delivery	Actual Exchange Water Delivery	Total Actual State & Exch. Water Delivery	Allocation Available
Jan	0	0	0	0	0	0	
Feb	0	0	0	0	0	0	
Mar	0	100	100	0	0	0	
Apr	0	175	175	0	0	0	
May	0	336	336	0	121	121	
Jun	0	395	395	0	250	250	
Jul	0	465	465	0	350	350	
Aug	0	485	485	0	362	362	
Sep	0	455	455	0	286	286	
Oct	0	175	175	0	129	129	
Nov	0	40	40	0	0	0	
Dec	0	0	0	0	0	0	
Total	0	2626	2626	0	1498	1498	



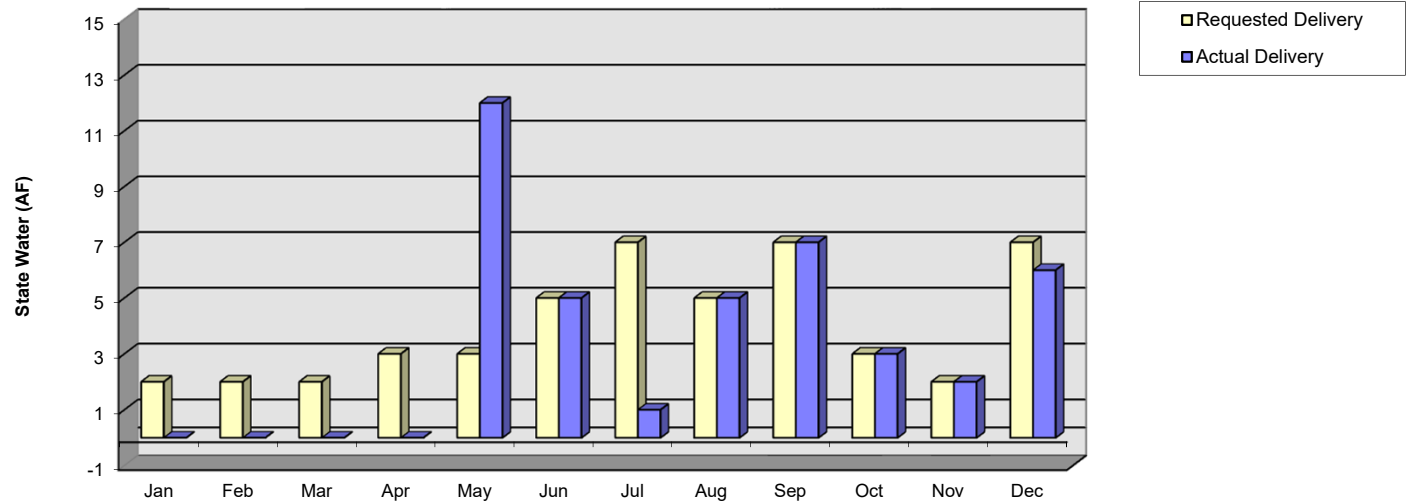
Goleta - SWP Deliveries in Year 2021

Month	Scheduled State Water Delivery	Scheduled Exchange Water	Total Schl'd State & Exch. Water Delivery	Actual State Water Delivery	Actual Exchange Water Delivery	Total Actual State & Exch. Water Delivery	Allocation Available
Jan	0	0	0	0	0	0	
Feb	0	0	0	0	0	0	
Mar	0	-36	-36	0	0	0	
Apr	0	-63	-63	0	0	0	
May	0	-121	-120.96	0	44	44	
Jun	0	-142	-142.2	33	90	123	
Jul	0	-167	-167.4	136	126	262	
Aug	0	-175	-174.6	161	130	291	
Sep	0	-164	-163.8	159	120	279	
Oct	0	-63	-63	309	61	370	
Nov	0	-14	-14.4	127	0	127	
Dec	0	0	0	388	0	388	
Total	0	-945	-945	1313	571	1884	



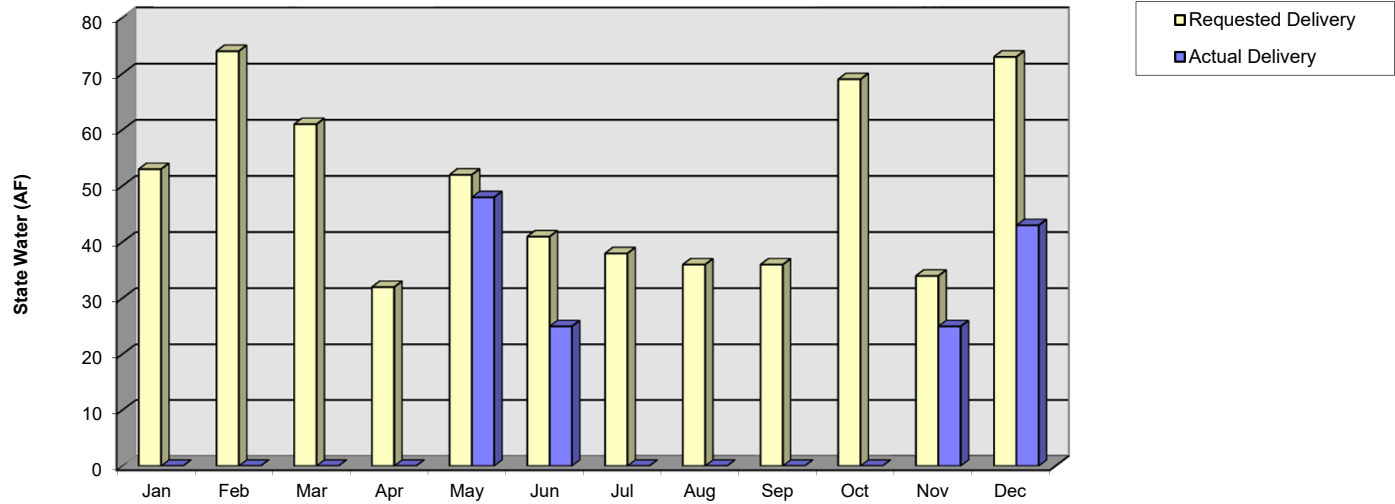
Morehart Land - SWP Deliveries in Year 2021

Month	Requested Delivery	Actual Delivery	Allocation Available
Jan	2	0	
Feb	2	0	
Mar	2	0	
Apr	3	0	
May	3	12	
Jun	5	5	
Jul	7	1	
Aug	5	5	
Sep	7	7	
Oct	3	3	
Nov	2	2	
Dec	7	6	
Total	48	41	



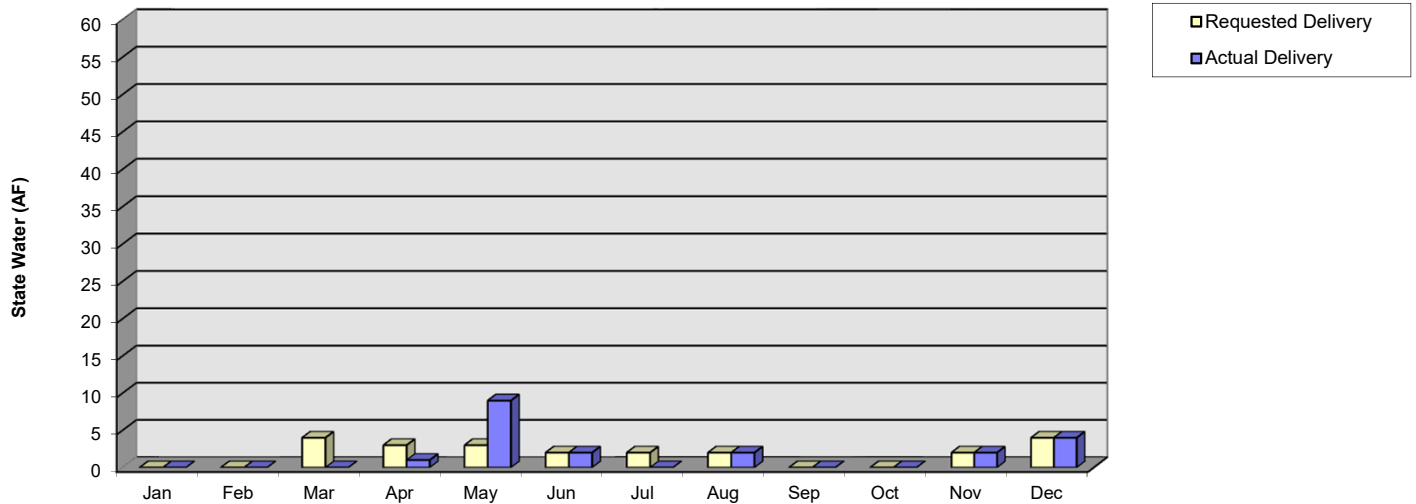
La Cumbre - SWP Deliveries in Year 2021

Month	Requested Delivery	Actual Delivery	Allocation Available
Jan	53	0	
Feb	74	0	
Mar	61	0	
Apr	32	0	
May	52	48	
Jun	41	25	
Jul	38	0	
Aug	36	0	
Sep	36	0	
Oct	69	0	
Nov	34	25	
Dec	73	43	
Total	599	141	



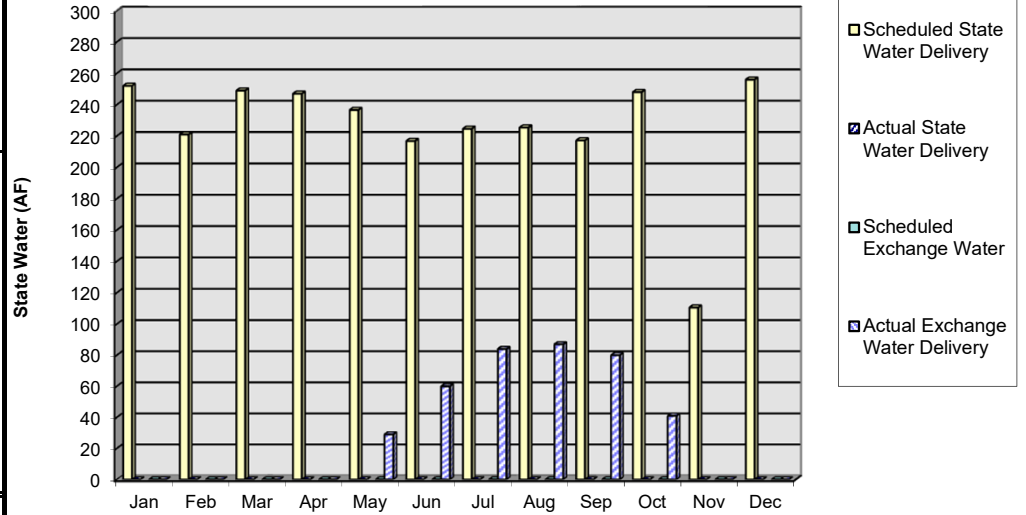
Raytheon (SBRC) - SWP Deliveries in Year 2021

Month	Requested Delivery	Actual Delivery	Allocation Available
Jan	0	0	
Feb	0	0	
Mar	4	0	
Apr	3	1	
May	3	9	
Jun	2	2	
Jul	2	0	
Aug	2	2	
Sep	0	0	
Oct	0	0	
Nov	2	2	
Dec	4	4	
Total	22	20	



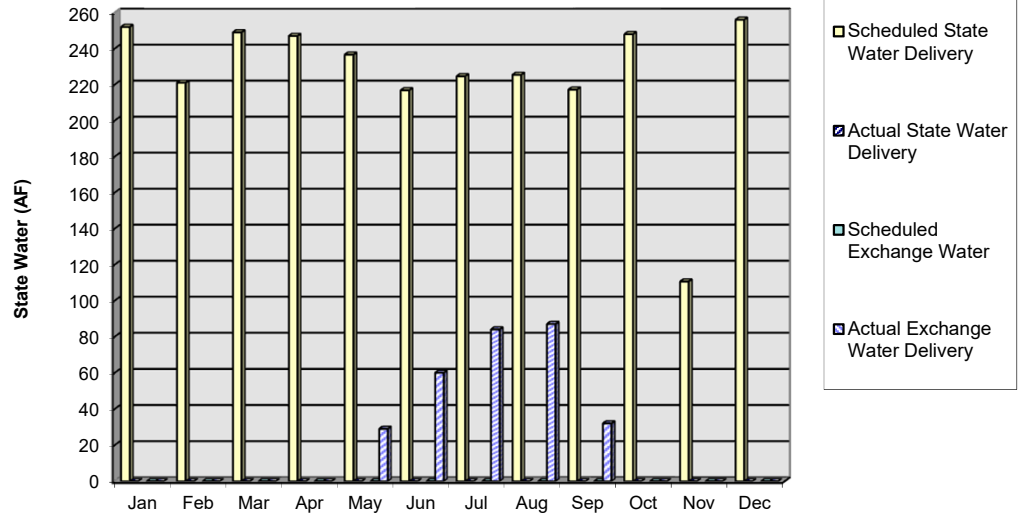
Santa Barbara - SWP Deliveries in Year 2021

Month	Scheduled State Water Delivery	Scheduled Exchange Water	Total Schl'd State & Exch. Water Delivery	Actual State Water Delivery	Actual Exchange Water Delivery	Total Actual State & Exch. Water Delivery	Allocation Available
Jan	252	0	252	0	0	0	
Feb	221	0	221	0	0	0	
Mar	249	-24	225	0	0	0	
Apr	247	-42	205	0	0	0	
May	237	-81	156	0	29	29	
Jun	217	-95	122	0	60	60	
Jul	225	-112	113	0	84	84	
Aug	225	-116	109	0	87	87	
Sep	217	-109	108	0	80	80	
Oct	248	-42	206	0	41	41	
Nov	111	-10	101	0	0	0	
Dec	256	0	256	0	0	0	
Total	2704	-630	2074	0	381	381	



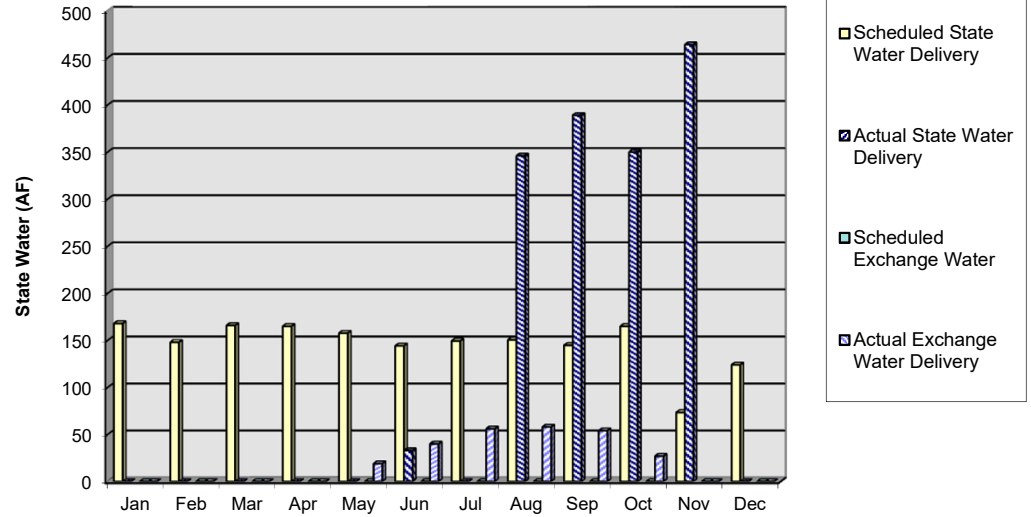
Montecito - SWP Deliveries in Year 2021

Month	Scheduled State Water Delivery	Scheduled Exchange Water	Total Schl'd State & Exch. Water Delivery	Actual State Water Delivery	Actual Exchange Water Delivery	Total Actual State & Exch. Water Delivery	Allocation Available
Jan	252	0	252	0	0	0	
Feb	221	0	221	0	0	0	
Mar	249	-24	225	0	0	0	
Apr	247	-42	205	0	0	0	
May	237	-81	156	0	29	29	
Jun	217	-95	122	0	60	60	
Jul	225	-112	113	0	84	84	
Aug	225	-116	109	0	87	87	
Sep	217	-109	108	0	32	32	
Oct	248	-42	206	0	0	0	
Nov	111	-10	101	0	0	0	
Dec	256	0	256	0	0	0	
Total	2704	-630	2074	0	292	292	



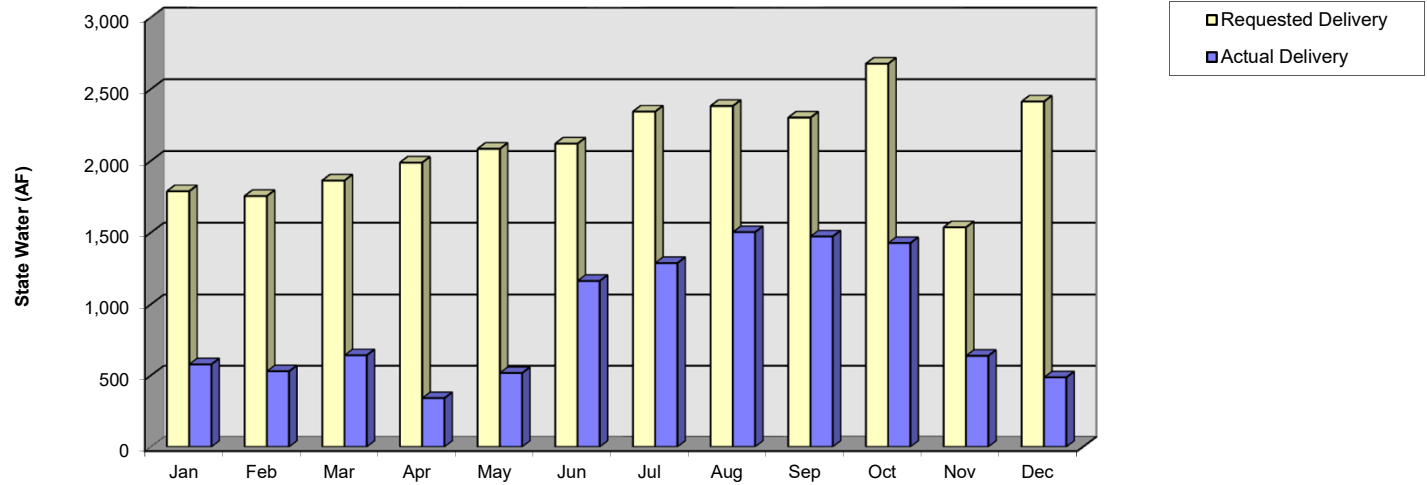
Carpinteria - SWP Deliveries in Year 2021

Month	Scheduled State Water Delivery	Scheduled Exchange Water	Total Schl'd State & Exch. Water Delivery	Actual State Water Delivery	Actual Exchange Water Delivery	Total Actual State & Exch. Water Delivery	Allocation Available
Jan	168	0	168	0	0	0	
Feb	148	0	148	0	0	0	
Mar	166	-16	150	0	0	0	
Apr	165	-28	137	0	0	0	
May	158	-54	104	0	19	19	
Jun	144	-63	81	33	40	73	
Jul	149	-74	75	0	56	56	
Aug	151	-78	73	346	58	404	
Sep	145	-73	72	389	54	443	
Oct	165	-28	137	350	27	377	
Nov	73	-6	67	464	0	464	
Dec	124	0	124	0	0	0	
Total	1756	-420	1336	1582	254	1836	



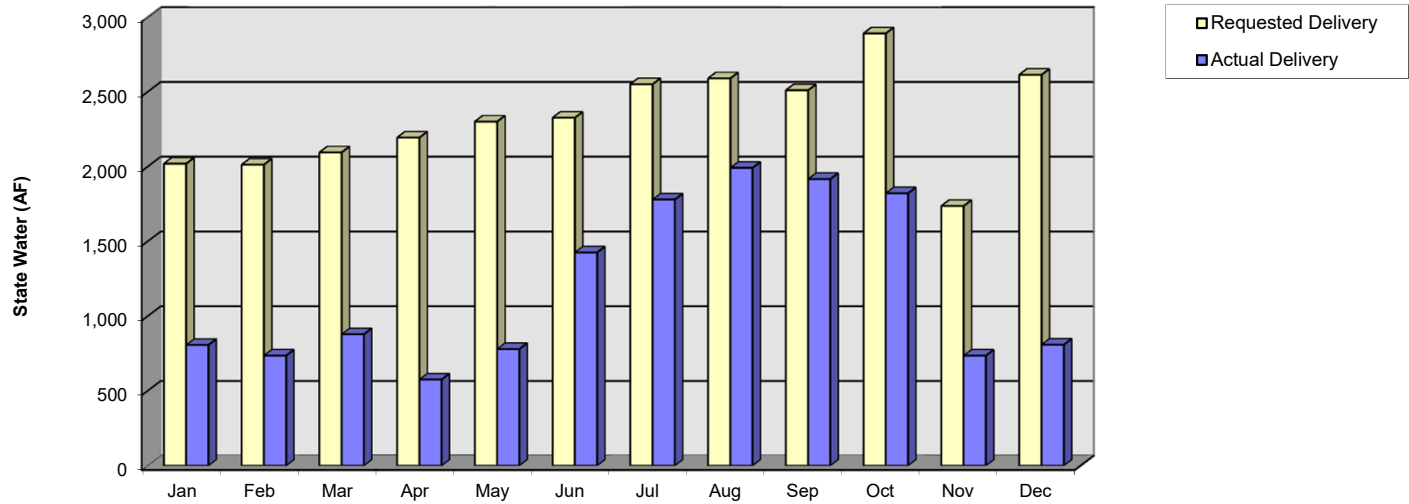
Total SB County - SWP Deliveries in Year 2021

Month	Requested Delivery	Actual Delivery
Jan	1,790	580
Feb	1,757	531
Mar	1,865	644
Apr	1,990	342
May	2,086	519
Jun	2,122	1,165
Jul	2,345	1,290
Aug	2,384	1,505
Sep	2,304	1,475
Oct	2,679	1,429
Nov	1,539	640
Dec	2,415	488
Total	25,276	10,608



Total SB and SLO County - SWP Deliveries in Year 2021

Month	Requested Delivery	Actual Delivery
Jan	2,021	808
Feb	2,014	737
Mar	2,096	880
Apr	2,195	577
May	2,302	781
Jun	2,328	1,427
Jul	2,552	1,781
Aug	2,591	1,993
Sep	2,512	1,918
Oct	2,892	1,823
Nov	1,738	737
Dec	2,615	810
Total	27,856	14,272





CENTRAL COAST WATER AUTHORITY

MEMORANDUM

January 20, 2022

TO: CCWA Board of Directors

FROM: Ray A Stokes
Executive Director

SUBJECT: Coastal Branch Water Management Strategies

SUMMARY

In early 2021, CCWA and the San Luis Obispo County Flood Control and Water Conservation District (SLO County) jointly engaged the consulting team of Provost & Pritchard and the Hallmark Group to study and analyze ways to maximize our individual State water supplies, especially as it relates to the recently adopted State Water Project (SWP) Water Management Contract Amendment.

The Consultant Team has engaged with both CCWA and SLO County staff as well as our respective project participants (stakeholders) and received input and suggestions at various stakeholder meetings throughout this process.

The final report is now ready for review and acceptance by the CCWA Board of Directors. Additionally, the Provost & Pritchard and Hallmark Group will present an overview of the report at the CCWA Board meeting.

RECOMMENDATIONS

1. Receive and accept the Coastal Branch Water Management Strategies Report

Attachments







1. Coastal Branch Water Management Strategies Report

RAS

CCWA Budget Planning Schedule FY 2022/23 Budget

January					February					March					April																																													
S	M	T	W	T	F	S	S	M	T	W	T	F	S	S	M	T	W	T	F	S	S	M	T	W	T	F	S																																	
							1					2	3	4	5	6	7	8	9	10	11	12	13	14	15	16	17	18	19	20	21	22	23	24	25	26	27	28	29	30	31																			
2	3	4	5	6	7	8	9	10	11	12	13	14	15	16	17	18	19	20	21	22	23	24	25	26	27	28	29	30	31	1	2	3	4	5	6	7	8	9	10	11	12	13	14	15	16	17	18	19	20	21	22	23	24	25	26	27	28	29	30	31

May					June					July																																																			
S	M	T	W	T	F	S	S	M	T	W	T	F	S	S	M	T	W	T	F	S																																									
1	2	3	4	5	6	7	8	9	10	11	12	13	14	15	16	17	18	19	20	21	22	23	24	25	26	27	28	29	30	31	1	2	3	4	5	6	7	8	9	10	11	12	13	14	15	16	17	18	19	20	21	22	23	24	25	26	27	28	29	30	31

-  Receive DWR Statement of Charges (for following calendar year)
-  Prepare Draft Budget
-  Submit Preliminary Budget to Operating Committee
-  Submit Preliminary Budget to Board of Directors
-  Board Approval of Final Budget
-  Beginning of 2022/23 Budget Expenditure Cycle


- July 1, 2021
- November 1, 2021- February 28, 2022
- March 10, 2022
- March 24, 2022
- April 28, 2022
- July 1, 2022



CENTRAL COAST WATER AUTHORITY
MEMORANDUM

January 20, 2022

TO: CCWA Board of Directors

FROM: John Brady 
Deputy Director, Operations and Engineering

SUBJECT: Request for Approval of Water Treatment Plant Process Logic Controller Upgrade Project (C-20PLCUPG and C-21PLCUPG) - Procurement of PLC Equipment in the Amount of \$100,254.91

BACKGROUND

Process Logic Controller (PLC) equipment plays a critical role in all of the automated control functions at the Water Treatment Plant (WTP). Consequently, it is vitally important to keep this equipment in good functioning condition at all times. The Modicon Process Logic Controllers (PLCs) that are currently in use at the WTP are now considered obsolete and product support from the manufacturer will be no longer available. Spare parts and technical support can still be readily obtained on the open market, but this will only reduce with time.

To address the obsolescence of the existing PLC equipment at the WTP, CCWA retained the services of Cannon Engineering to prepare a design and specifications for upgrading the PLC equipment and related programming at the WTP. Cannon Engineering completed their design and specifications work and CCWA staff utilized the PLC equipment specifications to solicit competitive bids.

FINANCIAL CONSIDERATIONS

As required by CCWA Board Resolution #19-01, competitive bids were solicited from three qualified PLC equipment venders using the PLC equipment specifications prepared by Cannon Engineering. Since the lowest responsive bid is over \$25,000, Board approval is required to award the bid.

The results of the bidding are presented below, along with the engineer's cost estimate for the equipment.

Item	Engineer's Estimate	Steven Engineering	BK Electric	Grey Bay
PLC Equipment	\$136,200	\$100,254.91	\$100,316.00 Non-responsive	\$106,066.95

CCWA staff reviewed all three Bids to determine if they were responsive to CCWA's Request For Bids. It was determined that BK Electric did not include all of the required equipment (Phoenix Power Supply was not included in Bid). In addition, Schneider Electric, the PLC Equipment Manufacturer, issued a letter to CCWA to note that BK electric was not authorized to sell equipment in CCWA's geographical area. Based on an incomplete bid, the BK Electric Bid was considered non-responsive. Consequently, CCWA staff determined that the lowest responsive bid was from Steven Engineering.

The Water Treatment Plant Process Logic Controller Upgrade Project (C-20PLCUPG and C-21PLCUPG) is a Board approved project. The sources of funds for the project are:

- C-20PLCUPG - Water Treatment Plant Process Logic Controller Upgrade Project. In FY 20/21, \$60,978.42 was spent on the design work for the project and \$162,683 of funding was carried over into FY 21/22, as approved by the Board.
- C-21PLCUPG - Water Treatment Plant Process Logic Controller Upgrade Project. This is a current fiscal year project with a budget of \$315,000

This provides a total of \$487,683 available for the engineering, programming and equipment procurement phase of the Water Treatment Plant PLC Upgrade Project. This budget is sufficient to cover the expenses anticipated for FY 21/22, which includes the purchase of PLC equipment.

RECOMMENDATION

That the Board:

- Authorize the Executive Director to award the PLC Equipment Purchase Order to Steven Engineering in the amount of \$100,254.91, based on the Steven Engineering Quotation Number 6058065-00 and dated January 5, 2022.

SWC
Wednesday, January 12, 2022

Agenda Item VII.I.
Board of Directors
January 27, 2022

AB 377 (**Rivas, Robert D**) **Water quality: impaired waters.**

Current Text: Amended: 4/13/2021 [html](#) [pdf](#)

Introduced: 2/1/2021

Last Amend: 4/13/2021

Status: 5/25/2021-Failed Deadline pursuant to Rule 61(a)(5). (Last location was APPR. SUSPENSE FILE on 5/19/2021)(May be acted upon Jan 2022)

Location: 5/25/2021-A. 2 YEAR

Desk	Policy	2 year	Floor	Desk	Policy	Fiscal	Floor	Conf. Conc.	Enrolled	Vetoed	Chaptered
1st House				2nd House							

Summary: Would require, by January 1, 2023, the State Water Resources Control Board and regional boards to prioritize enforcement of all water quality standard violations that are causing or contributing to an exceedance of a water quality standard in a surface water of the state. The bill would require the state board and regional boards, by January 1, 2025, to evaluate impaired state surface waters and report to the Legislature a plan to bring all water segments into attainment by January 1, 2050. The bill would require the state board and regional boards to update the report with a progress summary to the Legislature every 5 years. The bill would create the Waterway Recovery Account in the Waste Discharge Permit Fund and would make moneys in the Waterway Recovery Account available for the state board to expend, upon appropriation by the Legislature, to bring impaired water segments into attainment in accordance with the plan.

Organization	Position	Assigned
SWC	Watch	POQ

AB 1001 (**Garcia, Cristina D**) **Environment: mitigation measures for air and water quality impacts: environmental justice.**

Current Text: Amended: 1/3/2022 [html](#) [pdf](#)

Introduced: 2/18/2021

Last Amend: 1/3/2022

Status: 1/11/2022-From committee: Do pass and re-refer to Com. on APPR. (Ayes 8. Noes 2.) (January 10). Re-referred to Com. on APPR.

Location: 1/11/2022-A. APPR.

Desk	Policy	Fiscal	Floor	Desk	Policy	Fiscal	Floor	Conf. Conc.	Enrolled	Vetoed	Chaptered
1st House				2nd House							

Summary: The California Environmental Quality Act (CEQA) requires a lead agency to prepare a mitigated negative declaration for a project that may have a significant effect on the environment if revisions in the project would avoid or mitigate that effect and there is no substantial evidence that the project, as revised, would have a significant effect on the environment. This bill would require mitigation measures, identified in an environmental impact report or mitigated negative declaration to mitigate the adverse effects of a project on air or water quality of a disadvantaged community, to mitigate those effects directly in the affected disadvantaged community.

Organization	Position	Assigned
SWC		POQ

AB 1500 (**Garcia, Eduardo D**) **Safe Drinking Water, Wildfire Prevention, Drought Preparation, Flood Protection, Extreme Heat Mitigation, and Workforce Development Bond Act of 2022.**

Current Text: Amended: 5/11/2021 [html](#) [pdf](#)

Introduced: 2/19/2021

Last Amend: 5/11/2021

Status: 9/10/2021-Failed Deadline pursuant to Rule 61(a)(15). (Last location was RLS. on 5/20/2021) (May be acted upon Jan 2022)

Location: 9/10/2021-A. 2 YEAR

Desk	2 year	Fiscal	Floor	Desk	Policy	Fiscal	Floor	Conf. Conc.	Enrolled	Vetoed	Chaptered
1st House				2nd House							

Summary: Would enact the Safe Drinking Water, Wildfire Prevention, Drought Preparation, Flood Protection, Extreme Heat Mitigation, and Workforce Development Bond Act of 2022, which, if approved by the voters, would authorize the issuance of bonds in the amount of \$7,080,000,000 pursuant to the State General Obligation Bond Law to finance projects for safe drinking water, wildfire prevention, drought preparation, flood protection, extreme heat mitigation, and workforce development programs.

Organization	Position	Assigned
SWC	Support If Amended	POQ

[SB 45](#)

(Portantino D) Short-lived climate pollutants: organic waste reduction goals: local jurisdiction assistance.

Current Text: Amended: 1/3/2022 [html](#) [pdf](#)

Introduced: 12/7/2020

Last Amend: 1/3/2022

Status: 1/11/2022-Set for hearing January 18.

Location: 1/10/2022-S. APPR.

Desk	Policy	Fiscal	Floor	Desk	Policy	Fiscal	Floor	Conf. Conc.	Enrolled	Vetoed	Chaptered
1st House				2nd House							

Calendar: 1/18/2022 10 a.m. - John L. Burton Hearing Room (4203)
SENATE APPROPRIATIONS, PORTANTINO, Chair

Summary: Current law requires the Department of Resources Recycling and Recovery, in consultation with the State Air Resources Board, to adopt regulations to achieve the organic waste reduction goals established by the state board for 2020 and 2025, as provided. Current law requires the department, no later than July 1, 2020, and in consultation with the state board, to analyze the progress that the waste sector, state government, and local governments have made in achieving these organic waste reduction goals. This bill would require the department, in consultation with the state board, to provide assistance to local jurisdictions, including, but not limited to, any funding appropriated by the Legislature in the annual Budget Act, for purposes of assisting local agencies to comply with these provisions, including any regulations adopted by the department.

Organization	Position	Assigned
SWC	Support If Amended	POQ

[SB 559](#)

(Hurtado D) Department of Water Resources: water conveyance systems: Water Conveyance Restoration Fund.

Current Text: Amended: 8/30/2021 [html](#) [pdf](#)

Introduced: 2/18/2021

Last Amend: 8/30/2021

Status: 9/10/2021-Failed Deadline pursuant to Rule 61(a)(15). (Last location was INACTIVE FILE on 9/8/2021)(May be acted upon Jan 2022)

Location: 9/10/2021-A. 2 YEAR

Desk	Policy	Fiscal	Floor	Desk	Policy	Fiscal	2 year	Conf. Conc.	Enrolled	Vetoed	Chaptered
1st House				2nd House							

Summary: Would establish the Water Conveyance Restoration Fund in the State Treasury to be administered by the Department of Water Resources in consultation with the State Water Resources Control Board and the Department of Fish and Wildlife. The bill would require all moneys deposited in the fund to be expended, upon appropriation by the Legislature, in support of subsidence repair costs, including environmental planning, permitting, design, and construction and necessary road and bridge upgrades required to accommodate capacity improvements. The bill would require the Director of Water Resources to apportion money appropriated from the fund, subject to specified requirements, for the Friant-Kern Canal, Delta-Mendota Canal, San Luis Field Division of the California Aqueduct, and San Joaquin Division of the California Aqueduct.

Organization	Position	Assigned
SWC	Support	POQ

[SB 786](#)

(Becker D) Santa Clara Valley Water District.

Current Text: Amended: 5/11/2021 [html](#) [pdf](#)

Introduced: 2/19/2021

Last Amend: 5/11/2021

Status: 7/14/2021-Failed Deadline pursuant to Rule 61(a)(11). (Last location was L. GOV. on 5/28/2021)(May be acted upon Jan 2022)

Location: 7/14/2021-A. 2 YEAR

Desk	Policy	Fiscal	Floor	Desk	2 year	Fiscal	Floor	Conf. Conc.	Enrolled	Vetoed	Chaptered
1st House				2nd House							

Summary: The Santa Clara Valley Water District Act authorizes the Clara Valley Water District to levy ad valorem taxes or assessments in the district to pay the general administrative costs and expenses of the district, to carry out the act's objects or purposes, and to pay the costs and expenses of constructing or extending works within the district. The act additionally authorizes the district to levy taxes or assessments upon all property or all real property within a portion of the district for specified purposes. The act authorizes the district to issue bonds for specified purposes, and requires that the bonds be paid by revenue derived from those tax levies and assessments, except the ad valorem taxes or assessments. This bill would additionally authorize the district to use the revenues from the ad valorem taxes or assessments to pay for the bonds.

Organization	Position	Assigned
SWC	Monitor	POQ

SB 832 (Dodd D) **Water rights: measurement of diversion.**

Current Text: Introduced: 1/3/2022 [html](#) [pdf](#)

Introduced: 1/3/2022

Status: 1/4/2022-From printer. May be acted upon on or after February 3.

Location: 1/3/2022-S. RLS.

Desk	Policy	Fiscal	Floor	Desk	Policy	Fiscal	Floor	Conf. Conc.	Enrolled	Vetoed	Chaptered
1st House				2nd House							

Summary: Current law requires a person who diverts 10 acre-feet or more of water per year under a permit or license to install and maintain a device or employ a method capable of measuring the rate of direct diversion, rate of collection to storage, and rate of withdrawal or release from storage. Current law requires the measurements to be made using the best available technologies and best professional practices using a device or methods satisfactory to the State Water Resources Control Board, as specified in regulations adopted by the state board. Current law requires a permittee or licensee to maintain a record of all diversion monitoring, as provided, and to include those records with annual reports required to be submitted to the state board. Current law authorizes the state board to modify these requirements if the state board finds that strict compliance with these requirements is infeasible, is unreasonably expensive, would unreasonably affect public trust uses, or would result in the waste or unreasonable use of water, or that the need for monitoring and reporting is adequately addressed by other conditions of the permit or license. This bill would clarify existing law that a person diverting 10 acre-feet or more of water per year under a registration is subject to these water diversion measurement, recording, and reporting requirements.

Organization	Position	Assigned
SWC		POQ

Total Measures: 7
Total Tracking Forms: 7



YOUR BEST PROTECTION

ACWA JPIA

P. O. Box 619082
Roseville, CA 95661-9082

phone
916.786.5742
800.231.5742

www.acwajpia.com

President

E.G. "Jerry" Gladbach

Vice President

Tom Cuquet

Chief Executive Officer

Walter "Andy" Sells

Executive Committee

Fred Bockmiller

Tom Cuquet

David Drake

E.G. "Jerry" Gladbach

Brent Hastey

Melody A. McDonald

Randall Reed

J. Bruce Rupp

Pamela Tobin

Core Values

- People
- Service
- Integrity
- Innovation

November 03, 2021

Central Coast Water Authority (C039)
255 Industrial Way
Buellton, CA 93427-9591

General Manager:

Each year at Fall Conference, the JPIA recognizes members that have a Loss Ratio of 20% or less in either of the Liability, Property, or Workers' Compensation programs (loss ratio = total losses / total premiums).

The members with this distinction receive the "**President's Special Recognition Award**" certificate for each Program that they qualify in.

The JPIA is extremely pleased to present Central Coast Water Authority (C039) with this special recognition and commends the District on the hard work in reducing claims.

Congratulations to you, your staff, Board, and District. Keep up the good work!

The JPIA wishes you the best in 2022.

Sincerely,

E.G. "Jerry" Gladbach
President

Enclosure: President's Special Recognition Award(s)

President's Special Recognition Award

*The President of the
ACWA JPIA
hereby gives Special Recognition to*

Central Coast Water Authority

*for achieving a low ratio of "Paid Claims and Case Reserves" to "Deposit Premiums"
in the Liability Program for the period 10/01/2017 - 09/30/2020
announced at the Board of Directors' Meeting in Pasadena.*

E. G. "Jerry" Gladbach

E. G. "Jerry" Gladbach, President



December 15, 2021

President's Special Recognition Award

*The President of the
ACWA JPIA
hereby gives Special Recognition to*

Central Coast Water Authority

*for achieving a low ratio of "Paid Claims and Case Reserves" to "Deposit Premiums"
in the Property Program for the period 04/01/2017 - 06/30/2020
announced at the Board of Directors' Meeting in Pasadena.*



December 15, 2021

E. G. "Jerry" Gladbach
E. G. "Jerry" Gladbach, President

Lisa F. Watkins

From: Nicholas Turner <nturner@montecitowater.com>
Sent: Wednesday, December 15, 2021 10:52 AM
To: Ray Stokes
Cc: Lisa F. Watkins; Ken Coates; Floyd Wicks; Tobe Plough
Subject: MWD Rep to CCWA

Hi Ray,

At its meeting of December 14, 2021, MWD Board President Tobe Plough appointed Director Ken Coates as its Representative to CCWA for 2022. In addition, Tobe Plough was appointed as the alternate. These appointments become effective on January 1, 2022. Please update your records accordingly and begin including Ken (cc'ed on this email) on all correspondence meant for CCWA Board members.

If you have any questions concerning this change, please let me know.

Nick Turner, P.E.
General Manager
Montecito Water District
583 San Ysidro Road
Santa Barbara, CA 93108

Phone: 805.969.2271
Cell: 805.453.2078
Fax: 805.969.7261
www.montecitowater.com





2022 - APPOINTMENTS TO BOARDS, COMMISSIONS & COMMITTEES

Mayor – Holly Sierra
Vice Mayor – Dave King

Ed Andrisek eda@cityofbuellton.com 805-451-1231	Dave King davek@cityofbuellton.com 805-451-9494	Elysia Lewis elysia@cityofbuellton.com 805-448-3417	John Sanchez ajs@cityofbuellton.com 805-451-8618	Holly Sierra hollys@cityofbuellton.com 805-252-2618
Air Pollution Control District (APCD) Alternate	Central Coast Water Authority (CCWA) SECOND Alternate	California Joint Powers Insurance Authority (CPIA) Alternate	Arts & Culture Committee	Air Pollution Control District (APCD)
California Joint Powers Insurance Authority (CPIA)	Economic Development Task Force	City/School District Joint Use Committee	Association of California Water Agencies/Joint Powers Insurance Authority	Central Coast Community Energy (3CE)
Central Coast Water Authority (CCWA)	League of California Cities (LOCC) Alternate	Multi-Jurisdictional Solid Waste Task Group	Buellton Chamber of Commerce City Liaison Member	Economic Development Task Force
Central Management Area Committee for the Sustainable Groundwater Management Act (SGMA)			Central Coast Water Authority (CCWA) Alternate	League of California Cities (LOCC)
Santa Barbara County Association of Governments (SBCAG) Alternate			Central Management Area Committee for the Sustainable Groundwater Management Act (SGMA) Alternate	Library Advisory
			Home for Good SBC	Santa Barbara County Association of Governments (SBCAG)
			Library Advisory Alternate	
			Multi-Jurisdictional Solid Waste Task Group	



**HONORARY
TRUSTEE:**
Harlan J. Burchardi
1969-2020

January 5, 2022

TRUSTEES:
DIVISION 1
Jeff Holzer

Central Coast Water Authority
Attn: Ray Stokes
255 Industrial Way
Buellton, Ca. 93427

DIVISION 2
Jeff Clay

Subject: Appointment of Director and Alternate Director

DIVISION 3
Lori Parker

Dear Mr. Stokes:

DIVISION 4
Michael Burchardi

Please be advised that at our December 21, 2021 meeting, the Board of Trustees appointed Trustee Jeff Clay as the District's representative on the CCWA Board of Directors and Trustee Lori Parker as the alternate representative. Mr. Paeter Garcia will remain as the Operating Committee member.

TRUSTEE-AT-LARGE
Brad Joos

GENERAL MANAGER
Paeter E. Garcia

Please forward all correspondence and Board materials to Ms. Parker at lparker@syrrwd.org.

Sincerely,

Mary Martone
Assistant General Manager