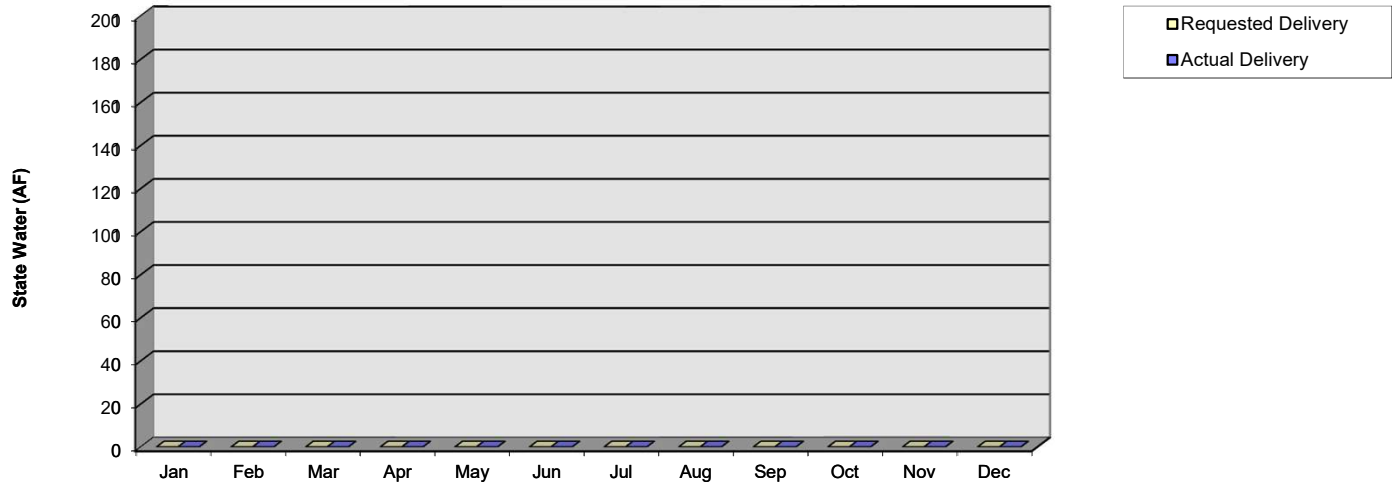


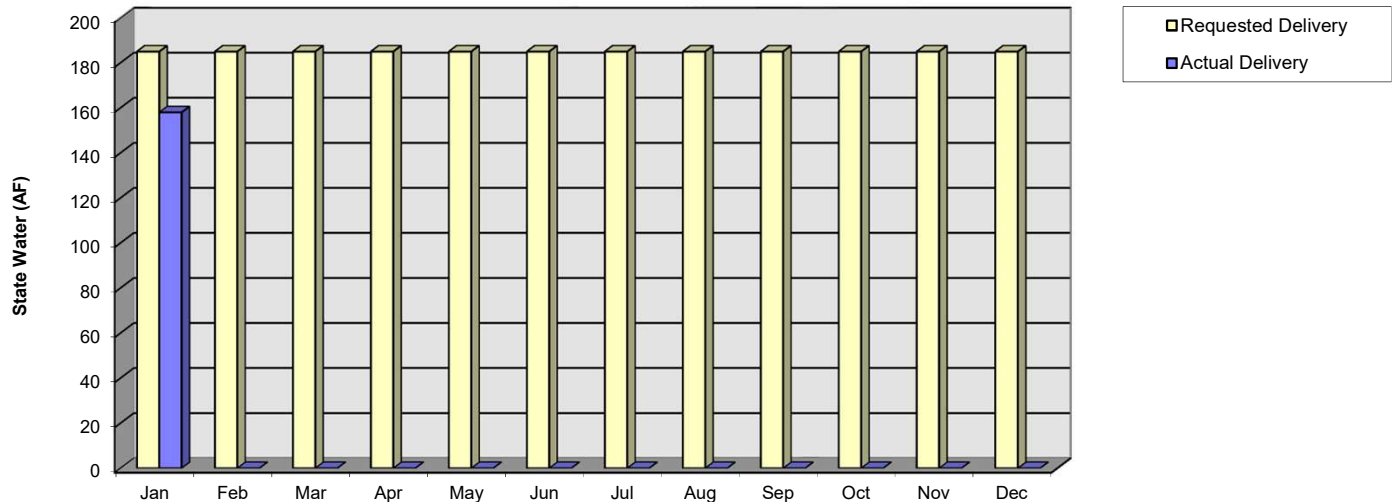
Shandon T.O - SWP Deliveries in Year 2022

Month	Requested Delivery	Actual Delivery	Allocation Available
Jan	0	0	
Feb	0	0	
Mar	0	0	
Apr	0	0	
May	0	0	
Jun	0	0	
Jul	0	0	
Aug	0	0	
Sep	0	0	
Oct	0	0	
Nov	0	0	
Dec	0	0	
Total	0	0	



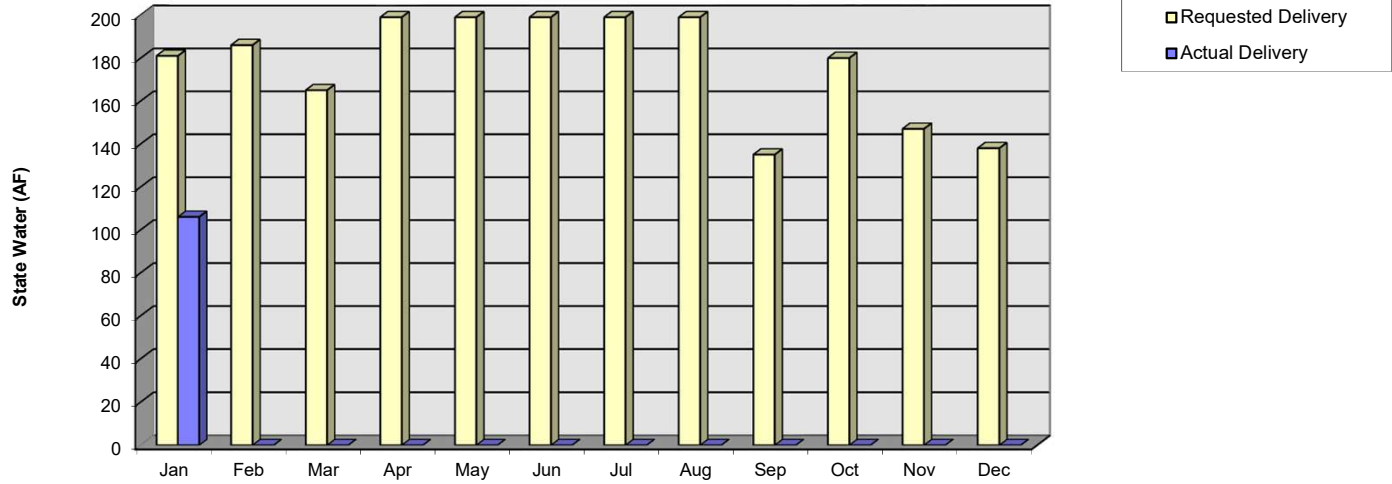
Chorro Valley T.O. - SWP Deliveries in Year 2022

Month	Requested Delivery	Actual Delivery	Allocation Available
Jan	185	158	
Feb	185	0	
Mar	185	0	
Apr	185	0	
May	185	0	
Jun	185	0	
Jul	185	0	
Aug	185	0	
Sep	185	0	
Oct	185	0	
Nov	185	0	
Dec	185	0	
Total	2220	158	



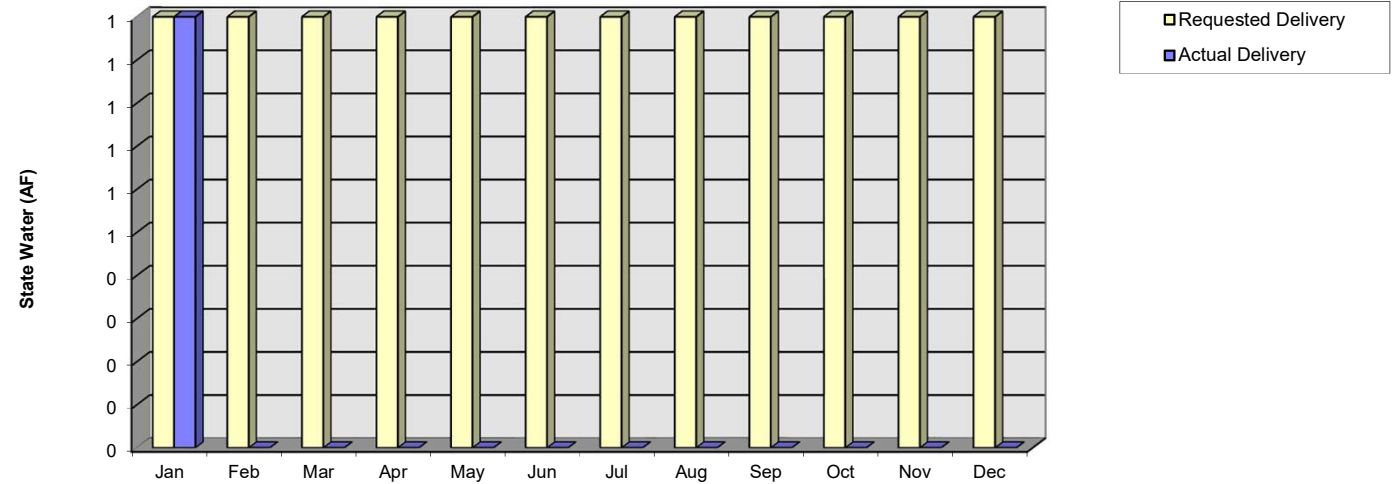
Lopez T.O. - SWP Deliveries in Year 2022

Month	Requested Delivery	Actual Delivery	Allocation Available
Jan	181	106	
Feb	186		
Mar	165		
Apr	199		
May	199		
Jun	199		
Jul	199		
Aug	199		
Sep	135		
Oct	180		
Nov	147		
Dec	138		
Total	2127	106	



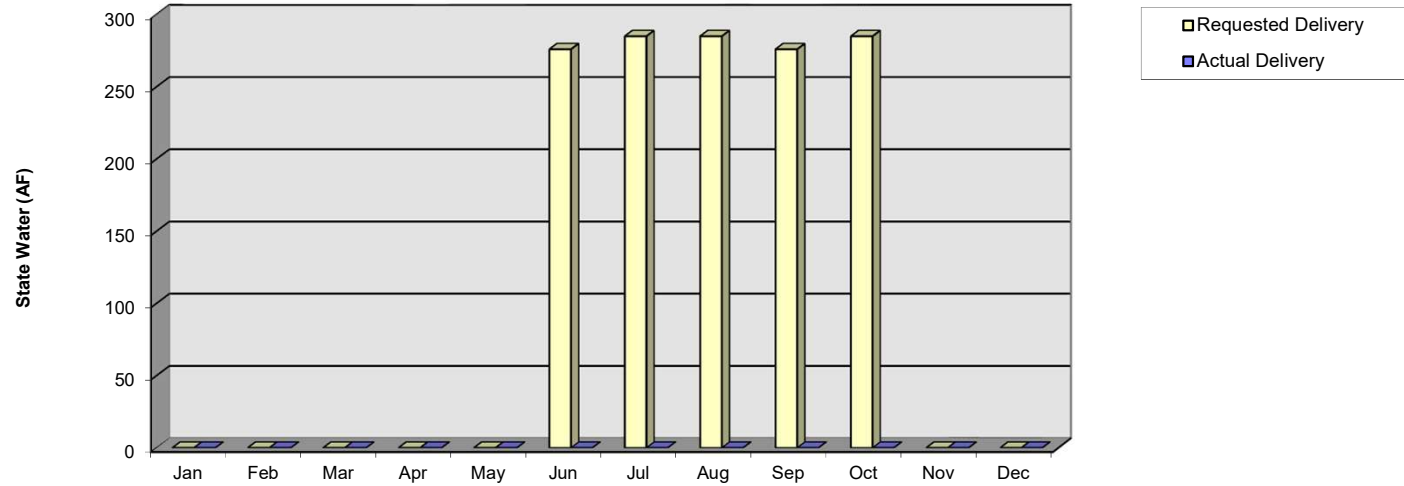
Guadalupe - SWP Deliveries in Year 2022

Month	Requested Delivery	Actual Delivery	Allocation Available
Jan	1	1	
Feb	1		
Mar	1		
Apr	1		
May	1		
Jun	1		
Jul	1		
Aug	1		
Sep	1		
Oct	1		
Nov	1		
Dec	1		
Total	12	1	



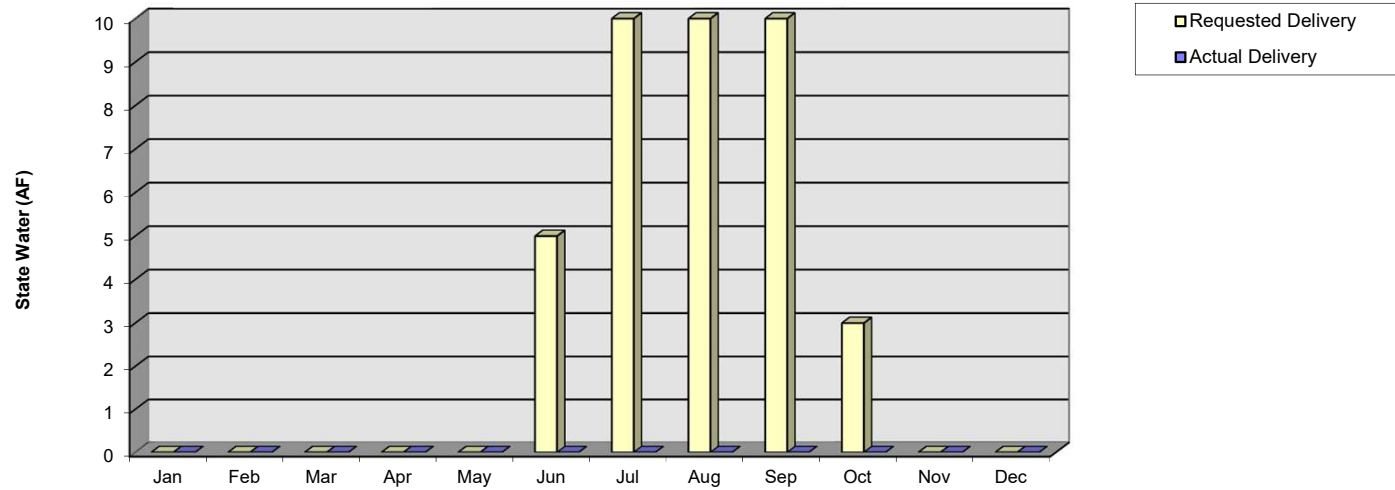
Santa Maria - SWP Deliveries in Year 2022

Month	Requested Delivery	Actual Delivery	Allocation Available
Jan	0	0	
Feb	0		
Mar	0		
Apr	0		
May	0		
Jun	276		
Jul	285		
Aug	285		
Sep	276		
Oct	285		
Nov	0		
Dec	0		
Total	1407	0	



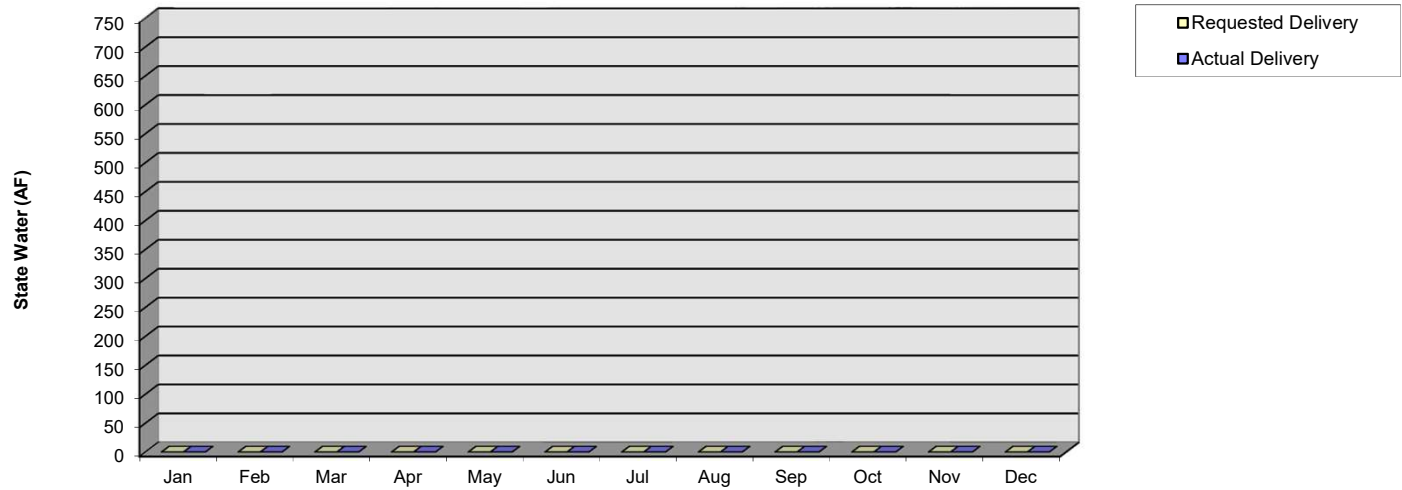
Golden State - SWP Deliveries in Year 2022

Month	Requested Delivery	Actual Delivery	Allocation Available
Jan	0	0	
Feb	0		
Mar	0		
Apr	0		
May	0		
Jun	5		
Jul	10		
Aug	10		
Sep	10		
Oct	3		
Nov	0		
Dec	0		
Total	38	0	



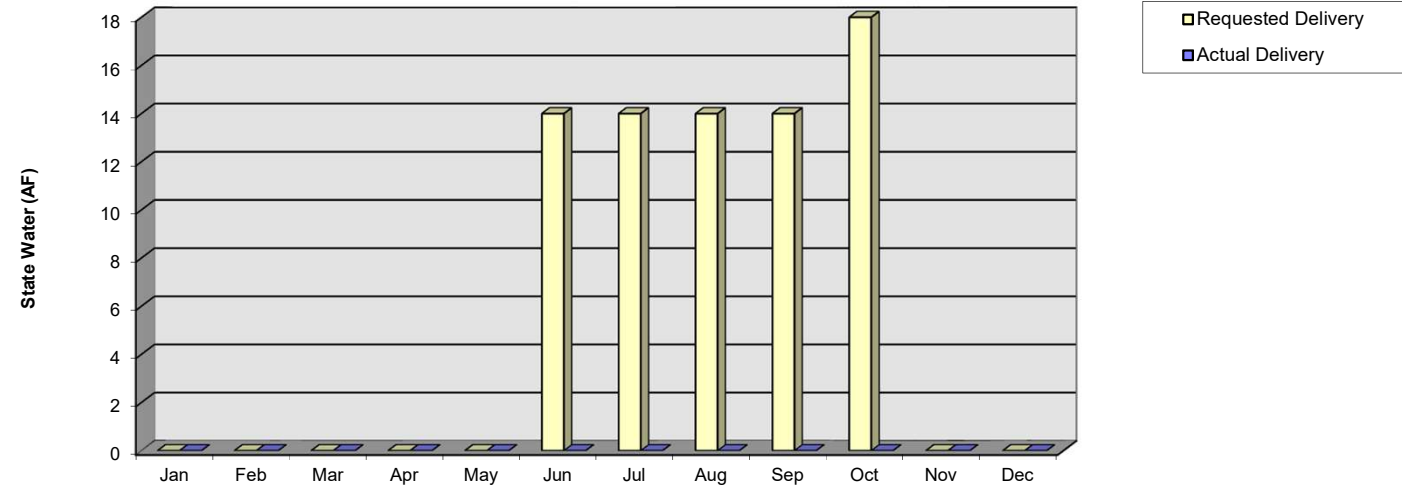
VAFB - SWP Deliveries in Year 2022

Month	Requested Delivery	Actual Delivery	Allocation Available
Jan	0	0	
Feb	0		
Mar	0		
Apr	0		
May	0		
Jun	0		
Jul	0		
Aug	0		
Sep	0		
Oct	0		
Nov	0		
Dec	0		
Total	0	0	



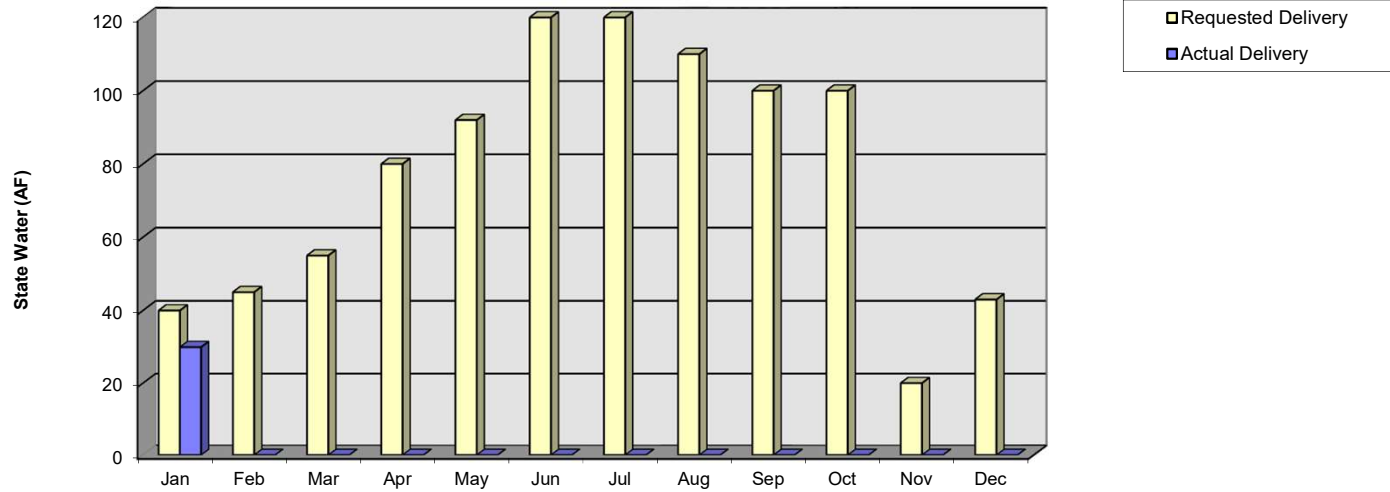
Buellton - SWP Deliveries in Year 2022

Month	Requested Delivery	Actual Delivery	Allocation Available
Jan	0	0	
Feb	0		
Mar	0		
Apr	0		
May	0		
Jun	14		
Jul	14		
Aug	14		
Sep	14		
Oct	18		
Nov	0		
Dec	0		
Total	74	0	



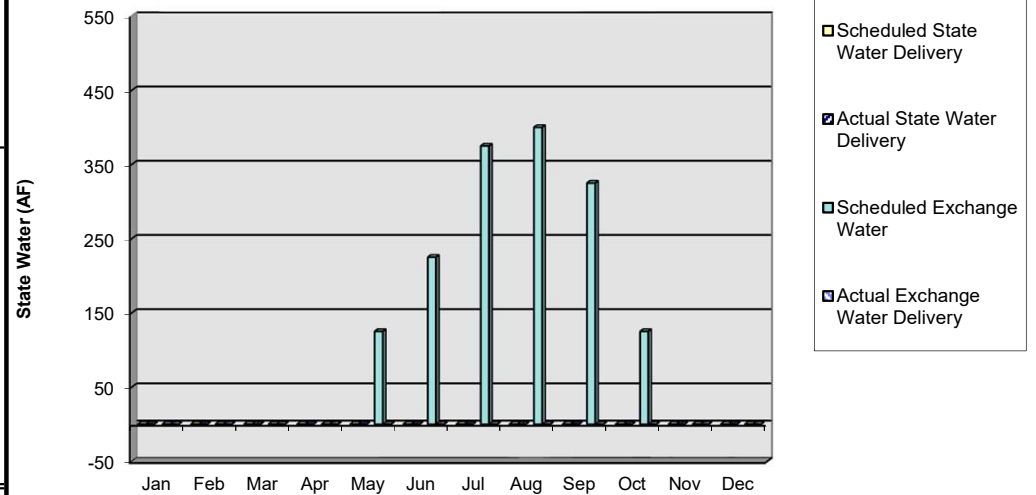
Santa Ynez - Solvang Only - SWP Deliveries in Year 2022

Month	Requested Delivery	Actual Delivery	Allocation Available
Jan	40	30	
Feb	45		
Mar	55		
Apr	80		
May	92		
Jun	120		
Jul	120		
Aug	110		
Sep	100		
Oct	100		
Nov	20		
Dec	43		
Total	925	30	



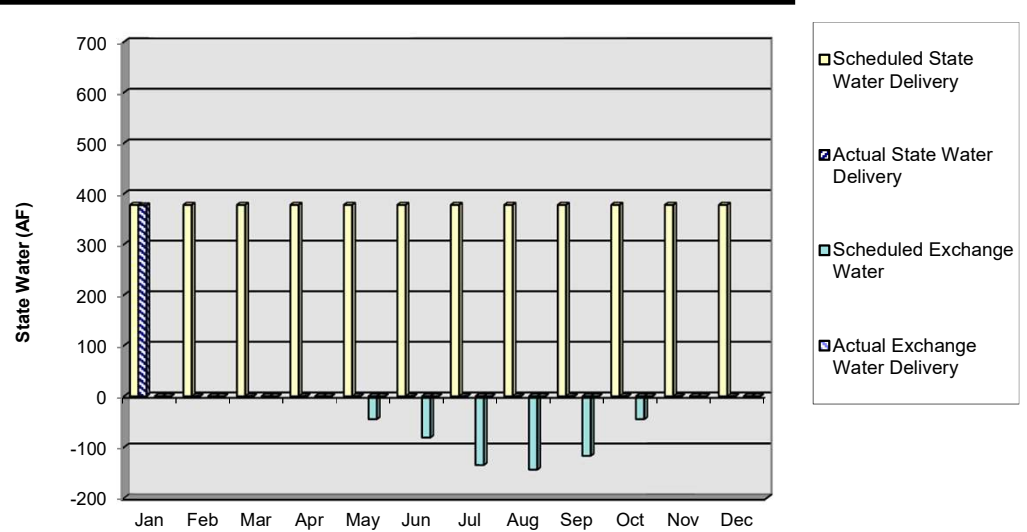
Santa Ynez (Without Solvang) - SWP Deliveries in Year 2022

Month	Scheduled State Water Delivery	Scheduled Exchange Water	Total Sch'd State & Exch. Water Delivery	Actual State Water Delivery	Actual Exchange Water Delivery	Total Actual State & Exch. Water Delivery	Allocation Available
Jan	0	0	0	0	0	0	
Feb	0	0	0	0	0	0	
Mar	0	0	0	0	0	0	
Apr	0	0	0	0	0	0	
May	0	125	125	0	0	0	
Jun	0	225	225	0	0	0	
Jul	0	375	375	0	0	0	
Aug	0	400	400	0	0	0	
Sep	0	325	325	0	0	0	
Oct	0	125	125	0	0	0	
Nov	0	0	0	0	0	0	
Dec	0	0	0	0	0	0	
Total	0	1575	1575	0	0	0	



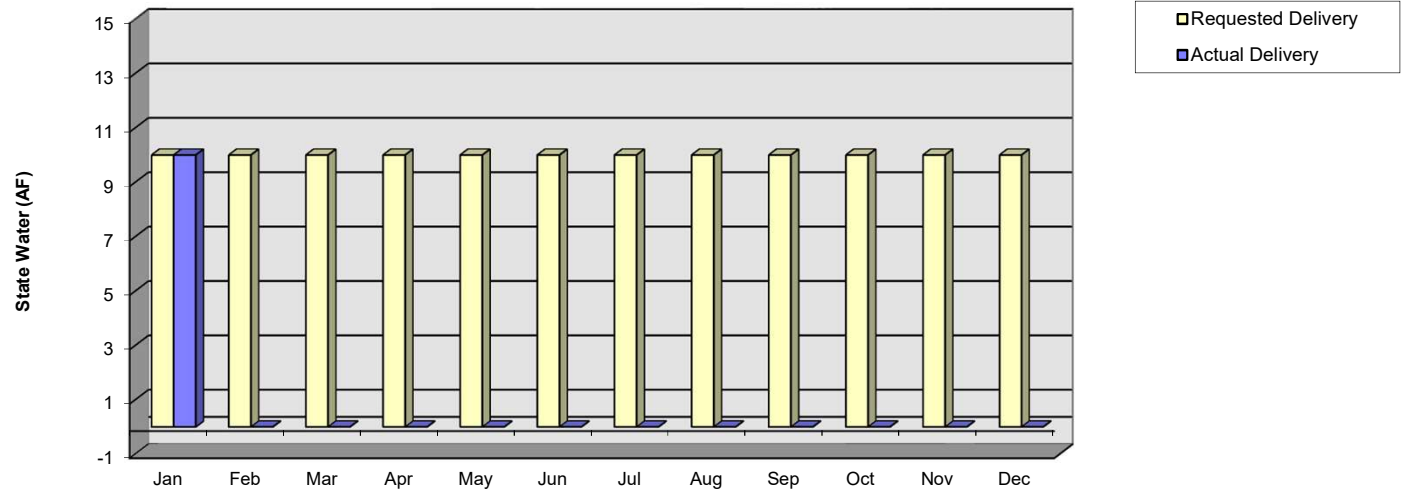
Goleta - SWP Deliveries in Year 2022

Month	Scheduled State Water Delivery	Scheduled Exchange Water	Total Scheduled State & Exch. Water Delivery	Actual State Water Delivery	Actual Exchange Water Delivery	Total Actual State & Exch. Water Delivery	Allocation Available
Jan	378	0	378	377	0	377	
Feb	378	0	378				
Mar	378	0	378				
Apr	378	0	378				
May	378	-45	333				
Jun	378	-81	297				
Jul	378	-135	243				
Aug	378	-144	234				
Sep	378	-117	261				
Oct	378	-45	333				
Nov	378	0	378				
Dec	378	0	378				
Total	4536	-567	3969	377	0	377	



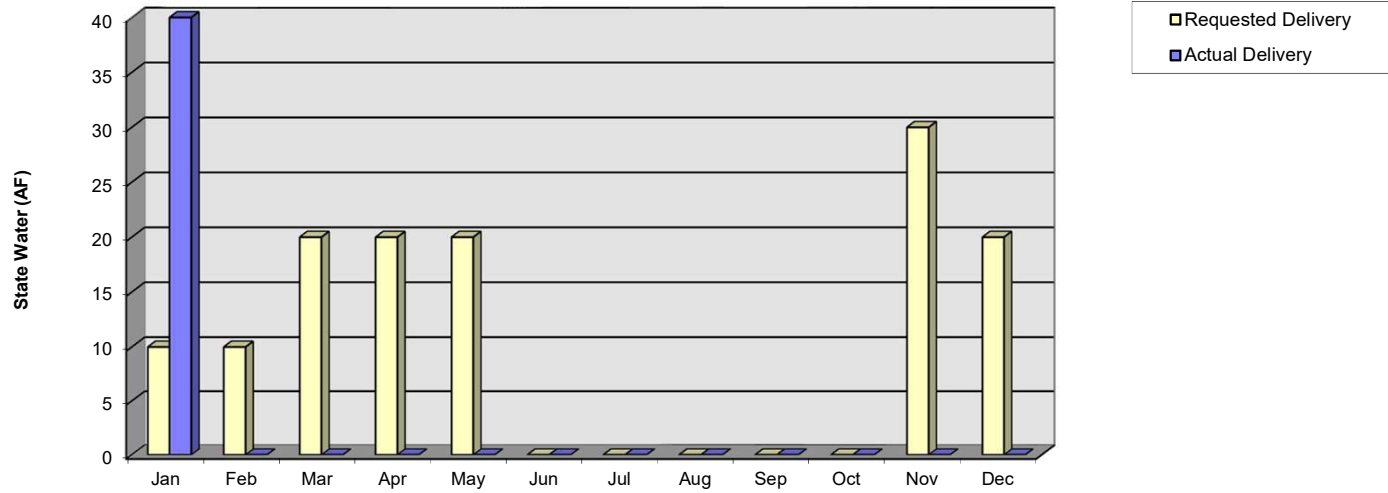
Morehart Land - SWP Deliveries in Year 2022

Month	Requested Delivery	Actual Delivery	Allocation Available
Jan	10	10	
Feb	10		
Mar	10		
Apr	10		
May	10		
Jun	10		
Jul	10		
Aug	10		
Sep	10		
Oct	10		
Nov	10		
Dec	10		
Total	120	10	



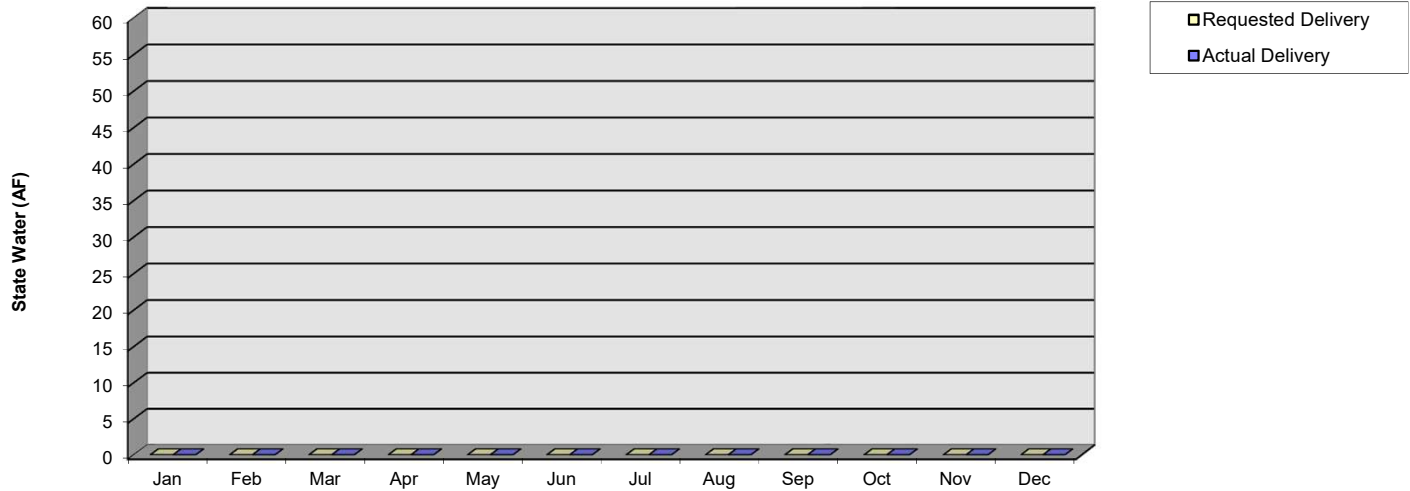
La Cumbre - SWP Deliveries in Year 2022

Month	Requested Delivery	Actual Delivery	Allocation Available
Jan	10	40	
Feb	10		
Mar	20		
Apr	20		
May	20		
Jun	0		
Jul	0		
Aug	0		
Sep	0		
Oct	0		
Nov	30		
Dec	20		
Total	130	40	



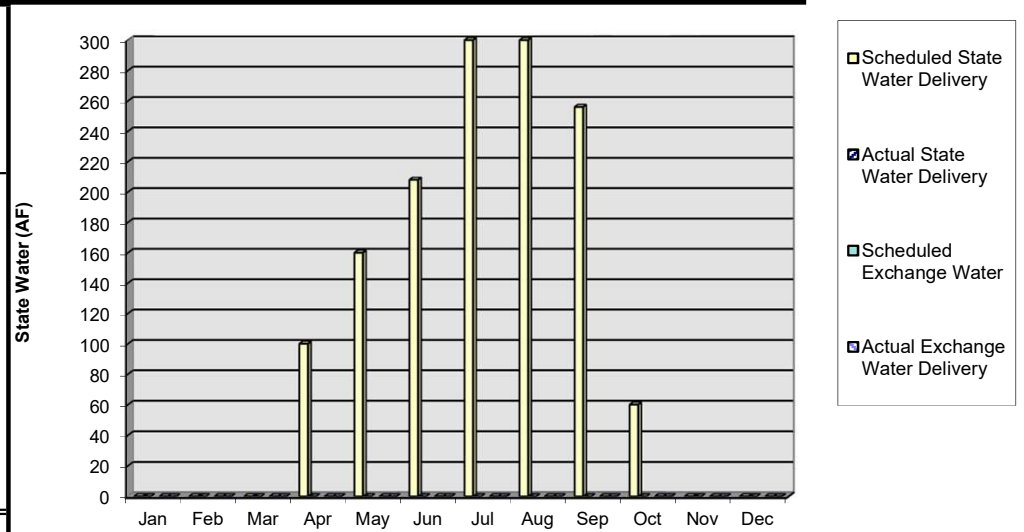
Raytheon (SBRC) - SWP Deliveries in Year 2022

Month	Requested Delivery	Actual Delivery	Allocation Available
Jan	0	0	
Feb	0		
Mar	0		
Apr	0		
May	0		
Jun	0		
Jul	0		
Aug	0		
Sep	0		
Oct	0		
Nov	0		
Dec	0		
Total	0	0	



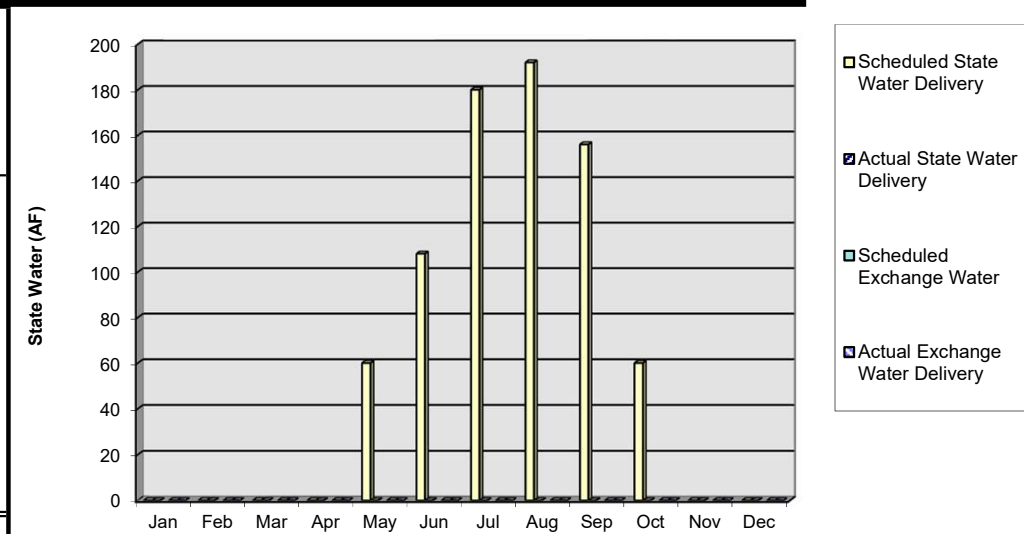
Santa Barbara - SWP Deliveries in Year 2022

Month	Scheduled State Water Delivery	Scheduled Exchange Water	Total Scheduled State & Exch. Water Delivery	Actual State Water Delivery	Actual Exchange Water Delivery	Total Actual State & Exch. Water Delivery	Allocation Available
Jan	0	0	0	0	0	0	
Feb	0	0	0				
Mar	0	0	0				
Apr	100	0	100				
May	160	-30	130				
Jun	208	-54	154				
Jul	360	-90	270				
Aug	372	-96	276				
Sep	256	-78	178				
Oct	60	-30	30				
Nov	0	0	0				
Dec	0	0	0				
Total	1516	-378	1138	0	0	0	



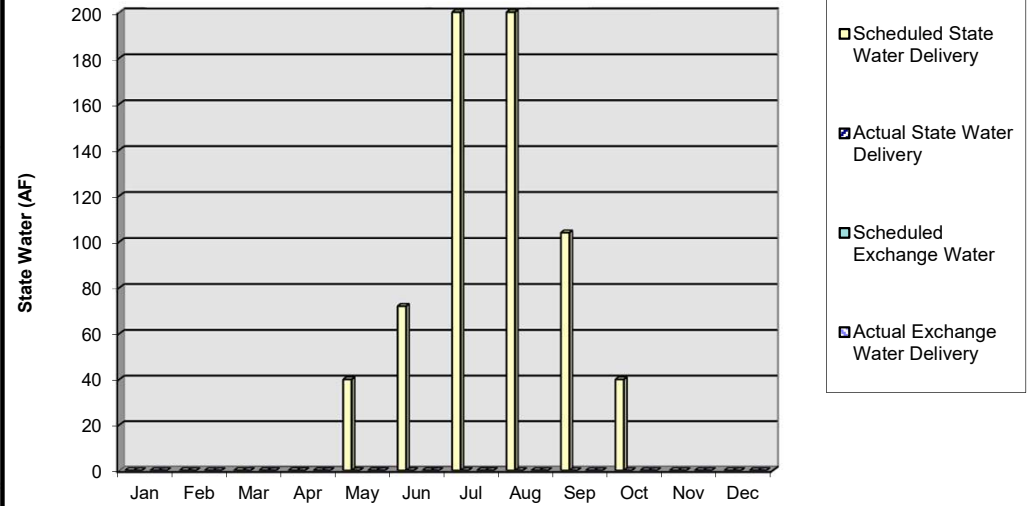
Montecito - SWP Deliveries in Year 2022

Month	Scheduled State Water Delivery	Scheduled Exchange Water	Total Scheduled State & Exch. Water Delivery	Actual State Water Delivery	Actual Exchange Water Delivery	Total Actual State & Exch. Water Delivery	Allocation Available
Jan	0	0	0	0	0	0	
Feb	0	0	0				
Mar	0	0	0				
Apr	0	0	0				
May	60	-30	30				
Jun	108	-54	54				
Jul	180	-90	90				
Aug	192	-96	96				
Sep	156	-78	78				
Oct	60	-30	30				
Nov	0	0	0				
Dec	0	0	0				
Total	756	-378	378	0	0	0	



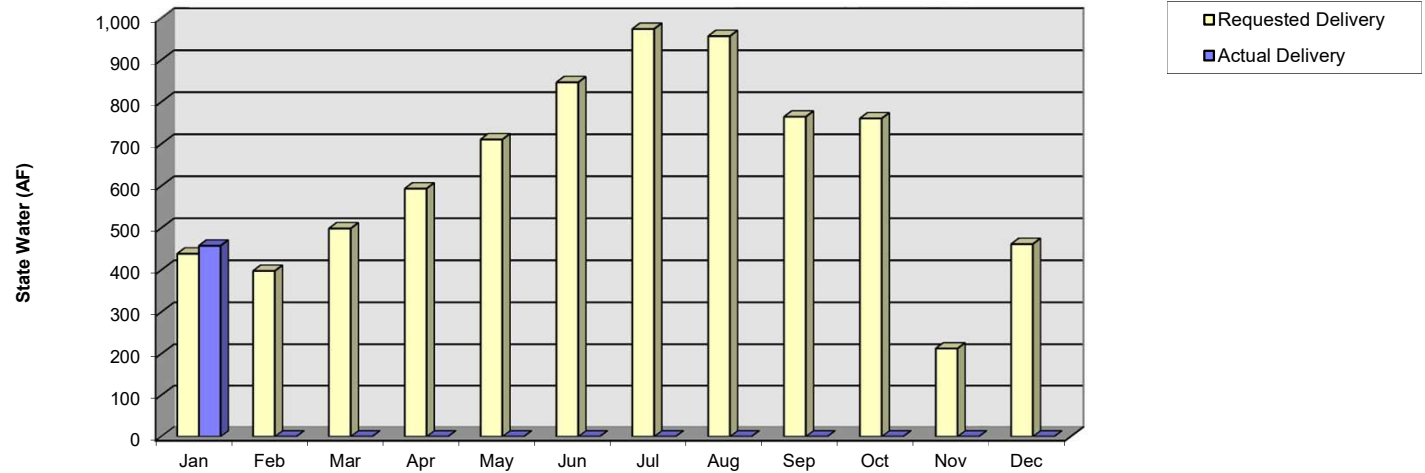
Carpinteria - SWP Deliveries in Year 2022

Month	Scheduled State Water Delivery	Scheduled Exchange Water	Total Scheduled State & Exch. Water Delivery	Actual State Water Delivery	Actual Exchange Water Delivery	Total Actual State & Exch. Water Delivery	Allocation Available
Jan	0	0	0	0	0	0	
Feb	0	0	0				
Mar	0	0	0				
Apr	0	0	0				
May	40	-20	20				
Jun	72	-36	36				
Jul	200	-60	140				
Aug	200	-64	136				
Sep	104	-52	52				
Oct	40	-20	20				
Nov	0	0	0				
Dec	0	0	0				
Total	656	-252	404	0	0	0	



Total SB County - SWP Deliveries in Year 2022

Month	Requested Delivery	Actual Delivery
Jan	439	458
Feb	398	
Mar	499	
Apr	594	
May	711	
Jun	847	
Jul	974	
Aug	957	
Sep	765	
Oct	761	
Nov	213	
Dec	462	
Total	7,620	458



Total SB and SLO County - SWP Deliveries in Year 2022

Month	Requested Delivery	Actual Delivery
Jan	805	722
Feb	769	
Mar	849	
Apr	978	
May	1,095	
Jun	1,231	
Jul	1,358	
Aug	1,341	
Sep	1,085	
Oct	1,126	
Nov	545	
Dec	785	
Total	11,967	722

