



A Meeting of the
**BOARD OF DIRECTORS
 OF THE
 CENTRAL COAST WATER AUTHORITY**

will be held at 9:00 a.m., on Thursday, May 27, 2021
 via URL: <https://meetings.ringcentral.com/j/1459437263>
 or via telephone by dialing 1(623) 404-9000 and entering code 145 943 7263#

CCWA's Board meetings are conducted pursuant to California Government Code Section 54953 and Governor Newsom's Executive Orders (N-25-20, N-29-20 and N-35-20), temporarily suspending portions of the Brown Act in response to the COVID-19 pandemic. Members of the Board will participate in this meeting by video call or telephone.

Eric Friedman
 Chairman
 Ed Andrisek
 Vice Chairman
 Ray A. Stokes
 Executive Director

Brownstein Hyatt
 Farber Schreck
 General Counsel

Member Agencies

City of Buellton
 Carpinteria Valley
 Water District

City of Guadalupe

City of Santa Barbara

City of Santa Maria

Goleta Water District

Montecito Water District

Santa Ynez River Water
 Conservation District,
 Improvement District #1

Associate Member

La Cumbre Mutual
 Water Company

Public Comment on agenda items may occur via video call or telephonically, or by submission to the Board Secretary via email at lfw@ccwa.com no later than 8:00 a.m. on the day of the meeting. In your email, please specify (1) the meeting date and agenda item (number and title) on which you are providing a comment and (2) that you would like your comment read into the record during the meeting. If you would like your comment read into the record during the meeting (as either general public comment or on a specific agenda item), please limit your comments to no more than 250 words.

Every effort will be made to read comments into the record, but some comments may not be read due to time limitations. Please also note that if you submit a written comment and do not specify that you would like this comment read into the record during the meeting, your comment will be forwarded to Board members for their consideration.

Pursuant to Government Code section 54957.5, non-exempt public records that relate to open session agenda items and are distributed to a majority of the Board less than seventy-two (72) hours prior to the meeting will be available on the CCWA internet web site, accessible at <https://www.ccwa.com>.

I. Call to Order and Roll Call

II. Public Comment – (Any member of the public may address the Board relating to any matter within the Board’s jurisdiction. Individual Speakers may be limited to three minutes; all speakers to a total of fifteen minutes.)

III. Consent Calendar – For Approval

- * A. Minutes of the April 14, 2021 Special Meeting
- * B. Minutes of the April 22, 2021 Regular Meeting
- * C. Bills
- * D. Controller’s Report
- * E. Operations Report

IV. Executive Director’s Report

- * A. Resolution No. 21-02 of the Board of Directors Expressing the Board’s Appreciation to Ronald W. Cline for His Service to the Authority and the Central Coast- *For Approval*
- B. Water Supply Situation Report – *Information Only*
- * C. Update on Water Management Strategies Study – *Information Only*
- * D. Personnel Committee
 1. 2021 Review of Personnel Policy Manual - *For Approval*
- E. State Water Contractors Update – *Information Only*
- * F. Legislative Update – *Information Only*

Continued

* Indicates attachment of document to original agenda packet.

#48423_1.docx

- V. CLOSED SESSION**
 - A. CONFERENCE WITH LEGAL COUNSEL – ANTICIPATED LITIGATION Initiation of litigation pursuant to Government Code section 54956.9(d) (4): 1 case
- VI. Return to Open Session**
- VII. Reports from Board Members for Information Only**
- VIII. Items for Next Regular Meeting Agenda**
- IX. Date of Next Regular Meeting: June 26, 2021**
- X. Adjournment**

**MINUTES OF THE
CENTRAL COAST WATER AUTHORITY
BOARD OF DIRECTORS**

April 14, 2021

The Board meeting was conducted pursuant to California Government Code Section 54953 and Governor Newsom's Executive Orders, N-25-20, N-29-20 and N-35-20, temporarily suspending portions of the Brown Act to implement social distancing in response to the COVID-19 pandemic. Members of the Board participated in this meeting by video call or telephone. Public Comment on agenda items also occurred via e-mail, video call or telephonically.

Ms. Lisa Watkins, CCWA Board Secretary, confirmed that all Board members could hear each other, had received a copy of the meeting agenda, and could hear the proceedings.

I. Call to Order and Roll Call

Chairman Friedman called the Central Coast Water Authority (CCWA) Board of Directors meeting to order at 11:00 AM.

CCWA member agencies with voting privileges were represented by:

<u>Representative</u>	<u>Agency/City</u>	<u>Voting %</u>
Ed Andrisek	City of Buellton	2.21%
Farfalla Borah	Goleta Water District	17.20%
Jeff Clay	Santa Ynez River Water Conservation District, ID #1	7.64%
Eric Friedman	City of Santa Barbara	11.47%
Shirley Johnson	Carpinteria Valley Water District	7.64%
Shad Springer	City of Santa Maria	43.19%
Floyd Wicks	Montecito Water District	9.50%

Following roll call, the Board adjourned to closed session at 11:05 AM.

II. Closed Session

A. CONFERENCE WITH LEGAL COUNSEL – ANTICIPATED LITIGATION Initiation of litigation pursuant to Government Code section 54956.9(d) (4): 2 cases

III. Return to Open Session

The Board reconvened from closed session at 12:05 PM.

Chairman Friedman stated there were no reportable actions as a result of closed session.

IV. Public Comment

There was no public comment related to items not on the agenda.

V. Executive Director's Report

A. Amendment No. 21: Water Management Amendment to the State Water Project Contract

Ray Stokes, CCWA Executive Director, provided a presentation summarizing the current status of the request to obtain Santa Barbara County Flood Control and Water Conservation District (District) approval of Amendment No. 21, the Water Management Amendment, as well as a summary of the changing conditions proposed by District staff.

In order to address all the conditions proposed by the District's Board, CCWA project participants would be constrained in their ability to manage their State water supply and defeat the benefits of Amendment 21. If the District does not execute Amendment 21 prior to the April 29, 2021 deadline CCWA project participants will be harmed, as they will not receive the benefits of Amendment 21 will not be able to purchase supplemental water from SWP Contractors, will lose funding from potential water sales, and will potentially be wasting water supplies as water will be subject to spill in San Luis Reservoir.

The conditions for a proposed Agreement with the District to execute Amendment 21 and a revised Assignment Agreement related to assigning CCWA responsibility for the State Water Contract were reviewed.

CCWA Board members provided comment on the District's conditions, actions, and a staff proposal for recommended actions by CCWA. Director Borah requested the record reflect that – contrary to the table included in the staff report – CCWA had “addressed” all of the District's issues and concerns, but specifically rejected the concerns prohibiting all out-of-county sales and prohibiting use of State Water sold outside of Santa Barbara County to support new development or certain other uses (golf courses, oil development, etc.) because they are not legally permissible.

Following discussion, on a motion by Director Wicks, seconded by Director Borah and carried following a roll call vote with Directors Andrisek, Borah, Clay, Friedman, Johnson, Springer and Wicks in favor and none opposed, the Board directed CCWA staff to send a letter to the District reiterating CCWA's prior position, and may take additional action at the regular meeting on April 22, 2021, following action by the District at its meeting on April 20, 2021.

VI. Reports from Board Members for Information Only

Director Borah announced that Goleta Water District has negotiated an agreement with Tesla to install \$1 million in batteries at its treatment plant, at no cost to Goleta Water District.

There were no other reports from Board members.

VII. Items for Next Regular Meeting Agenda

- A. Amendment No. 21, the Water Management Amendment to the State Water Contract
- B. CCWA FY 21/22 Budget

VIII. Date of Next Regular Meeting: April 22, 2021

IX. Adjournment

The meeting was adjourned at 12:44 AM.

Respectfully submitted,

Elizabeth Watkins
Secretary to the Board

**MINUTES OF THE
CENTRAL COAST WATER AUTHORITY
BOARD OF DIRECTORS**

April 22, 2021

The Board meeting was conducted pursuant to California Government Code Section 54953 and Governor Newsom's Executive Orders, N-25-20, N-29-20 and N-35-20, temporarily suspending portions of the Brown Act to implement social distancing in response to the COVID-19 pandemic. Members of the Board participated in this meeting by video call or telephone. Public Comment on agenda items also occurred via e-mail, video call or telephonically.

Ms. Lisa Watkins, CCWA Board Secretary, confirmed that all Board members could hear each other, had received a copy of the meeting agenda, and could hear the proceedings.

I. Call to Order and Roll Call

Chairman Friedman called the Central Coast Water Authority (CCWA) Board of Directors meeting to order at 9:00 AM.

CCWA member agencies with voting privileges were represented by:

<u>Representative</u>	<u>Agency/City</u>	<u>Voting %</u>
Ed Andrisek	City of Buellton	2.21%
Farfalla Borah	Goleta Water District	17.20%
Jeff Clay	Santa Ynez River Water Conservation District, ID #1	7.64%
Eric Friedman	City of Santa Barbara	11.47%
Shirley Johnson	Carpinteria Valley Water District	7.64%
Etta Waterfield	City of Santa Maria	43.19%
Floyd Wicks	Montecito Water District	9.50%

Following roll call, Stephanie Hastings, General Counsel, requested an Agenda modification to move the Closed Session in Anticipation of Litigation pursuant to Government Code section 54956.9(d) (4): 1 case to the beginning of the meeting. Chair Friedman approved the modification.

The Board adjourned to closed session at 9:05 AM.

V. Closed Session

- A. CONFERENCE WITH LEGAL COUNSEL – ANTICIPATED LITIGATION Initiation of litigation pursuant to Government Code section 54956.9(d) (4): 1 case

VI. Return to Open Session

The Board reconvened from closed session at 9:55 AM.

Ms. Hastings stated there were no reportable actions as a result of closed session.

II. Public Comment

There was no public comment related to items not on the agenda.

III. Consent Calendar

- A. Minutes of the March 25, 2021 Regular Meeting
- B. Bills
- C. Controller's Report
- D. Operations Report

A motion to approve the Consent Calendar was made by Director Wicks, seconded by Director Clay and carried following a roll call vote, with Directors Andrisek, Borah, Clay, Friedman, Johnson, Waterfield and Wicks in favor, and none opposed.

B. Executive Director's Report

- A. Water Supply Situation Report

Ray Stokes, CCWA Executive Director, reviewed hydrology reports for the Northern Sierra and San Joaquin Precipitation indices, which indicate the current water year is about half of the historical average, and snowpack in the state is also well below average levels for all parts of the state and is melting quickly. Reservoir storage conditions at state reservoirs are also at near historic lows. DWR currently projects that Lake Oroville may hit its lowest level in more than 40 years if no additional precipitation is received.

Mr. Stokes stated that CCWA has implemented the 2021 Supplemental Water Purchase Program, and two requests for additional water have been received for a total of 900 AF. 155 AF are available through the State Water Contractors Dry Year Transfer program, and additionally 600 AF may be available through the Yuba Accord Water Purchase Agreement.

Santa Barbara County executed Amendment No. 21 on April 21, 2021 and Mr. Stokes has been in contact with some State Water Contractors regarding purchasing water under the terms of the Amendment.

- B. Amendment No. 21: Water Management Amendment to the State Water Project Contract

Mr. Stokes provided a timeline of the discussions with the Santa Barbara County Flood Control and Water Conservation District (District) leading to the Board of Supervisors' adoption of a resolution related to its approval and execution of Amendment No. 21: Water Management Amendment to the State Water Project Contract. The conditions imposed by the District to Amendment No. 21 through their Resolution were reviewed, with their potential impact on CCWA participants.

Director Borah asked if there was any insight on the County's restriction on sale of water being limited by offsetting sale amounts with new local supplies, and if the intent was perhaps related to permanent sales. Ms. Hastings noted that the District's Resolution specifically identifies Amendment No. 21 in the title and

Amendment No. 21 applies only to non-permanent transfers of SWP annual supplies, not permanent Table A amounts. In response to a question from Director Wicks, Mr. Stokes explained that CCWA's procedures regarding permanent sales of Table A are already covered by the CCWA Water Supply Agreements, specifically that prior to selling its SWP Table A amount, a CCWA participant must first offer the Table A water to other CCWA participants on the same terms and conditions. It was noted that CCWA has agreed to include and has offered to the County a similar right of first refusal in the event the County agrees to assign the State Water Contract to CCWA.

Mr. Fayram, Santa Barbara County Deputy Public Works Director, Santa Barbara County, expressed the desire of the County to continue dialog related to Amendment No. 21 and stated that all requested transactions by CCWA would be prioritized by the District.

C. CCWA Santa Ynez Pumping Plant Electrical Costs and Proposed Variable Cost Deposit

Mr. Stokes stated the matter was presented to the Operating Committee at its meeting in March, explaining that CCWA has seen an extremely large increase in electrical costs at the Santa Ynez Pumping Plant to transport water into Lake Cachuma for the South Coast project participants. Current estimates indicate the cost to pump into the Lake increasing from a median of around \$81 an acre-foot to around \$261 an acre-foot. An overview of the reasons for the increase was provided, which included an explanation of PG&E's demand charge and comparison of old vs. new rates.

Coupled with this increase is the fact that CCWA bills all CCWA project participants based on requested deliveries and then credits back any amounts not used on each quarterly billing. This creates extremely complicated billing procedures and unnecessarily bills the South Coast participants for water they do not expect to take, but are making payments to reserve their pumping capacity at the Santa Ynez Pumping Plant (SYPP).

Staff is proposing South Coast participants pay CCWA variable costs based on their base Table A amounts, without drought buffer into a "Variable Cost Deposit" equal to 25% of their Table A amounts on a quarterly basis or the estimated actual deliveries for the quarterly billing period, whichever is higher. Also, staff is proposing to transfer amounts currently held by CCWA for variable costs into the Variable Cost Deposit and begin the revised quarterly billing process to bill for additional funds needed to meet the deposit target amount starting with the quarterly variable bills due to CCWA on July 1, 2021. Any amounts currently held by CCWA in excess of the 25% Target Amount or anticipated quarterly deliveries, will be credited against future Variable Cost Deposit amounts or as a credit against the June 1, 2021 Fixed O&M assessment or applied to the DWR Reserve Fund as elected by each CCWA participant..

CCWA staff recommended Board approval of the following:

1. Establish a workgroup of CCWA staff, the CCWA South Coast Operating Committee managers and project participants to identify ways to mitigate

- the large increases in electrical costs at the SYPP and return to the full Operating Committee and CCWA Board with proposals for consideration.
2. Authorize the creation of the “CCWA Variable Cost Deposit” as outlined and explained in the staff report.
 3. Establish a policy whereby pumping capacity at the SYPP will be based on Table A amounts, excluding drought buffers.
 4. Transfer amounts currently held by CCWA for variable costs into the Variable Cost Deposit and begin the revised quarterly billing process to bill for additional funds needed to meet the deposit target amount starting with the quarterly variable bills due to CCWA on July 1, 2021.
 5. Any amounts currently held by CCWA in excess of the 25% Target Amount or anticipated quarterly deliveries, to be credited against future Variable Cost Deposit amounts or as a credit against the June 1, 2021 Fixed O&M assessments or applied to the DWR Reserve Fund as elected by each CCWA participant.

Board members discussed power alternatives including changing energy providers, and exploring use of battery and solar power.

Following discussion, upon a motion by Director Wicks, seconded by Director Clay and carried with Andrisek, Borah, Clay, Friedman, Johnson, Waterfield and Wicks in favor, and none opposed, the Board approved the actions recommended by Staff.

D. Finance Committee

1. FY 2020/21 Third Quarter Investment Report

Ms. Lisa Long, CCWA Deputy Controller, stated as of March 31, 2021 the investment portfolio totaled \$35.2 million and had an effective rate of return of .33% on an average daily balance for the month of March 2021 of about \$36.0 million. The investments were comprised of the State of California Local Agency Investment Fund (LAIF), (\$28.0 million), and Montecito Bank & Trust money market accounts (\$7.2 million).

All investments during the quarter complied with the CCWA investment policy provisions and current pro forma projections indicate that the Authority will have sufficient cash with which to operate for the next six months.

Upon a motion by Director Andrisek, seconded by Director Borah and carried following a roll call vote with Directors Andrisek, Borah, Clay, Friedman, Johnson, Waterfield and Wicks in favor and none opposed, the Board approved the FY 2020/21 Third Quarter Investment Report.

2. Annual Review of the CCWA Investment Policy

Ms. Long stated the policy is submitted annually for review, and noted the policy is prepared in conformance with Government Code Section 53630-53686 which addresses investment of surplus funds by local government agencies. Since the last review of the CCWA Investment Policy no

changes have been made to the Government Code Section requiring an update of the policy.

E. Adoption of Final CCWA FY 2021/22 Budget

Ms. Long provided an overview of the Final FY 2021/22 Budget, noting the only proposed change from the Preliminary Budget is a \$50,000 increase in professional consultant fees to cover an expected need for additional Environmental Services due to the pending retirement of CCWA's Safety and Environmental Specialist. The total budget is approximately \$68 million, as opposed to \$71 million for the prior year budget.

Mr. Stokes requested a \$1.5 million increase in the budgeted legal fees, noting that the increase will be offset by anticipated variable cost credits discussed earlier in the meeting.

Upon a motion by Director Waterfield, seconded by Director Andrisek and carried following a roll call vote with Directors Andrisek, Borah, Clay, Friedman, Johnson, Waterfield and Wicks in favor and none opposed, the Board approved the Final FY 2021/22 Budget, including the \$1.5 million addition to the budget for legal fees

F. Request to the U.S. Bureau of Reclamation to Commence Negotiations for the Renewal of the Warren Act Contract between CCWA and the U.S. Bureau of Reclamation re: the Cachuma Project

Mr. Stokes stated his intention to send a letter to the US Bureau of Reclamation (Bureau) to begin negotiations related to renewal of the Warren Act Contract between CCWA and the Bureau related to the Cachuma Project.

V. CLOSED SESSION

- B. Public Employee Performance Evaluation - Government Code Section 54957
Title: Executive Director
- C. Conference with Labor Negotiator - Government Code Section 54957.6
Name of Negotiator: Jeffrey Dinkin
Unrepresented Employees: Executive Director, Deputy Director

VI. Return to Open Session

The Board reconvened from closed session at 11:20 AM.

A. Executive Director and Deputy Director Salary Adjustments

Mr. Jeffrey Dinkin, CCWA Personnel Counsel, reported that the Board recommended that the Executive Director and Deputy Director receive a 2% base salary increase effective the first pay period after the new fiscal year, and an incentive payment of 2% of current base salary effective the first pay period after Board approval.

Upon a motion by Director Waterfield, seconded by Director Wicks and carried following a roll call vote with Directors Andrisek, Borah, Clay, Friedman, Johnson, Waterfield and Wicks in favor and none opposed, the Board approved a 2% annual base salary increase to Executive Director Ray Stokes to \$280,433.08 and

Deputy Director John Brady to \$196,163.13 and a one-time incentive payment of 2% annual base salary effective the first pay period after Board approval to Mr. Stokes of \$5,498.68 and Mr. Brady of \$3,846.33.

Chair Friedman and the Board thanked the Executive Director and Deputy Director for their hard work during the past year.

VII. Reports from Board Members for Information Only

There were no reports from Board members.

VIII. Items for Next Regular Meeting Agenda

IX. Date of Next Regular Meeting: May 27, 2021

X. Adjournment

The meeting was adjourned at 11:24 AM.

Respectfully submitted,

Elizabeth Watkins
Secretary to the Board



CENTRAL COAST WATER AUTHORITY

Normal and Recurring Costs

Bills for Ratification - April 2021

VENDOR	INVOICE AMOUNT	DESCRIPTION
GENERAL & ADMINISTRATIVE EXPENSES		
Bank of America Business Card	350.00	Prevailing Wage Seminar (2 employees)
Federal Express	110.61	Express shipping
ISCO Industries Inc	1,550.00	Equipment Training Expense
Quadient Finance USA, Inc.	200.00	Postage - postage machine
Sage Designs, Inc.	4,400.00	Training for GEOSCAD
The Tribune	59.64	Chemical Bid Advertising
United Parcel Service	258.97	Shipping expenses
US Bank	63.56	Office Supplies
US Bank	83.97	Staff Meeting
US Bank	150.00	GFOA Renewal
US Bank	656.00	Dues and Memberships
	<u>\$ 7,882.75</u>	Total General & Administrative
MONITORING EXPENSES		
Aramark	319.60	Lab supplies
Culligan Industries Water Systems	560.00	Carbon Tank Rentals, Tri-Bed Tank Rentals
Environmental Resource Association	191.58	QC Testing
Eurofins Eaton Analytical	70.00	Lab testing
Hach Company	2,057.89	Lab supplies
Shimadzu Scientific Instrument	336.75	Lab supplies
VWR International	1,649.25	Lab supplies
	<u>\$ 5,185.07</u>	Total Monitoring Expenses
OFFICE EXPENSES		
AND Design Agency	32.19	Employee ID Cards
Bank of America Business Card	444.50	Office and kitchen supplies
Brady, John	31.08	Reimbursable expenses - Office Supplies
Office Depot	144.94	Office, janitorial & kitchen supplies
Quill Corporation	105.86	Office & kitchen supplies
Staples Inc.	122.70	Office, janitorial & kitchen supplies
US Bank	268.24	Office supplies
	<u>\$ 1,149.51</u>	Total Office Expenses
OTHER EXPENSES		
Airgas USA, LLC	117.25	Equipment Rental
Bank of America Business Card	494.89	Computer miscellaneous expenses
Brady, John	89.99	Internet reimbursement
Brownstein Hyatt Farber	1,662.50	Legal Services: SWPP - General Expense
Brownstein Hyatt Farber	4,492.50	Legal Services: SWPPRQ
Cartegraph Systems LLC	4,892.50	SEMS Software and Subscription
Comcast	194.78	Internet Service
CompuVision	87.50	Fiber Network Switches Support
CompuVision	995.00	Datto Cloud Backup
CompuVision	1,750.00	Miscellaneous Software Updates
CompuVision	1,788.93	SonicWall Renewal
CompuVision	5,085.00	Managed Service Agreement
CompuVision	10,530.00	Cybersecurity and Network P&P Document
Dargatz, Darin	35.00	Internet reimbursement
De Lage Landen Financial Services	491.47	Copier Lease - BAO and WTP
Dell Business Credit	311.70	Laptop Parts



CENTRAL COAST WATER AUTHORITY

Normal and Recurring Costs

Bills for Ratification - April 2021

VENDOR	INVOICE AMOUNT	DESCRIPTION
Environmental Science Association	24,796.17	Reacquisition of Relinquished Entitlement
Espinoza, Manuel	350.00	DSL reimbursement
Gonzalez, Cynthia	22.00	Internet reimbursement
Impulse Internet Services	2,127.96	T-1 System and Internet Service (Buellton and Shandon)
ISCO Industries Inc.	3,471.73	Bradbury Dam Bypass Pipeline
JV Outdoor Power Equipment	109.24	Repair & Service
Marborg Industries	511.00	Tank 5/Tank 7/Tank 2/ EDV/Bradbury Rental
Praxair Company	84.88	Cylinder Rental
Provost & Pritchard Consulting	4,919.90	Water Management Strategies
Trombley Painting Company	8,821.13	Painting of Hydrants and Eye Stations
United Rentals North America, Inc.	4,533.51	Equipment Rental
Wilson Creek Communications	155.00	Internet Service
	\$ 82,921.53	Total Other Expenses
OTHER MISCELLANEOUS EXPENSES		
Department of Water Resources	1,158,159.00	Variable OMP&R, Delta Water & Transport Charge
	\$ 1,158,159.00	Total Other Miscellaneous Expenses
PERSONNEL EXPENSES		
ACWA/JPIA	16,430.11	Workman's Compensation Insurance
CalPERS Health	34,590.88	Health Insurance
CalPERS Retirement	56,231.02	Pension Contributions
CCWA Payroll Wages/Taxes	111,036.53	Gross Payroll Wages/Taxes
Dental/Vision Payments	5,459.72	Dental/Vision Benefits
MetLife SBC Insurance	952.35	Life Insurance
Other Misc Employee Benefits	9,147.06	Vehicle, Uniform and Cafeteria Plan Benefits
Standard Insurance Company	1,364.01	Disability Insurance
	\$ 235,211.68	Total Personnel Expenses
PROFESSIONAL SERVICES		
B&T Service Station Contractor	224.35	Sump Sensor Service
Brownstein Hyatt Farber	95.00	Legal Services-Relations State Water Contractors
Brownstein Hyatt Farber	522.50	Legal Services-Increase Delivery VAFB
Brownstein Hyatt Farber	665.00	Legal Services-Bidding Requirement/Construction Contra
Brownstein Hyatt Farber	760.00	Legal Services-Relations with DWR
Brownstein Hyatt Farber	3,032.00	Legal Services- SWC vs. DFW/DWR
Brownstein Hyatt Farber	7,854.00	Legal Services-General Meetings
Brownstein Hyatt Farber	21,202.88	Legal Services-SWP Contract Admendment 2020-2021
Brownstein Hyatt Farber	70,947.00	Legal Services-SWC Amendment re Water Management
Ernst & Young LLP	32,434.00	Accounting Services
PAPE Material Handling Inc	153.67	Forklift Service
Safety Kleen Systems, Inc	338.61	Washer Parts/Service
Samba Holdings, Inc.	73.90	DMV driver reports
Terrain Consulting	7,500.00	Consulting
Underground Service Alert	43.00	New USA tickets
	\$ 145,845.91	Total Professional Services
CIP PROJECTS - MATERIALS & OVERHEAD		
Analytical Technology Inc	14,401.12	Water Quality Instrumentation
Brentwood Industries, Inc	32,049.40	Spare parts for Chain and Flight of Sludge Rem Sys
Cannon Corporation	198.00	WTP PLC Upgrade Bid Document Preparation
Consolidated Electrical Dist	473.60	SYPP Electrical Upgrade (Switchboard)
Hach Company	9,077.55	Water Quality Instrumentation
	\$ 56,199.67	Total CIP Project - Materials and Overhead



CENTRAL COAST WATER AUTHORITY

Normal and Recurring Costs

Bills for Ratification - April 2021

VENDOR	INVOICE AMOUNT	DESCRIPTION
REPAIRS & MAINTENANCE		
Aramark	447.68	Building maintenance supplies
Bank of America Business Card	201.60	Building maintenance supplies
Bank of America Business Card	555.29	Equipment repairs and maintenance
Coverall North America, Inc	979.00	Janitorial service - BAO/SYPS
D&H Water Systems Inc.	15.44	Equipment repairs and maintenance
Eagle Energy	72.61	Equipment repairs and maintenance
GFG Instrumentation Inc.	881.55	Equipment repairs and maintenance
Grainger Inc.	254.60	Parts, repair and maintenance
Harrison Hardware	47.36	Parts, repair and maintenance
Home Depot	213.90	Parts, repair and maintenance
Independent Electric Supply	449.02	Equipment repairs and maintenance
Jan's Gardening Service	550.00	Landscape maintenance - BAO/SYPS
JB Dewar, Inc.	29.79	Parts, repair and maintenance
John Wright Construction	7,200.00	Repair and maintenance
JV Outdoor Power Equipment	148.61	Repair and maintenance
Knechts Plumbing and Heating	3,348.00	HVAC service and repairs
Office Depot	94.04	Janitorial supplies
Paso Robles Chevrolet	64.40	Vehicle maintenance
Pro Cast Products inc	5,968.40	Equipment repairs and maintenance
Progressive Greenery	330.00	Landscape maintenance - WTP
Protective Equipment Testing Lab	161.97	Electric glove testing
PRW Steel Supply, Inc.	165.59	Equipment repairs and maintenance
Rio Vista Chevrolet	508.05	Vehicle maintenance
Staples	45.92	Janitorial Supplies
Ultrax Business Products	163.10	Copier maintenance
US Bank	448.74	Equipment repairs and maintenance
Western Exterminator Co	211.00	Pest control spraying - BAO and SYPS
	\$ 23,555.66	Total Repairs & Maintenance
SUPPLIES & EQUIPMENT		
Airgas USA, LLC	58.07	Safety supplies
Aramark	1,075.92	Uniform expenses
Bank of America Business Card	51.49	Safety supplies
Bank of America Business Card	57.93	Landscape materials
Bank of America Business Card	198.20	Minor tools
Brady, John	60.94	Fuel - Autos
Chemtrade Chemicals US, LLC	11,327.10	Chemicals - WTP
Eagle Energy	397.88	Equipment service
Farm Supply	121.73	Landscape materials
Fastenal Company	74.54	Maintenance supplies and hardware, safety supplies
Grainger Inc.	596.83	Minor tools, equipment & maintenance supplies, safety supplies
Harrison Hardware	38.14	Maintenance supplies and hardware
Hill Brothers Chemical Company	4,564.56	Chemicals - WTP
Home Depot	122.05	Minor tools, equipment & maintenance supplies
Mark Swift	34.98	Equipment & maintenance supplies
Univar Solutions USA, Inc.	13,350.94	Chemicals - WTP
US Bank	199.34	Maintenance supplies
WEX Bank - Wright Express	5,401.62	Fuel - Autos
	\$ 37,732.26	Total Supplies & Equipment



CENTRAL COAST WATER AUTHORITY

Normal and Recurring Costs

Bills for Ratification - April 2021

VENDOR	INVOICE AMOUNT	DESCRIPTION
UTILITIES		
Bank of America Business Card	52.23	Telephone conference charge
City of Buellton	300.61	Water - BAO
Frontier	302.12	Telephone charges
Health Sanitation Services	260.49	Waste Disposal - SYPS
Marborg Industries	303.03	Waste Disposal - BAO
San Miguel Garbage Company	225.02	Waste Disposal - WTP
Santa Ynez River Water Conservation	176.96	Water - SYPS
SoCalGas	145.27	Natural Gas - BAO
Verizon Wireless	745.97	Cell phone charges
	<u>\$ 2,511.70</u>	Total Utilities
 Subtotal - Bills for Ratification	 <u><u>\$1,756,354.74</u></u>	



CENTRAL COAST WATER AUTHORITY

Bills for Approval

VENDOR		INVOICE AMOUNT	DESCRIPTION
State of California DWR	\$	1,181,849.00	Capital Cost and Minimum OMP&R Charges - MAY'21
Subtotal - Bills for Approval	\$	1,181,849.00	
Total Ratification and Approval Bills	\$	<u>2,938,203.74</u>	



Statements of Net Position

ASSETS

	<u>April 30, 2021</u>	<u>March 31, 2021</u>
<u>Current Assets</u>		
Cash and investments	\$ 7,751,066	\$ 7,956,353
Accounts Receivable (Note 1)	15,674	15,674
Accrued interest receivable	7,820	35,374
Other assets	1,590,653	1,614,563
Total Current Assets	<u>9,365,213</u>	<u>9,621,964</u>
<u>Restricted Assets</u>		
Operations and Maintenance Reserve Fund (Note 2)	2,133,898	2,131,985
DWR Reserve Fund (Note 3)	2,005,570	2,003,772
Rate Coverage Reserve Fund (Note 4)	9,539,566	9,531,011
Debt Service Payments (Note 5)	85,751	85,464
Department of Water Resources (Note 6a)	13,459,831	12,544,593
Credits Payable (Note 7)	932,338	931,649
Escrow Deposits (Note 8)	515,387	514,925
Total Restricted Assets	<u>28,672,343</u>	<u>27,743,398</u>
<u>Property, Plant and Equipment</u>		
Construction in progress (Note 9)	997,726	932,449
Fixed assets (net of accumulated depreciation)	89,258,858	89,467,610
Total Property, Plant and Equipment	<u>90,256,584</u>	<u>90,400,059</u>
<u>Other Assets</u>		
Unamortized bond issuance costs (Note 10)	67,713	83,022
Long term receivable (Note 11)	1,270,283	1,270,283
Total Other Assets	<u>1,337,995</u>	<u>1,353,305</u>
Total Assets	<u>\$ 129,632,136</u>	<u>\$ 129,118,726</u>

Central Coast Water Authority

A handwritten signature in blue ink, appearing to be the initials "LH".



Statements of Net Position

LIABILITIES AND FUND EQUITY

	<u>April 30, 2021</u>	<u>March 31, 2021</u>
<u>Current Liabilities</u>		
Accounts Payable	\$ 108,156	\$ 108,111
DWR and Warren Act Charge Deposits (Note 6a)	13,459,833	12,544,595
CCWA Variable Charge Deposits (Note 6b)	77,062	77,062
Accrued interest payable	42,064	-
Other liabilities	1,373,379	733,720
DWR Reserve Fund	2,005,570	2,003,772
Rate Coverage Reserve Fund	9,495,379	9,495,379
Unearned Revenue	758,617	673,182
Credits Payable to Project Participants	1,218,807	1,199,791
Total Current Liabilities	<u>28,538,868</u>	<u>26,835,611</u>
<u>Non-Current Liabilities</u>		
Bonds payable (Note 12)	10,095,000	10,095,000
Bond Original Issue Premium, net	181,524	222,565
OPEB Liability	874,907	874,907
Escrow Deposits	515,387	514,925
Net Pension Liability	3,745,005	3,745,005
Total Non-Current Liabilities	<u>15,411,823</u>	<u>15,452,402</u>
<u>Commitments and Uncertainties</u>		
<u>Net Assets</u>		
Contributed capital, net (Note 13)	22,562,433	22,562,433
Retained earnings	63,119,011	64,268,280
Total Net Assets	<u>85,681,444</u>	<u>86,830,713</u>
Total Liabilities and Net Assets	<u>\$ 129,632,136</u>	<u>\$ 129,118,726</u>



Statements of Revenues, Expenses and Changes in Net Position

	April 30, 2021	March 31, 2021
<u>Operating Revenues</u>		
Operating reimbursements from project participants	\$ 22,039,533	\$ 22,124,969
Other revenues	23,146	6,481
Total Operating Revenues	22,062,680	22,131,450
<u>Operating Expenses</u>		
Personnel expenses	4,091,834	3,586,803
Office expenses	14,421	13,272
General and administrative	137,695	120,763
Professional Services	628,199	482,229
Supplies and equipment	599,265	561,108
Monitoring expenses	83,562	78,377
Repairs and maintenance	197,429	173,634
Utilities	332,223	329,711
Depreciation and amortization	1,762,364	1,586,860
Other expenses	652,467	555,818
Total Operating Expenses	8,499,458	7,488,576
Operating Income	13,563,222	14,642,874
<u>Non-Operating Revenues</u>		
Investment income	244,718	235,532
Total Non-Operating Revenues	244,718	235,532
<u>Non-Operating Expenses</u>		
Interest	540,813	498,750
Current year credits payable	236,898	200,158
Total Non-Operating Expenses	777,710	698,908
Net Income	13,030,229	14,179,498
<u>Retained Earnings</u>		
Retained earnings at beginning of period	50,088,782	50,088,782
Retained earnings at end of period	\$ 63,119,011	\$ 64,268,280

Central Coast Water Authority
Notes to Financial Statements
April 30, 2021

Note 1: Accounts Receivable

Accounts receivable consists of amounts payable by the State Water Project contractors and other miscellaneous receivables.

Note 2: O&M Reserve Fund

The O&M reserve fund represents cash reserves for emergency uses. The funding requirement is \$2,000,000 allocated on an entitlement basis for the Santa Barbara County project participants. Investment earnings on O&M reserve fund balances are credited against CCWA O&M assessments.

<u>Project Participant</u>	<u>Amount</u>
City of Guadalupe	\$ 28,280
City of Santa Maria	832,969
Golden State Water Company	25,709
Vandenberg AFB	401,581
City of Buellton	29,720
Santa Ynez ID #1 (Solvang)	77,127
Santa Ynez ID #1	25,709
Goleta Water District	234,135
Morehart Land Co.	10,284
La Cumbre Mutual Water Company	51,412
Raytheon Systems Company	2,571
City of Santa Barbara	154,254
Montecito Water District	156,090
Carpinteria Valley Water District	104,060
TOTAL:	<u>\$ 2,133,898</u>

Central Coast Water Authority
Notes to Financial Statements
 April 30, 2021

Note 3: DWR Reserve Fund

The DWR Reserve Fund was established to provide a funding source for payments to the State of California Department of Water Resources (DWR) when there is a difference between estimates used to prepare the DWR portion of the annual CCWA budget and the actual amounts billed to the Authority by DWR. Contributions to the DWR Reserve Fund are voluntary. Funding of each participating Project Participant's share of the DWR Reserve Fund will come from a combination of (1) CCWA Operating Expense budget surpluses, if any (2) Interest earnings on funds held in all other accounts on behalf of the participating Project Participant and (3) excess amounts, if any, from any of the DWR Statement of Charges cost components until the funding Target Amount is reached. The Target Amount will be equal to the participating Project Participant's proportional share of a \$10 million allocation of DWR Transportation Minimum OMP&R charges. The following schedule shows the current fund balance of the participating Project Participants.

Project Participant	Amount
City of Guadalupe	\$ 38,686
City of Santa Maria	1,175,568
Golden State Water Company	45,187
City of Buellton	63,605
Santa Ynez ID #1 (Solvang)	147,462
Santa Ynez ID #1	144,932
Morehart Land Co.	34,813
La Cumbre Mutual Water Company	99,036
Raytheon Systems Co.	9,186
City of Santa Barbara	247,096
TOTAL:	\$ 2,005,570

Note 4: Rate Coverage Reserve Fund Cash Deposits

The rate coverage reserve fund was established to provide CCWA project participants a mechanism to satisfy a portion of their obligation under Section 20(a) of the Water Supply Agreement to impose rates and charges sufficient to collect 125% of their contract payments. The following schedule shows the current balances plus accrued interest receivable in the rate coverage reserve fund.

Project Participant	Amount
City of Guadalupe	\$ 191,902
City of Santa Maria	5,190,684
City of Buellton	276,141
Santa Ynez ID #1 (Solvang)	635,043
Santa Ynez ID #1	463,088
La Cumbre Mutual Water Company	402,217
Montecito Water District	1,500,918
Carpinteria Valley Water District	863,792
Shandon	15,782
TOTAL:	\$ 9,539,566

Central Coast Water Authority
Notes to Financial Statements
April 30, 2021

Note 5: Debt Service Payments

The following table shows the financing participant cash balances available to pay CCWA Series 2016-A revenue bond principal and interest payments.

Participant	Amount
Avila Beach	\$ 110
California Men's Colony	962
County of SLO	1,024
Cuesta College	481
Morro Bay	6,202
Oceano	804
Pismo Beach	1,328
Shandon	109
Guadalupe	1,339
Buellton	2,571
Santa Ynez (Solvang)	6,394
Santa Ynez	2,401
Goleta	20,466
Morehart Land	1,025
La Cumbre	4,507
Raytheon	223
Santa Barbara	12,431
Montecito	14,887
Carpinteria	8,487
TOTAL:	\$ 85,751

Central Coast Water Authority
Notes to Financial Statements
 April 30, 2021

Note 6a: Cash and Investments Payment to DWR and Warren Act and Trust Fund Charges

Cash deposits for payments to DWR and Warren Act and Trust Fund payments.

Project Participant	Amount
City of Guadalupe	\$ 205,417
City of Santa Maria	4,760,454
Golden State Water Company	132,000
Vandenberg AFB	3,194,933
City of Buellton	177,023
Santa Ynez ID #1 (Solvang)	280,165
Santa Ynez ID #1	617,220
Goleta Water District	1,083,784
Morehart Land Co.	30,002
La Cumbre Mutual Water Company	186,313
Raytheon Systems Co.	15,061
City of Santa Barbara	1,136,488
Montecito Water District	1,036,199
Carpinteria Valley Water District	604,772
TOTAL:	<u>\$ 13,459,831</u>

Note 6b: Cash Payments for CCWA Variable Charges

Cash deposits for payments to CCWA for Variable Assessments.

Project Participant	Amount
City of Guadalupe	\$ -
City of Santa Maria	-
Golden State Water Company	-
Vandenberg AFB	-
City of Buellton	-
Santa Ynez ID #1 (Solvang)	-
Santa Ynez ID #1	-
Goleta Water District	58,159
Morehart Land Co.	-
La Cumbre Mutual Water Company	-
Raytheon Systems Co.	1,375
City of Santa Barbara	3,299
Montecito Water District	3,299
Carpinteria Valley Water District	2,746
Shandon	4,620
Lopez Turnout	3,563
Chorro Turnout	-
TOTAL:	<u>\$ 77,062</u>

Central Coast Water Authority
Notes to Financial Statements
 April 30, 2021

Note 7: Credits Payable

Credits payable to, or (due from) CCWA project participants for investment earnings and O&M assessment credits.

<u>Project Participant</u>	<u>Amount</u>
City of Guadalupe	\$ 8,131
City of Santa Maria	319,626
Golden State Water Company	5,314
Vandenberg AFB	537,575
City of Buellton	15,096
Santa Ynez ID #1 (Solvang)	44,933
Santa Ynez ID #1	(152,586)
Goleta Water District	37,352
Morehart Land Co.	881
La Cumbre Mutual Water Company	5,516
Raytheon Systems Co.	254
City of Santa Barbara	23,808
Montecito Water District	24,860
Carpinteria Valley Water District	16,623
Shandon	(517)
Lopez Turnout	31,032
Chorro Turnout	14,442
TOTAL:	<u>\$ 932,338</u>

Note 8: Escrow Deposits

Cash deposits from certain project participants as required under the Water Supply Agreements.

<u>Project Participant</u>	<u>Amount</u>
Morehart Land Company	\$ 406,885
Raytheon Systems Company	108,503
TOTAL:	<u>\$ 515,387</u>

Note 9: Construction in Progress

Amounts in construction in progress represent expenditures incurred during FY 2020/21 and amounts retained in construction in progress at June 30, 2020. The following schedule shows the CIP expenditures for CCWA projects.

<u>Financial Reach</u>	<u>Amount</u>
Labor	\$ 118,551
Materials	234,264
Overhead	644,911
Project CIP Total:	<u>\$ 997,726</u>

Central Coast Water Authority
Notes to Financial Statements
April 30, 2021

Note 10: Unamortized Bond Issuance Costs

Unamortized bond issuance costs for the 2016 revenue bonds include bond insurance and the 1992, 1996 and 2006 revenue bond deferred costs.

Note 11: Long-Term Receivable

The long-term receivable represents CCWA revenue bond expenditures for project participant local facilities which are owned by the individual project participants. The costs associated with the construction of these local facilities are financed with proceeds from the CCWA revenue bonds. Project participant revenue bond principal payments are proportionally divided between the long-term receivable and the CCWA owned facilities over the term of the bond issue.

Financing Participant	Long-Term Receivable
Avila Beach	\$ 2,905
California Men's Colony	64,873
County of SLO	69,185
Cuesta College	32,439
Morro Bay	496,260
Oceano	19,787
Pismo Beach	32,669
Shandon	2,387
Guadalupe	84,373
Buellton	13,733
Santa Ynez (Solvang)	36,632
Santa Ynez	16,233
Goleta	208,558
Morehart Land	960
La Cumbre	4,801
Raytheon	1,267
Santa Barbara	45,531
Montecito	72,432
Carpinteria	65,259
TOTAL:	\$ 1,270,283

Note 12: Bonds Payable

Bonds payable represents Series 2016-A revenue bonds outstanding. The last Series 2016-A principal payment is due on October 1, 2021 in the amount of \$10,095,000.

Central Coast Water Authority
Notes to Financial Statements
April 30, 2021

Note 13: Contributed Capital

Certain project participants elected to pay their share of CCWA project construction costs in cash. The amounts listed below show the capital contributions by project participant less the cost of local facilities and refunds to the project participants.

Project Participant	Amount
Avila Valley Water Company	\$ 15,979
City of Guadalupe	81,119
San Luis Schools	5,608
San Miguelito Water Company	233,605
Golden State Water Company	866,277
City of Santa Maria	13,498,802
Vandenberg AFB	7,861,043
TOTAL:	<u>\$ 22,562,433</u>



Budget and Actual All Reaches

	April 30, 2021		
	<u>Budget</u>	<u>Actual</u>	<u>Percent Expended ⁽¹⁾</u>
<u>Operating Revenues</u>			
Fixed operating assessments ⁽²⁾	\$ 10,773,067	10,773,067	100.00%
Variable operating assessments	2,618,077	2,201,535	84.09%
Other revenues	-	-	N/A
Non-annual recurring revenues	-	-	N/A
Total Operating Revenues	<u>13,391,144</u>	<u>12,974,602</u>	<u>96.89%</u>
<u>Operating Expenses ⁽²⁾</u>			
Personnel expenses	5,221,432	4,091,834	78.37%
Office expenses	21,300	14,421	67.71%
General and administrative	322,412	137,695	42.71%
Professional Services	493,223	628,199	127.37%
Supplies and equipment	1,845,711	599,265	32.47%
Monitoring expenses	106,215	83,562	78.67%
Repairs and maintenance	293,760	197,429	67.21%
Utilities	1,143,895	332,223	29.04%
Depreciation and amortization	-	-	N/A
Other expenses	1,986,667	652,467	32.84%
Total Operating Expenses	<u>11,434,616</u>	<u>6,737,094</u>	<u>58.92%</u>
Operating Income	<u>1,956,528</u>	<u>6,237,508</u>	
<u>Non-Operating Revenues</u>			
Interest income	-	-	
Total Non-Operating Revenues	<u>-</u>	<u>-</u>	
<u>Non-Operating Expenses</u>			
Total Non-Operating Expenses	<u>-</u>	<u>-</u>	
Net Income (Loss)	<u>\$ 1,956,528</u>	<u>6,237,508</u>	

(1) Percent of year expended: 83%

(2) Includes revenues and expenses for Turnouts and adjusted for carryover revenues from FY 2019/20 to FY 2020/21



Budget and Actual Administration

	April 30, 2021		Percent Expended ⁽¹⁾
	Budget	Actual	
Operating Revenues			
Fixed operating assessments ⁽²⁾	\$ 1,978,585	\$ 1,978,585	100.00%
Variable operating assessments	-	-	N/A
Other revenues	-	-	N/A
Non-annual recurring revenues	-	-	N/A
Total Operating Revenues	1,978,585	1,978,585	100.00%
Operating Expenses ⁽²⁾			
Personnel expenses	954,884	739,926	77.49%
Office expenses	10,800	8,040	74.45%
General and administrative	212,162	104,060	49.05%
Professional Services	306,051	510,990	166.96%
Supplies and equipment	-	-	N/A
Monitoring expenses	-	-	N/A
Repairs and maintenance	29,960	21,031	70.20%
Utilities	17,738	11,221	63.26%
Depreciation and amortization	-	-	N/A
Other expenses	151,652	337,196	222.35%
Total Operating Expenses	1,683,248	1,732,463	102.92%
Operating Income	295,337	246,121	
Non-Operating Revenues			
Investment Income	-	-	
Total Non-Operating Revenues	-	-	
Non-Operating Expenses			
Current Year credits payable	-	-	
Total Non-Operating Expenses	-	-	
Net Income (Loss)	\$ 295,337	246,121	

(1) Percent of year expended: 83%

(2) Includes revenues and expenses for Turnouts and adjusted for carryover revenues from FY 2019/20 to FY 2020/21



Budget and Actual Water Treatment Plant

	April 30, 2021		Percent Expended ⁽¹⁾
	Budget	Actual	
Operating Revenues			
Fixed operating assessments ⁽²⁾	\$ 5,106,036	5,106,037	100.00%
Variable operating assessments	1,806,650	1,450,721	80.30%
Other revenues	-	-	N/A
Non-annual recurring revenues	-	-	N/A
Total Operating Revenues	6,912,686	6,556,757	94.85%
Operating Expenses ⁽²⁾			
Personnel expenses	2,482,041	1,919,379	77.33%
Office expenses	6,500	3,857	59.33%
General and administrative	76,000	26,315	34.62%
Professional Services	83,439	57,175	68.52%
Supplies and equipment	1,742,800	539,433	30.95%
Monitoring expenses	106,215	83,562	78.67%
Repairs and maintenance	172,100	118,770	69.01%
Utilities	245,317	141,012	57.48%
Depreciation and amortization	-	-	N/A
Other expenses	861,572	187,457	21.76%
Total Operating Expenses	5,775,984	3,076,959	53.27%
Operating Income	1,136,702	3,479,799	
Non-Operating Revenues			
Interest income	-	-	
Total Non-Operating Revenues	-	-	
Non-Operating Expenses			
Interest	-	-	
Total Non-Operating Expenses	-	-	
Net Income (Loss)	\$ 1,136,702	3,479,799	

(1) Percent of year expended: 83%

(2) Includes revenues and expenses for Turnouts and adjusted for carryover revenues from FY 2019/20 to FY 2020/21

Central Coast Water Authority
Polonio Pass Water Treatment Plant
Fixed and Variable Cost per Acre-Foot
April 30, 2021

WTP Fixed O&M Costs	Jul 2020	Aug 2020	Sept 2020	Oct 2020	Nov 2020	Dec 2020	Jan 2021	Feb 2021	Mar 2021	Apr 2021	Total for Year
Fixed O&M Expenses	\$ 343,627	\$ 216,513	\$ 229,684	\$ 300,299	\$ 207,298	\$ 233,220	\$ 234,487	\$ 234,251	\$ 249,860	\$ 273,478	\$ 2,522,717
Annual Table A Amount ⁽¹⁾	43,908	43,908	43,908	43,908	43,908	43,908	43,908	43,908	43,908	43,908	43,908
Fixed WTP Cost per AF	\$ 7.83	\$ 4.93	\$ 5.23	\$ 6.84	\$ 4.72	\$ 5.31	\$ 5.34	\$ 5.34	\$ 5.69	\$ 6.23	\$ 57.45
WTP Variable O&M Costs											
Variable O&M Expenses	\$ 100,015	\$ 64,357	\$ 88,741	\$ 66,497	\$ 50,391	\$ 36,692	\$ 47,384	\$ 36,121	\$ 34,801	\$ 29,243	\$ 554,241
Actual Water Treated	2,006	1,849	1,607	1,172	315	591	808	737	880	577	10,542
Variable WTP Cost per AF	\$ 49.86	\$ 34.81	\$ 55.22	\$ 56.74	\$ 159.97	\$ 62.08	\$ 58.64	\$ 49.01	\$ 39.55	\$ 50.68	\$ 52.57
(1) Includes Santa Barbara County and San Luis Obispo County Table A amounts and excludes Goleta 2,500 AF drought buffer and Santa Barbara County 3,908 AF drought buffer.											



Budget and Actual Mission Hills II

	April 30, 2021		
	Budget	Actual	Percent Expended ⁽¹⁾
<u>Operating Revenues</u>			
Fixed operating assessments ⁽²⁾	\$ 338,437	338,437	100.00%
Variable operating assessments	-	-	N/A
Other revenues	-	-	N/A
Total Operating Revenues	338,437	338,437	100.00%
<u>Operating Expenses</u> ⁽²⁾			
Personnel expenses	228,853	207,538	90.69%
Office expenses	513	311	60.57%
General and administrative	4,392	709	16.14%
Professional Services	13,303	2,413	18.14%
Supplies and equipment	13,198	7,727	58.55%
Monitoring expenses	-	-	N/A
Repairs and maintenance	11,760	7,081	60.21%
Utilities	8,902	2,205	24.77%
Depreciation and amortization	-	-	N/A
Other expenses	26,995	16,667	61.74%
Total Operating Expenses	307,916	244,651	79.45%
Operating Income	30,521	93,786	
<u>Non-Operating Revenues</u>			
Interest income	-	-	
Total Non-Operating Revenues	-	-	
<u>Non-Operating Expenses</u>			
Interest	-	-	
Total Non-Operating Expenses	-	-	
Net Income (Loss)	\$ 30,521	93,786	

(1) Percent of year expended: 83%

(2) Includes revenues and expenses for Turnouts and adjusted for carryover revenues from FY 2019/20 to FY 2020/21



Budget and Actual Santa Ynez I

	April 30, 2021		
	Budget	Actual	Percent Expended ⁽¹⁾
<u>Operating Revenues</u>			
Fixed operating assessments ⁽²⁾	\$ 517,152	517,152	100.00%
Variable operating assessments	-	-	N/A
Other revenues	-	-	N/A
Total Operating Revenues	517,152	517,152	100.00%
<u>Operating Expenses</u> ⁽²⁾			
Personnel expenses	322,130	245,702	76.27%
Office expenses	722	400	55.41%
General and administrative	6,183	926	14.98%
Professional Services	18,725	2,974	15.88%
Supplies and equipment	18,577	9,342	50.29%
Monitoring expenses	-	-	N/A
Repairs and maintenance	16,553	8,353	50.46%
Utilities	12,530	4,626	36.92%
Depreciation and amortization	-	-	N/A
Other expenses	77,688	17,456	22.47%
Total Operating Expenses	473,107	289,779	61.25%
Operating Income	44,044	227,373	
<u>Non-Operating Revenues</u>			
Interest income	-	-	
Total Non-Operating Revenues	-	-	
<u>Non-Operating Expenses</u>			
Interest	-	-	
Total Non-Operating Expenses	-	-	
Net Income (Loss)	\$ 44,044	227,373	

(1) Percent of year expended: 83%

(2) Includes revenues and expenses for Turnouts and adjusted for carryover revenues from FY 2019/20 to FY 2020/21



Budget and Actual Santa Ynez II

	April 30, 2021		
	Budget	Actual	Percent Expended ⁽¹⁾
<u>Operating Revenues</u>			
Fixed operating assessments ⁽²⁾	\$ 1,398,742	1,398,742	100.00%
Variable operating assessments	811,427	750,814	92.53%
Other revenues	-		N/A
Total Operating Revenues	2,210,169	2,149,556	97.26%
<u>Operating Expenses</u> ⁽²⁾			
Personnel expenses	462,614	424,568	91.78%
Office expenses	1,037	784	75.59%
General and administrative	8,879	3,338	37.59%
Professional Services	26,892	31,576	117.42%
Supplies and equipment	26,679	18,562	69.58%
Monitoring expenses	-	-	N/A
Repairs and maintenance	23,772	30,199	127.03%
Utilities	829,421	154,575	18.64%
Depreciation and amortization	-	-	N/A
Other expenses	471,082	40,471	8.59%
Total Operating Expenses	1,850,376	704,073	38.05%
Operating Income	359,794	1,445,483	
<u>Non-Operating Revenues</u>			
Interest income	-	-	
Total Non-Operating Revenues	-	-	
<u>Non-Operating Expenses</u>			
Interest	-	-	
Total Non-Operating Expenses	-	-	
Net Income (Loss)	\$ 359,794	1,445,483	

(1) Percent of year expended: 83%

(2) Includes revenues and expenses for Turnouts and adjusted for carryover revenues from FY 2019/20 to FY 2020/21



Budget and Actual Reach 33B

	April 30, 2021		
	Budget	Actual	Percent Expended ⁽¹⁾
<u>Operating Revenues</u>			
Fixed operating assessments ⁽²⁾	\$ 743,550	743,550	100.00%
Variable operating assessments	-	-	N/A
Other revenues	-	-	N/A
Total Operating Revenues	743,550	743,550	100.00%
<u>Operating Expenses</u> ⁽²⁾			
Personnel expenses	356,428	278,998	78.28%
Office expenses	799	529	66.22%
General and administrative	6,841	1,207	17.64%
Professional Services	20,719	5,462	26.36%
Supplies and equipment	20,555	12,407	60.36%
Monitoring expenses	-	-	N/A
Repairs and maintenance	18,316	5,713	31.19%
Utilities	13,864	7,479	53.95%
Depreciation and amortization	-	-	N/A
Other expenses	188,866	31,789	16.83%
Total Operating Expenses	626,387	343,584	54.85%
Operating Income	117,163	399,966	
<u>Non-Operating Revenues</u>			
Interest income	-	-	
Total Non-Operating Revenues	-	-	
<u>Non-Operating Expenses</u>			
Interest	-	-	
Total Non-Operating Expenses	-	-	
Net Income (Loss)	\$ 117,163	399,966	

(1) Percent of year expended: 83%

(2) Includes revenues and expenses for Turnouts and adjusted for carryover revenues from FY 2019/20 to FY 2020/21



Budget and Actual Reach 34

	April 30, 2021		
	Budget	Actual	Percent Expended ⁽¹⁾
<u>Operating Revenues</u>			
Fixed operating assessments ⁽²⁾	\$ 256,191	256,191	100.00%
Variable operating assessments	-	-	N/A
Other revenues	-	-	N/A
Total Operating Revenues	256,191	256,191	100.00%
<u>Operating Expenses</u> ⁽²⁾			
Personnel expenses	172,442	132,855	77.04%
Office expenses	387	258	66.80%
General and administrative	3,310	589	17.80%
Professional Services	10,024	2,027	20.22%
Supplies and equipment	9,945	5,985	60.18%
Monitoring expenses	-	-	N/A
Repairs and maintenance	8,861	2,970	33.52%
Utilities	6,708	4,698	70.04%
Depreciation and amortization	-	-	N/A
Other expenses	20,341	11,384	55.96%
Total Operating Expenses	232,017	160,765	69.29%
Operating Income	24,174	95,425	
<u>Non-Operating Revenues</u>			
Interest income	-	-	
Total Non-Operating Revenues	-	-	
<u>Non-Operating Expenses</u>			
Interest	-	-	
Total Non-Operating Expenses	-	-	
Net Income (Loss)	\$ 24,174	95,425	

(1) Percent of year expended: 83%

(2) Includes revenues and expenses for Turnouts and adjusted for carryover revenues from FY 2019/20 to FY 2020/21



Budget and Actual Reach 35

	April 30, 2021		
	Budget	Actual	Percent Expended ⁽¹⁾
<u>Operating Revenues</u>			
Fixed operating assessments ⁽²⁾	\$ 166,466	166,466	100.00%
Variable operating assessments	-	-	N/A
Non-annual recurring revenues	-	-	N/A
Other revenues	-	-	N/A
Total Operating Revenues	166,466	166,466	100.00%
<u>Operating Expenses</u> ⁽²⁾			
Personnel expenses	113,552	37,421	32.95%
Office expenses	255	75	29.36%
General and administrative	2,179	170	7.82%
Professional Services	6,601	469	7.10%
Supplies and equipment	6,548	1,732	26.44%
Monitoring expenses	-	-	N/A
Repairs and maintenance	5,835	785	13.45%
Utilities	4,417	876	19.83%
Depreciation and amortization	-	-	N/A
Other expenses	13,394	3,198	23.87%
Total Operating Expenses	152,782	44,725	29.27%
Operating Income	13,684	121,741	
<u>Non-Operating Revenues</u>			
Interest income	-	-	
Total Non-Operating Revenues	-	-	
<u>Non-Operating Expenses</u>			
Interest	-	-	
Total Non-Operating Expenses	-	-	
Net Income (Loss)	\$ 13,684	121,741	

(1) Percent of year expended: 83%

(2) Includes revenues and expenses for Turnouts and adjusted for carryover revenues from FY 2019/20 to FY 2020/21



Budget and Actual Reach 37

	April 30, 2021		
	Budget	Actual	Percent Expended ⁽¹⁾
<u>Operating Revenues</u>			
Fixed operating assessments ⁽²⁾	\$ 72,105	72,106	100.00%
Variable operating assessments	-	-	N/A
Non-annual recurring revenues	-	-	N/A
Other revenues	-	-	N/A
Total Operating Revenues	72,105	72,106	100.00%
<u>Operating Expenses</u> ⁽²⁾			
Personnel expenses	48,684	38,831	79.76%
Office expenses	109	72	65.92%
General and administrative	934	164	17.56%
Professional Services	2,830	451	15.95%
Supplies and equipment	2,808	1,790	63.77%
Monitoring expenses	-	-	N/A
Repairs and maintenance	2,502	756	30.21%
Utilities	1,894	470	24.80%
Depreciation and amortization	-	-	N/A
Other expenses	5,743	2,939	51.18%
Total Operating Expenses	65,503	45,473	69.42%
Operating Income	6,603	26,632	
<u>Non-Operating Revenues</u>			
Interest income	-	-	
Total Non-Operating Revenues	-	-	
<u>Non-Operating Expenses</u>			
Interest	-	-	
Total Non-Operating Expenses	-	-	
Net Income (Loss)	\$ 6,603	26,632	

(1) Percent of year expended: 83%

(2) Includes revenues and expenses for Turnouts and adjusted for carryover revenues from FY 2019/20 to FY 2020/21



Budget and Actual Reach 38

	April 30, 2021		
	Budget	Actual	Percent Expended ⁽¹⁾
<u>Operating Revenues</u>			
Fixed operating assessments ⁽²⁾	\$ 118,158	118,158	100.00%
Variable operating assessments	-	-	N/A
Non-annual recurring revenues	-	-	N/A
Other revenues	-	-	N/A
Total Operating Revenues	118,158	118,158	100.00%
<u>Operating Expenses</u> ⁽²⁾			
Personnel expenses	79,804	48,248	60.46%
Office expenses	179	96	53.48%
General and administrative	1,532	218	14.24%
Professional Services	4,639	600	12.94%
Supplies and equipment	4,602	2,217	48.18%
Monitoring expenses	-	-	N/A
Repairs and maintenance	4,101	1,005	24.50%
Utilities	3,104	625	20.12%
Depreciation and amortization	-	-	N/A
Other expenses	9,413	3,909	41.52%
Total Operating Expenses	107,374	56,917	53.01%
Operating Income	10,784	61,241	
<u>Non-Operating Revenues</u>			
Interest income	-	-	
Total Non-Operating Revenues	-	-	
<u>Non-Operating Expenses</u>			
Interest	-	-	
Total Non-Operating Expenses	-	-	
Net Income (Loss)	\$ 10,784	61,241	

(1) Percent of year expended: 83%

(2) Includes revenues and expenses for Turnouts and adjusted for carryover revenues from FY 2019/20 to FY 2020/21

**MONTHLY SUMMARY OF MINERAL AND PHYSICAL ANALYSIS
RAW WATER (RW) AND SETTLED WATER (SW)**

System Name: Central Coast Water Authority

System Number: 4210030

Treatment Plant Name: Polonio Pass Water Treatment Plant

April 2021

Date:	RW pH (SU)	RW Turbidity (NTU)	SW Turbidity (NTU)	RW Odor (TON)	RW Total Coliform (MPN)	RW E. Coli (MPN)	RW Cl- (mg/L)	RW Alkalinity (mg/L)		RW Hardness (mg/L)		RW E.C. (uS/cm)	RW TOC (mg/L)
								Total	Phenol	Total	Ca		
1	9.21	0.59	0.44	1.0			117	90	15	141	66		
2	9.10	0.63	0.38	1.0			115	90	14	138	66		
3	9.08	0.64	0.37	1.0			113	88	10	133	63		
4	9.10	0.66	0.34	1.0			109	86	13	130	63		
5	9.15	0.71	0.33	1.0	52.0	<1	106	86	16	127	61	594	
6	9.19	0.83	0.37	1.0			105	87	15	123	59		
7	9.20	0.89	0.35	1.0			103	86	16	125	59		3.8
8	9.25	1.07	0.37	1.0			102	84	14	124	60		
9	9.31	1.04	0.37	1.0			102	86	15	121	58		
10	9.30	1.12	0.36	1.0			106	86	17	120	59		
11	9.29	1.32	0.38	1.0			106	84	16	124	59		
12	9.35	1.25	0.35	1.0	307.6	<1	104	88	16	122	57	583	
13	9.25	1.33	0.37	1.0			105	84	18	123	54		
14	9.18	1.43	0.32	1.0			102	88	14	125	54		
15	9.13	1.11	0.32	1.0			100	86	9	124	57		
16	9.07	0.92	0.32	1.0			105	85	13	126	61		
17	9.00	0.77	0.31	1.0			106	85	12	128	60		
18	8.90	0.80	0.24	1.0			107	86	9	127	61		
19	8.96	0.90	0.35	1.0	1119.9	<1	106	90	8	126	58	628	
20	9.00	0.80	0.45	1.0			111	90	8	130	63		
21	9.00	0.66	0.45	1.0			112	89	7	131	64		
22	8.90	0.70	0.29	1.5			112	92	9	135	65		
23	8.97	0.60	0.41	1.0			113	91	10	133	64		
24	9.00	0.70	0.42	1.0			112	92	8	136	65		
25	9.00	0.60	0.34	1.0			113	94	7	136	66		
26	9.00	0.48	0.39	1.0	613.1	<1	113	83	10	136	66	646	
27	8.95	0.50	0.40	1.0			116	96	10	138	64		
28	8.87	0.50	0.40	1.0			113	98	10	132	61		
29	8.95	0.50	0.40	2.0			116	99	12	135	64		
30	8.86	0.70	0.44	1.0			118	97	10	137	65		
Avg	9.08	0.83	0.37	1.1	523	1	109	89	12	130	61	613	3.8

**MONTHLY SUMMARY OF MINERAL AND PHYSICAL ANALYSIS
TREATED WATER (TW) & CLEARWELL (CW)**

System Name: Central Coast Water Authority

System Number: 4210030

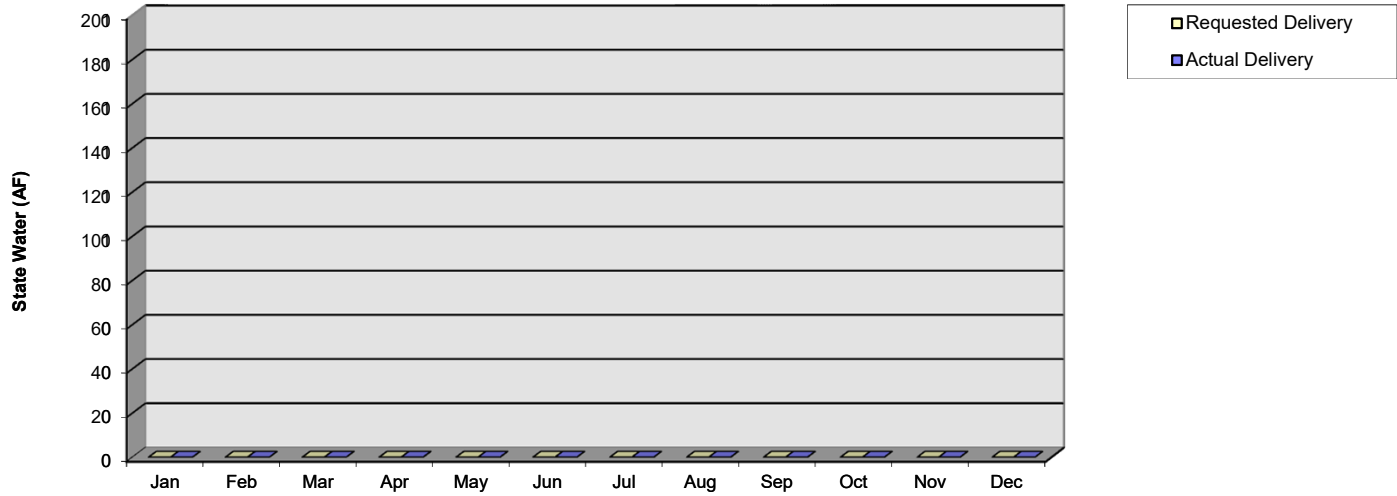
Treatment Plant Name: Polonio Pass Water Treatment Plant

April 2021

Date:	TW pH (SU)	TW Turbidity (NTU)	Filter Rate (gpm/ft ²)	CW Odor (TON)	TW Total Coliform	CW Cl- (mg/L)	CW Total Alk (mg/L)	CW Hardness (mg/L)		TW Chlorine (mg/L)		CCB3 Chlorine Free (mg/L)	TW NH3-N (mg/L)		(CCB3 Cl2 Free) / (TW NH3-N Total)	CW E.C. (uS/cm)	TW TOC (mg/L)
								Total	Ca	Total	Free		Total	Free			
1	8.22	0.07	3.03	0.0	ABSENT	128	70	144	68	3.67	0.00	3.67	0.68	0.00	5.4		
2	8.25	0.07	3.64	0.0	ABSENT	123	71	143	66	3.84	0.00	3.80	0.72	0.00	5.3		
3	8.12	0.07	3.88	0.0	ABSENT	121	69	138	66	3.68	0.00	3.63	0.70	0.00	5.2		
4	8.30	0.06	3.88	0.0	ABSENT	116	70	131	62	3.83	0.00	3.79	0.74	0.00	5.1		
5	8.16	0.06	3.88	0.0	ABSENT	114	69	132	62	3.77	0.00	3.77	0.71	0.00	5.3	694	
6	8.19	0.06	3.88	0.0	ABSENT	111	70	127	60	3.67	0.00	3.59	0.73	0.00	4.9		
7	8.34	0.05	3.88	0.0	ABSENT	110	74	127	57	3.55	0.00	3.41	0.70	0.00	4.9		1.8
8	8.44	0.05	3.88	0.0	ABSENT	108	69	123	60	3.60	0.00	3.35	0.70	0.00	4.8		
9	8.42	0.05	3.88	0.0	ABSENT	108	67	123	60	3.57	0.00	3.38	0.71	0.00	4.8		
10	8.31	0.06	3.88	0.0	ABSENT	106	68	122	57	3.53	0.00	3.40	0.69	0.01	4.9		
11	8.31	0.06	3.88	0.0	ABSENT	108	69	124	61	3.55	0.00	3.29	0.69	0.00	4.8		
12	8.49	0.06	3.88	0.0	ABSENT	109	68	122	60	3.57	0.00	3.40	0.69	0.00	4.9	658	
13	8.33	0.06	3.51	0.0	ABSENT	110	69	124	59	3.60	0.00	3.48	0.70	0.00	5.0		
14	8.28	0.07	3.40	0.0	ABSENT	107	67	124	57	3.60	0.00	3.60	0.68	0.00	5.3		
15	8.18	0.06	3.40	0.0	ABSENT	106	66	122	59	3.67	0.00	3.59	0.69	0.00	5.2		
16	8.27	0.06	4.00	0.0	ABSENT	108	67	126	60	3.73	0.00	3.82	0.70	0.00	5.5		
17	8.13	0.06	4.85	0.0	ABSENT	110	68	124	62	3.83	0.00	3.75	0.72	0.00	5.2		
18	8.15	0.06	4.85	0.0	ABSENT	107	69	126	59	3.65	0.00	3.43	0.69	0.00	5.0		
19	8.24	0.06	4.85	0.0	ABSENT	108	72	125	58	3.70	0.00	3.53	0.71	0.00	5.0	670	
20	8.00	0.08	4.37	0.0	ABSENT	110	71	128	60	3.70	0.00	3.67	0.67	0.00	5.5		
21	8.31	0.07	4.61	0.0	ABSENT	113	74	128	63	3.78	0.00	3.58	0.73	0.00	4.9		
22	8.30	0.06	4.37	0.0	ABSENT	114	75	130	64	2.90	0.00	2.60	0.63	0.07	4.1		
23	8.32	0.06	4.37	0.0	ABSENT	115	76	135	64	3.83	0.00	3.76	0.73	0.00	5.2		
24	8.30	0.06	4.37	0.0	ABSENT	117	78	134	63	3.85	0.00	3.75	0.73	0.00	5.1		
25	8.25	0.06	3.88	0.0	ABSENT	116	77	134	66	3.55	0.00	3.64	0.69	0.02	5.3		
26	8.17	0.06	4.37	0.0	ABSENT	117	78	136	66	3.71	0.00	3.60	0.69	0.00	5.2	712	
27	8.13	0.05	3.88	0.0	ABSENT	120	80	142	62	3.74	0.00	3.55	0.65	0.00	5.5		
28	8.20	0.06	4.85	0.0	ABSENT	120	81	132	60	3.68	0.00	3.98	0.64	0.00	6.2		
29	8.40	0.05	4.85	0.0	ABSENT	120	85	135	64	3.67	0.00	3.61	0.71	0.00	5.1		
30	7.80	0.05	4.85	0.0	ABSENT	120	86	135	63	3.70	0.00	4.00	0.65	0.00	6.2		
Avg	8.24	0.06	4.10	0.00		113	72	130	62	3.66	0.00	3.58	0.70	0.00	5.2	684	1.80

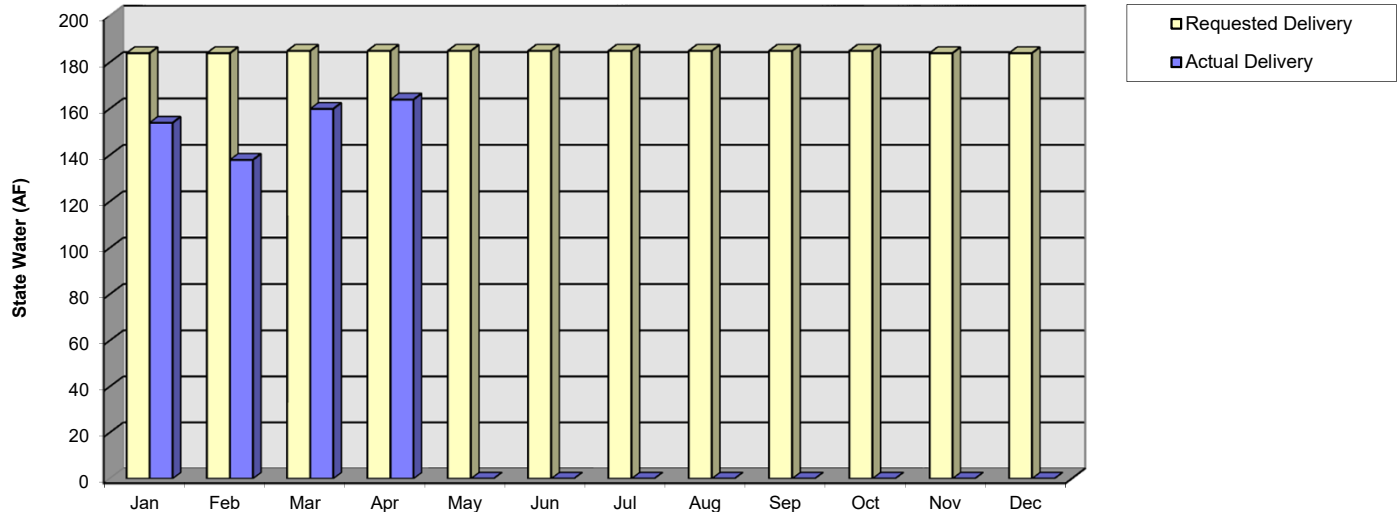
Shandon T.O. - SWP Deliveries in Year 2021

Month	Requested Delivery	Actual Delivery	Allocation Available
Jan	0	0	
Feb	0	0	
Mar	0	0	
Apr	0	0	
May	0	0	
Jun	0	0	
Jul	0	0	
Aug	0	0	
Sep	0	0	
Oct	0	0	
Nov	0	0	
Dec	0	0	
Total	0	0	



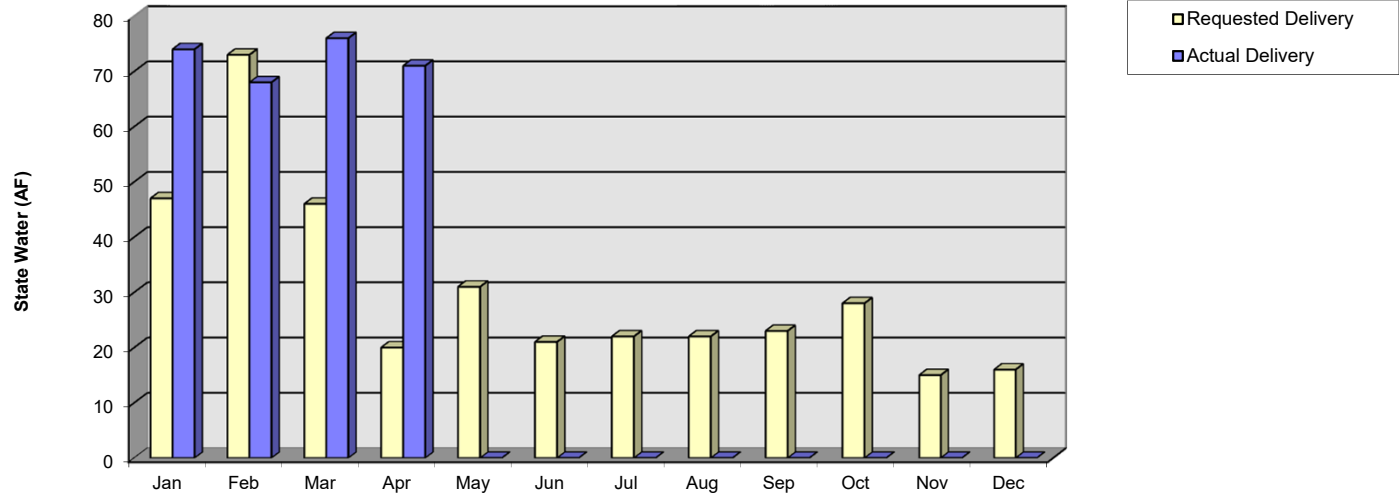
Chorro Valley T.O. - SWP Deliveries in Year 2021

Month	Requested Delivery	Actual Delivery	Allocation Available
Jan	184	154	
Feb	184	138	
Mar	185	160	
Apr	185	164	
May	185	0	
Jun	185	0	
Jul	185	0	
Aug	185	0	
Sep	185	0	
Oct	185	0	
Nov	184	0	
Dec	184	0	
Total	2216	616	



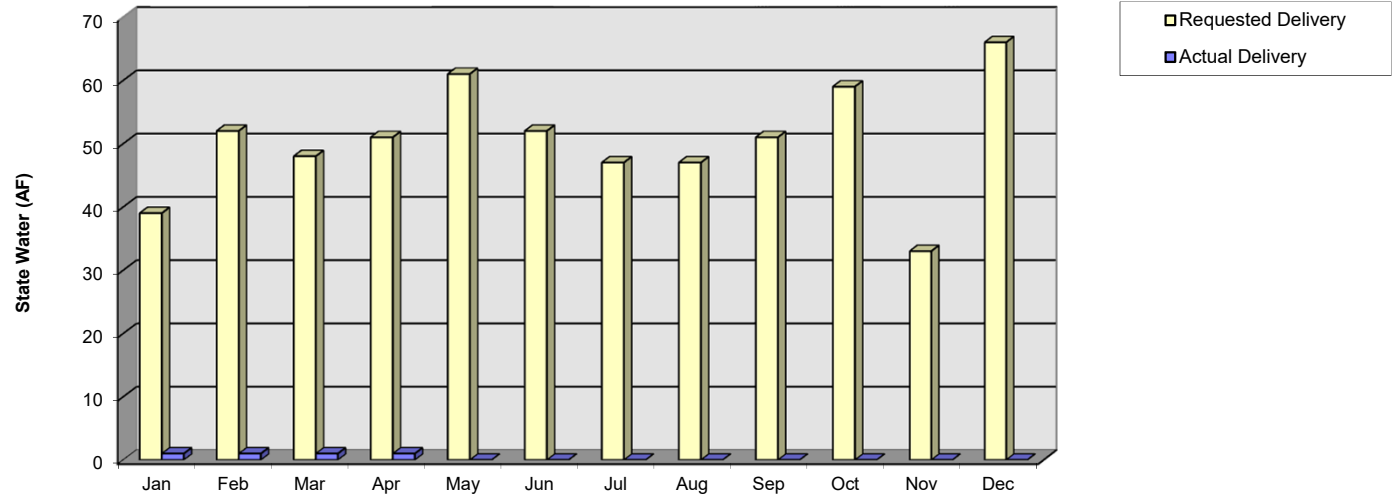
Lopez T.O. - SWP Deliveries in Year 2021

Month	Requested Delivery	Actual Delivery	Allocation Available
Jan	47	74	
Feb	73	68	
Mar	46	76	
Apr	20	71	
May	31		
Jun	21		
Jul	22		
Aug	22		
Sep	23		
Oct	28		
Nov	15		
Dec	16		
Total	364	289	



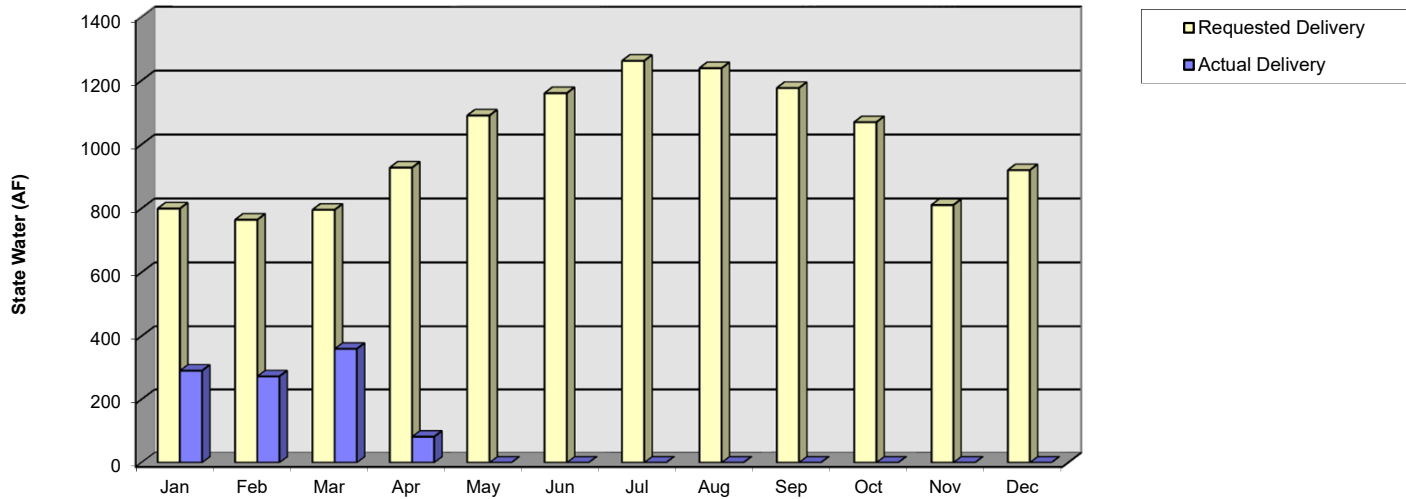
Guadalupe - SWP Deliveries in Year 2021

Month	Requested Delivery	Actual Delivery	Allocation Available
Jan	39	1	
Feb	52	1	
Mar	48	1	
Apr	51	1	
May	61		
Jun	52		
Jul	47		
Aug	47		
Sep	51		
Oct	59		
Nov	33		
Dec	66		
Total	606	4	



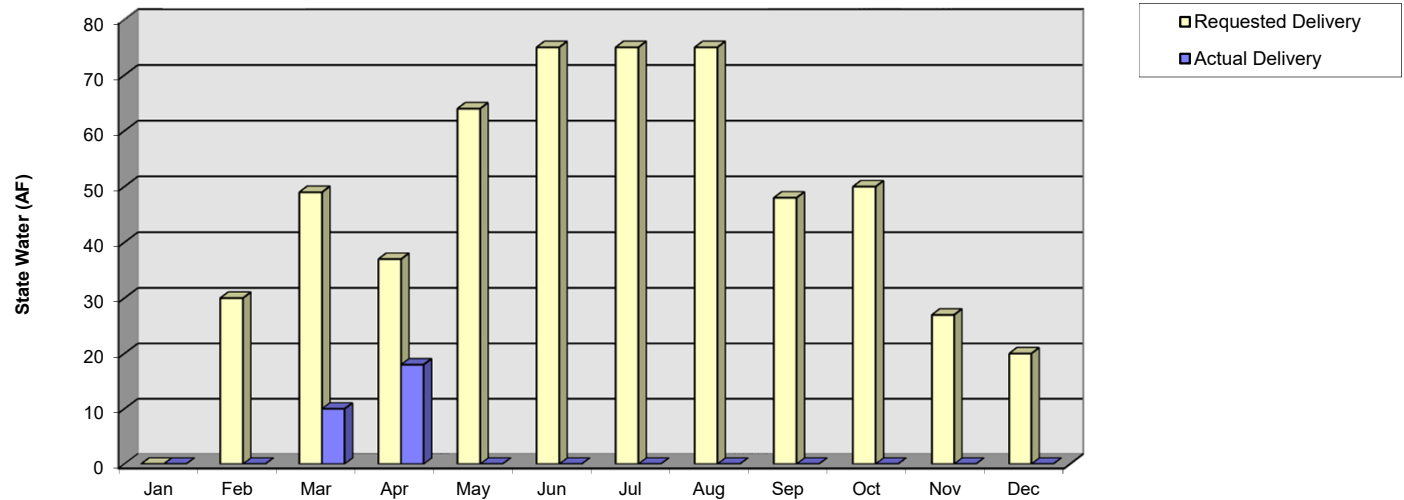
Santa Maria - SWP Deliveries in Year 2021

Month	Requested Delivery	Actual Delivery	Allocation Available
Jan	800	291	
Feb	765	273	
Mar	796	360	
Apr	928	82	
May	1091		
Jun	1161		
Jul	1262		
Aug	1239		
Sep	1177		
Oct	1070		
Nov	811		
Dec	920		
Total	12020	1006	



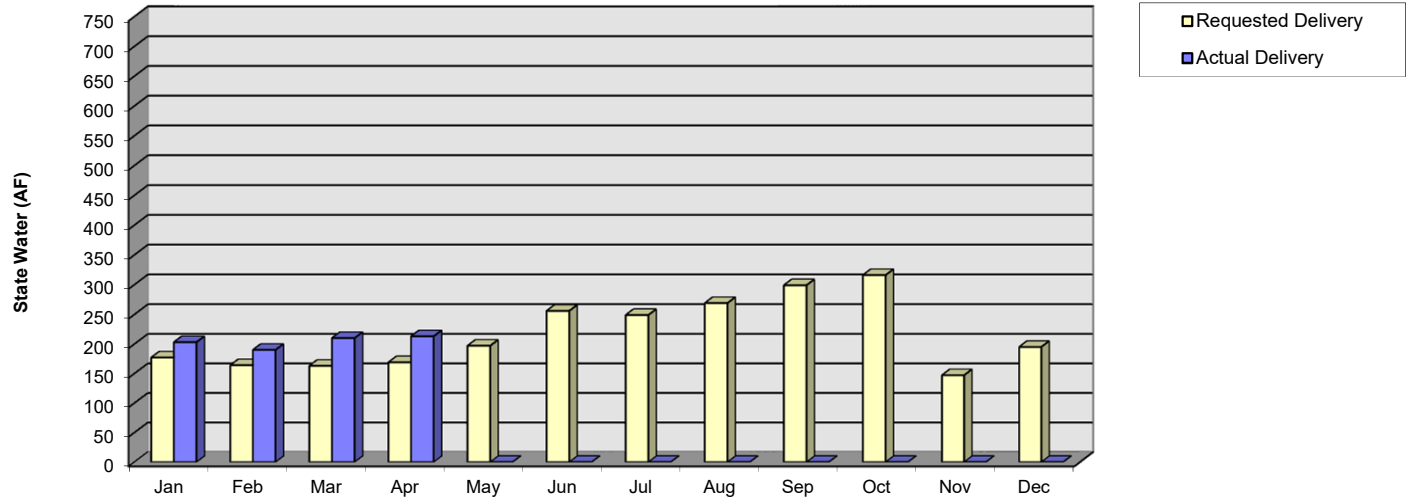
Golden State - SWP Deliveries in Year 2021

Month	Requested Delivery	Actual Delivery	Allocation Available
Jan	0	0	
Feb	30	0	
Mar	49	10	
Apr	37	18	
May	64		
Jun	75		
Jul	75		
Aug	75		
Sep	48		
Oct	50		
Nov	27		
Dec	20		
Total	550	28	



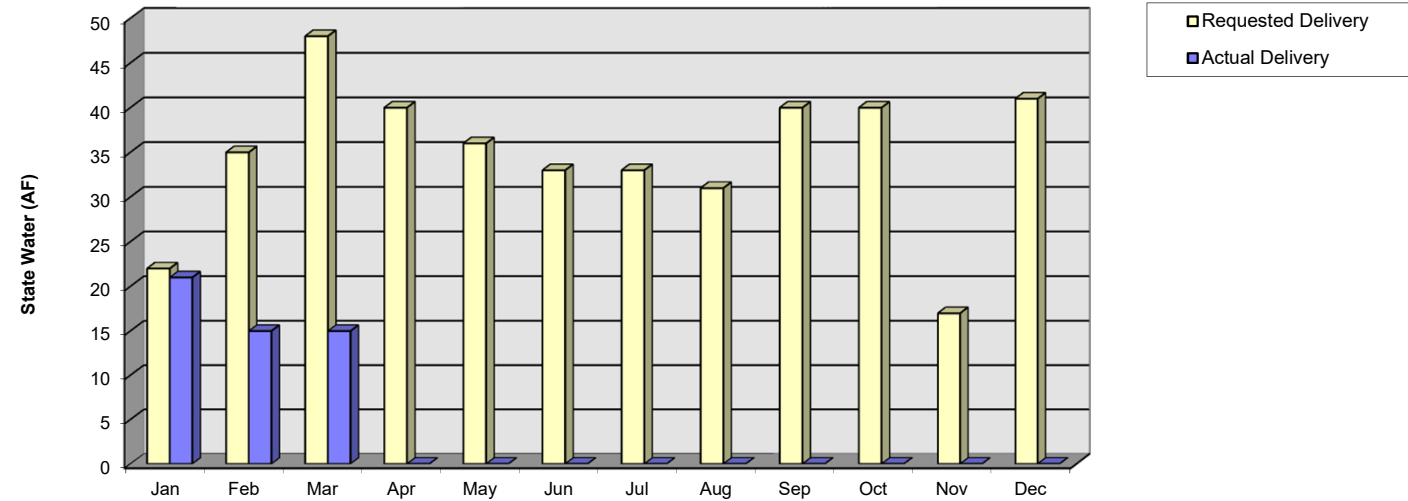
VAFB - SWP Deliveries in Year 2021

Month	Requested Delivery	Actual Delivery	Allocation Available
Jan	177	203	
Feb	164	190	
Mar	163	210	
Apr	169	213	
May	197		
Jun	256		
Jul	249		
Aug	269		
Sep	299		
Oct	316		
Nov	147		
Dec	195		
Total	2601	816	



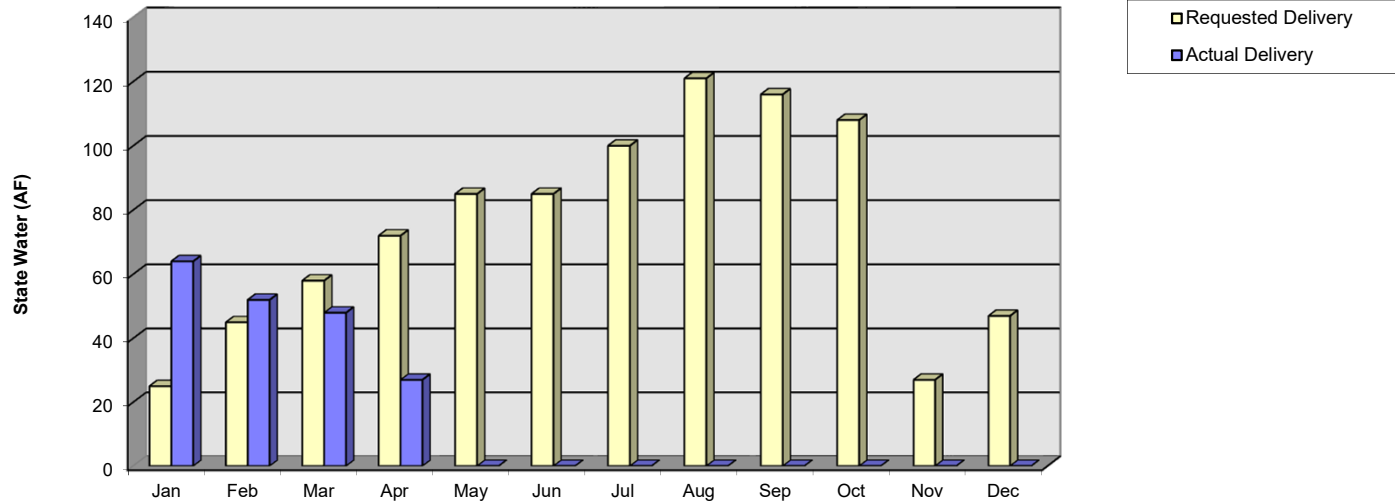
Buellton - SWP Deliveries in Year 2021

Month	Requested Delivery	Actual Delivery	Allocation Available
Jan	22	21	
Feb	35	15	
Mar	48	15	
Apr	40	0	
May	36		
Jun	33		
Jul	33		
Aug	31		
Sep	40		
Oct	40		
Nov	17		
Dec	41		
Total	416	51	



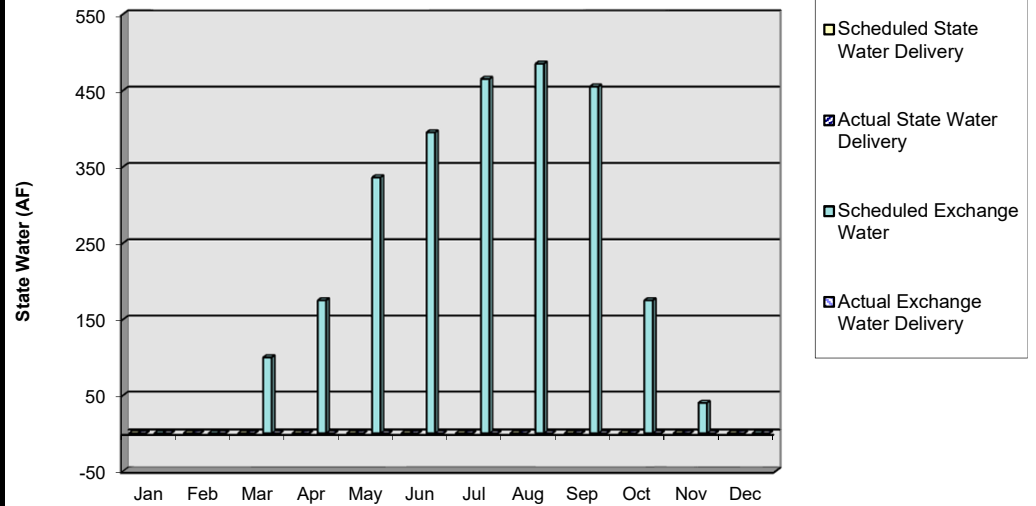
Santa Ynez - Solvang Only - SWP Deliveries in Year 2021

Month	Requested Delivery	Actual Delivery	Allocation Available
Jan	25	64	
Feb	45	52	
Mar	58	48	
Apr	72	27	
May	85		
Jun	85		
Jul	100		
Aug	121		
Sep	116		
Oct	108		
Nov	27		
Dec	47		
Total	889	191	



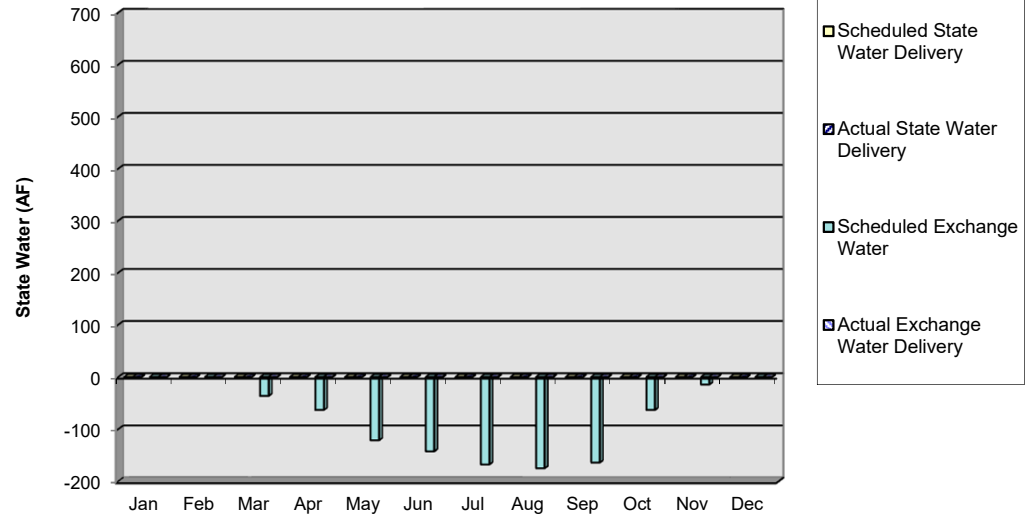
Santa Ynez (Without Solvang) - SWP Deliveries in Year 2021

Month	Scheduled State Water Delivery	Scheduled Exchange Water	Total Sch'd State & Exch. Water Delivery	Actual State Water Delivery	Actual Exchange Water Delivery	Total Actual State & Exch. Water Delivery	Allocation Available
Jan	0	0	0	0	0	0	
Feb	0	0	0	0	0	0	
Mar	0	100	100	0	0	0	
Apr	0	175	175	0	0	0	
May	0	336	336				
Jun	0	395	395				
Jul	0	465	465				
Aug	0	485	485				
Sep	0	455	455				
Oct	0	175	175				
Nov	0	40	40				
Dec	0	0	0				
Total	0	2626	2626	0	0	0	



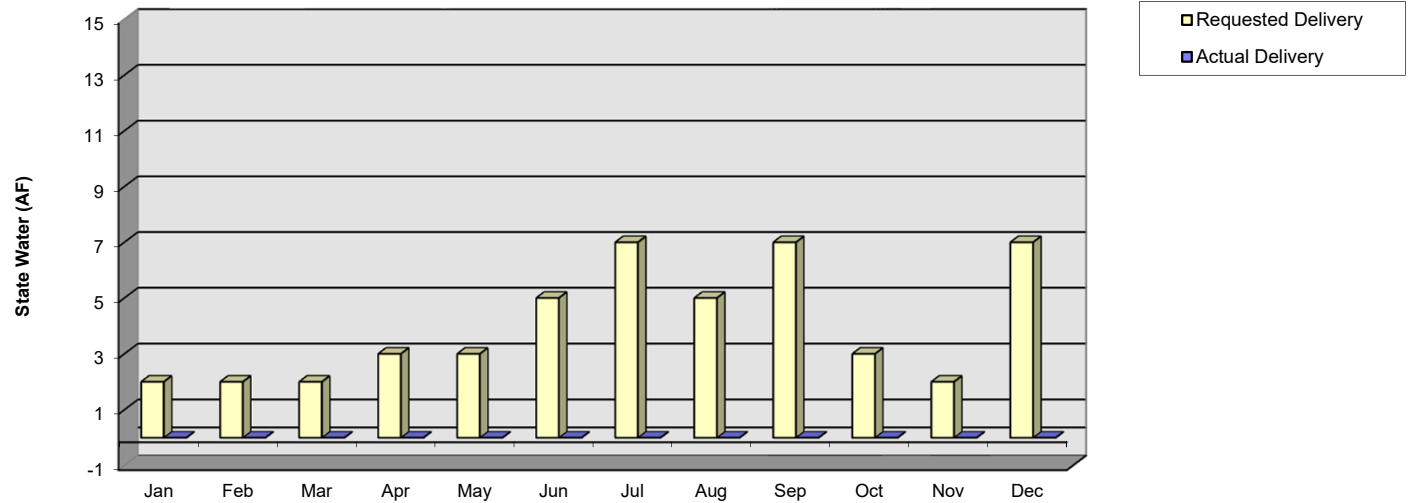
Goleta - SWP Deliveries in Year 2021

Month	Scheduled State Water Delivery	Scheduled Exchange Water	Total Schl'd State & Exch. Water Delivery	Actual State Water Delivery	Actual Exchange Water Delivery	Total Actual State & Exch. Water Delivery	Allocation Available
Jan	0	0	0	0	0	0	
Feb	0	0	0	0	0	0	
Mar	0	-36	-36	0	0	0	
Apr	0	-63	-63	0	0	0	
May	0	-121	-120.96				
Jun	0	-142	-142.2				
Jul	0	-167	-167.4				
Aug	0	-175	-174.6				
Sep	0	-164	-163.8				
Oct	0	-63	-63				
Nov	0	-14	-14.4				
Dec	0	0	0				
Total	0	-945	-945	0	0	0	



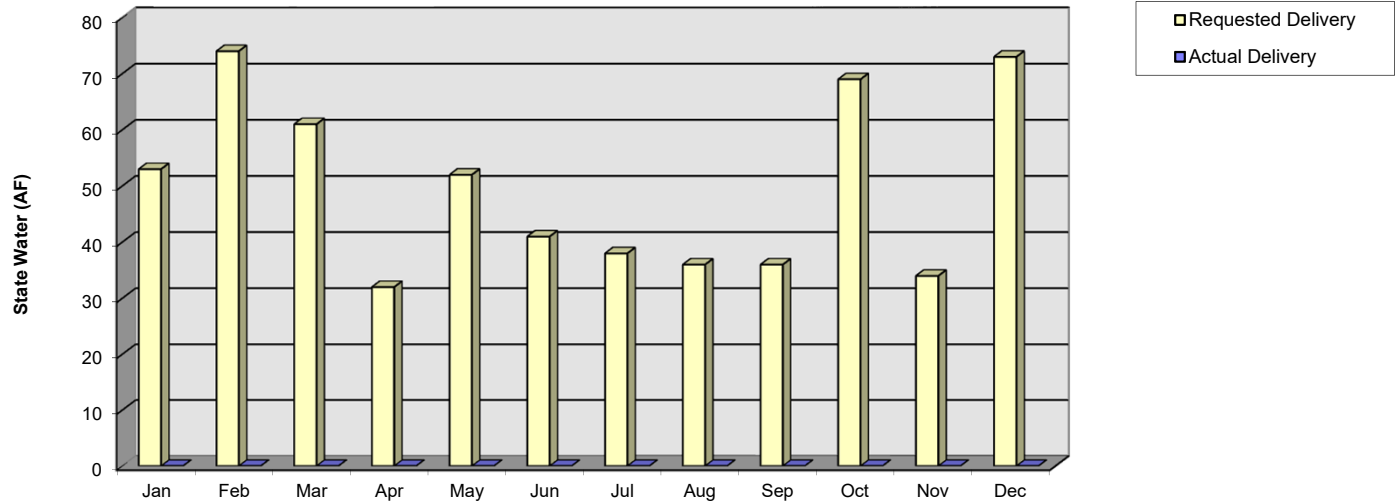
Morehart Land - SWP Deliveries in Year 2021

Month	Requested Delivery	Actual Delivery	Allocation Available
Jan	2	0	
Feb	2	0	
Mar	2	0	
Apr	3	0	
May	3	0	
Jun	5	0	
Jul	7	0	
Aug	5	0	
Sep	7	0	
Oct	3	0	
Nov	2	0	
Dec	7	0	
Total	48	0	



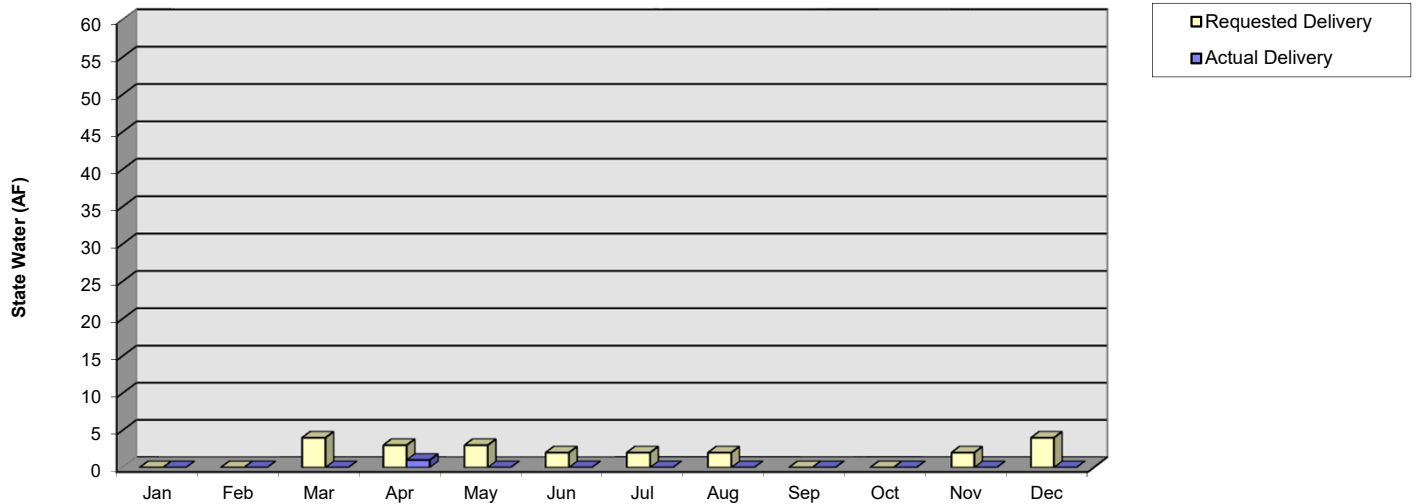
La Cumbre - SWP Deliveries in Year 2021

Month	Requested Delivery	Actual Delivery	Allocation Available
Jan	53	0	
Feb	74	0	
Mar	61	0	
Apr	32	0	
May	52	0	
Jun	41	0	
Jul	38	0	
Aug	36	0	
Sep	36	0	
Oct	69	0	
Nov	34	0	
Dec	73	0	
Total	599	0	



Raytheon (SBRC) - SWP Deliveries in Year 2021

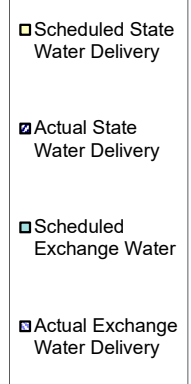
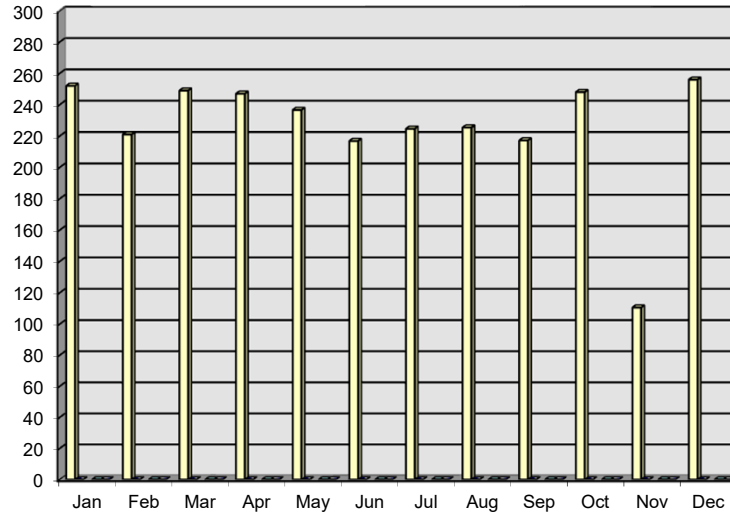
Month	Requested Delivery	Actual Delivery	Allocation Available
Jan	0	0	
Feb	0	0	
Mar	4	0	
Apr	3	1	
May	3	0	
Jun	2	0	
Jul	2	0	
Aug	2	0	
Sep	0	0	
Oct	0	0	
Nov	2	0	
Dec	4	0	
Total	22	1	



Santa Barbara - SWP Deliveries in Year 2021

Month	Scheduled State Water Delivery	Scheduled Exchange Water	Total Sch'l'd State & Exch. Water Delivery	Actual State Water Delivery	Actual Exchange Water Delivery	Total Actual State & Exch. Water Delivery	Allocation Available
Jan	252	0	252	0	0	0	
Feb	221	0	221	0	0	0	
Mar	249	-24	225	0	0	0	
Apr	247	-42	205	0	0	0	
May	237	-81	156				
Jun	217	-95	122				
Jul	225	-112	113				
Aug	225	-116	109				
Sep	217	-109	108				
Oct	248	-42	206				
Nov	111	-10	101				
Dec	256	0	256				
Total	2704	-630	2074	0	0	0	

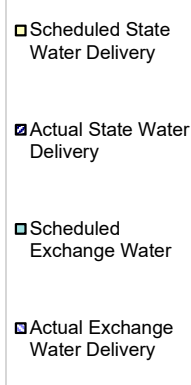
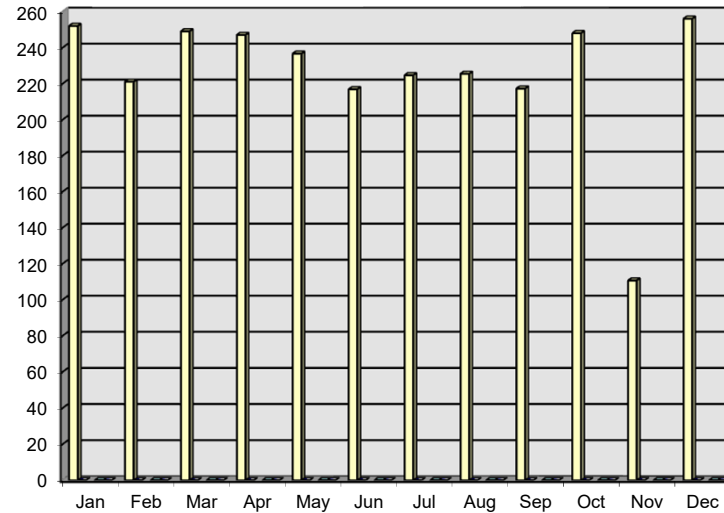
State Water (AF)



Montecito - SWP Deliveries in Year 2021

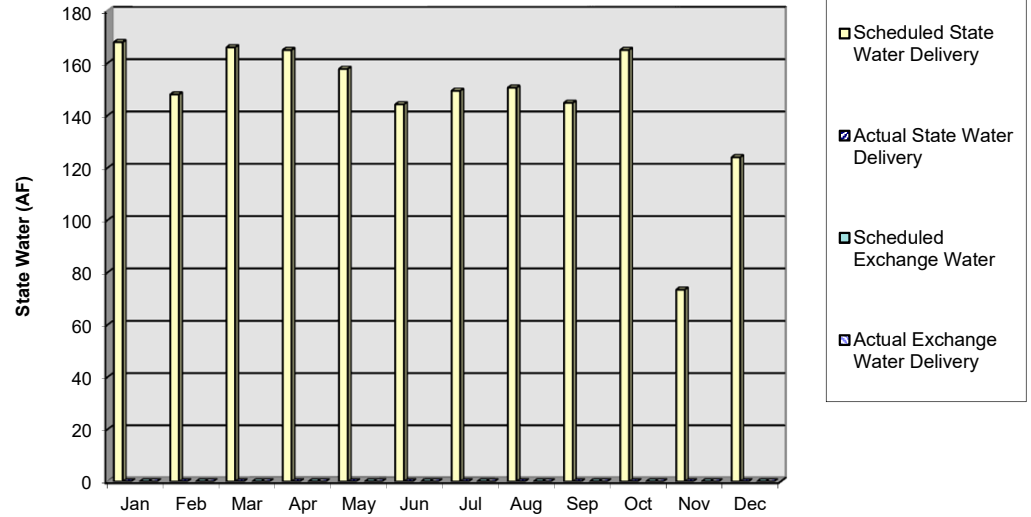
Month	Scheduled State Water Delivery	Scheduled Exchange Water	Total Sch'l'd State & Exch. Water Delivery	Actual State Water Delivery	Actual Exchange Water Delivery	Total Actual State & Exch. Water Delivery	Allocation Available
Jan	252	0	252	0	0	0	
Feb	221	0	221	0	0	0	
Mar	249	-24	225	0	0	0	
Apr	247	-42	205	0	0	0	
May	237	-81	156				
Jun	217	-95	122				
Jul	225	-112	113				
Aug	225	-116	109				
Sep	217	-109	108				
Oct	248	-42	206				
Nov	111	-10	101				
Dec	256	0	256				
Total	2704	-630	2074	0	0	0	

State Water (AF)



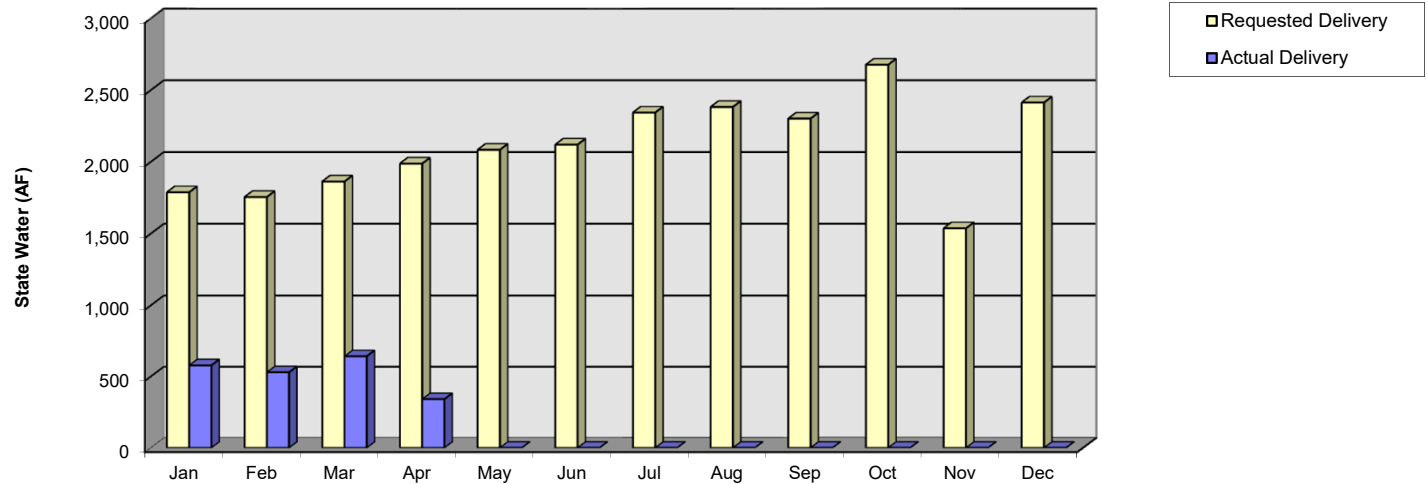
Carpinteria - SWP Deliveries in Year 2021

Month	Scheduled State Water Delivery	Scheduled Exchange Water	Total Schl'd State & Exch. Water Delivery	Actual State Water Delivery	Actual Exchange Water Delivery	Total Actual State & Exch. Water Delivery	Allocation Available
Jan	168	0	168	0	0	0	
Feb	148	0	148	0	0	0	
Mar	166	-16	150	0	0	0	
Apr	165	-28	137	0	0	0	
May	158	-54	104				
Jun	144	-63	81				
Jul	149	-74	75				
Aug	151	-78	73				
Sep	145	-73	72				
Oct	165	-28	137				
Nov	73	-6	67				
Dec	124	0	124				
Total	1756	-420	1336	0	0	0	



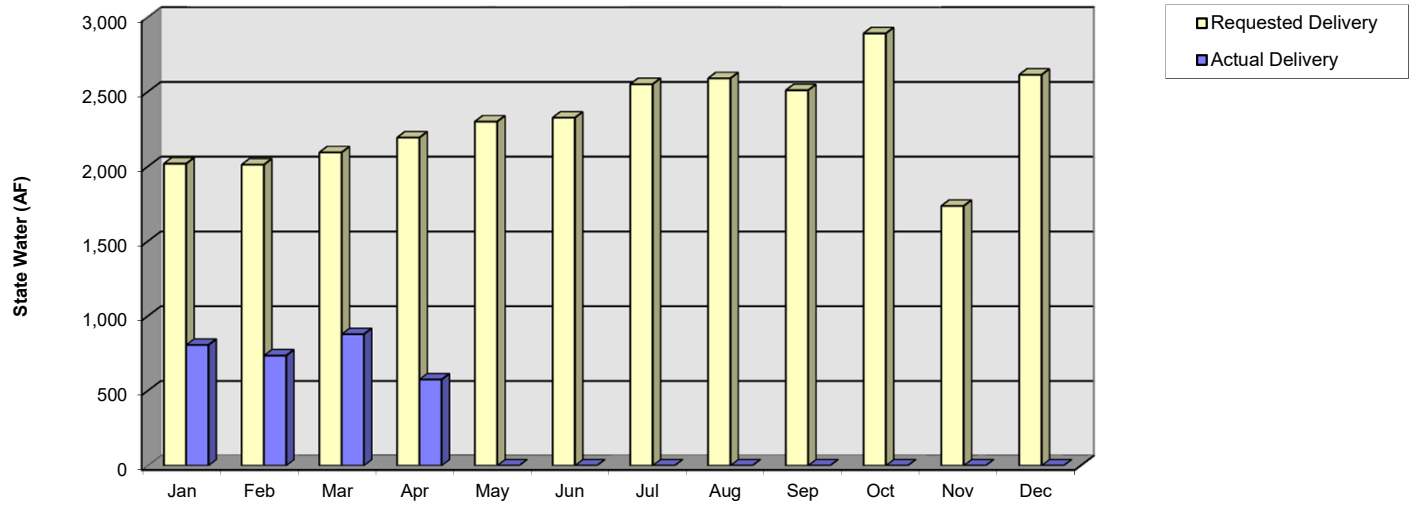
Total SB County - SWP Deliveries in Year 2021

Month	Requested Delivery	Actual Delivery
Jan	1,790	580
Feb	1,757	531
Mar	1,865	644
Apr	1,990	342
May	2,086	
Jun	2,122	
Jul	2,345	
Aug	2,384	
Sep	2,304	
Oct	2,679	
Nov	1,539	
Dec	2,415	
Total	25,276	2,097



Total SB and SLO County - SWP Deliveries in Year 2021

Month	Requested Delivery	Actual Delivery
Jan	2,021	808
Feb	2,014	737
Mar	2,096	880
Apr	2,195	577
May	2,302	
Jun	2,328	
Jul	2,552	
Aug	2,591	
Sep	2,512	
Oct	2,892	
Nov	1,738	
Dec	2,615	
Total	27,856	3,002





RESOLUTION NO. 21-02

RESOLUTION OF THE BOARD OF DIRECTORS OF THE CENTRAL COAST WATER AUTHORITY EXPRESSING THE BOARD'S APPRECIATION TO

RONALD W. CLINE

FOR HIS SERVICE TO THE AUTHORITY AND THE CENTRAL COAST

Recitals

WHEREAS, **Ronald W. Cline** has worked at the Central Coast Water Authority for over twenty-five years, serving as one of CCWA's first Distribution Technicians from 1996 to 2000, and assuming responsibility as CCWA's Regulatory Specialist in 2000, transitioning that position to Environmental and Safety Officer in 2016; and

WHEREAS, during his tenure as Environmental Specialist and Safety Officer of the Authority, **Ron Cline** dedicated his expertise to addressing the numerous environmental issues facing the Authority, including all permitting, revegetation, species surveys and oversight of the Authority's relationships with the California Department of Fish and Wildlife, Army Corps of Engineers, National Oceanic and Atmospheric (NOAA) Fisheries, Regional Water Resources Control Board and many other state and local agencies, and

WHEREAS, during his tenure as Environmental Specialist and Safety Officer of the Authority, **Ron Cline** worked with safety organizations and Federal, State and local regulators including CalOSHA and ACWA/JPIA, to ensure the safe operation of CCWA's facilities and maintain a safe work environment for all of CCWA's employees; and

WHEREAS, **Ron Cline** brought his deep understanding of CCWA's organization, facilities and staff to author and administer CCWA Safety programs, including the Risk Management Plan, Process Safety Management and Hazard Communication Programs; and

WHEREAS, in 2017 after 17 years of coordinated efforts, **Ron Cline** was instrumental in the successful completion of CCWA's Habitat Conservation Plan, and which is critical for the continued operations of CCWA; and

WHEREAS, in addition to his many significant professional contributions to CCWA, **Ron Cline** has served as CCWA's unofficial Barbecue Pitmaster and Chef, presiding over the grill and buffet at all staff luncheons, as well as numerous staff outings in the past 25 years; and

WHEREAS, in 25 years **Ron Cline** has amassed a significant archive of safety materials, including journals, videos, binders, and records as well as environmental paraphernalia, including photos, nests, botanical samples, reptile skins and general dirt and mud which has been stockpiled in his office in an increasing and impressive collection that Staff assiduously hopes he will take with him into retirement; and

WHEREAS, **Ron Cline** has served the residents of Santa Barbara County with devotion, skill, and an unflagging commitment to public service.

NOW, THEREFORE, THE BOARD OF DIRECTORS RESOLVES AS FOLLOWS:

1. The Board of Directors acknowledges and honors **Ronald W. Cline** on his retirement from the position of Safety & Environmental Specialist of the Central Coast Water Authority as of May 28, 2021; and
2. On behalf of the citizens of the Central Coast, the Board of Directors hereby conveys to **Ronald W. Cline** its sincere appreciation for a job well done and its heartfelt belief that the community in which he has lived and worked for so many years remains indebted to him for his exemplary service.

Adopted: May 27, 2021.

Eric Friedman, Chairman
Central Coast Water Authority

Water Management Strategies Schedule






CENTRAL COAST WATER AUTHORITY

MEMORANDUM

May 13, 2021

TO: CCWA Board of Directors

FROM: Ray A. Stokes 
Executive Director

SUBJECT: 2021 Review of Personnel Policy Manual

DISCUSSION

Each year, the CCWA personnel attorney and CCWA staff review the personnel policy manual to identify needed changes based on personnel law changes and operational changes requiring changes or modifications to the manual.

Attached is a memo from the CCWA personnel attorney describing the proposed changes to the CCWA Personnel Policies and Procedures Manual.

Staff provided an overview of the proposed changes on April 8, 2021 to the Personnel Committee, who recommended Board approval.

RECOMMENDATION

That the Board approve the proposed changes to the Personnel Policy Manual as outlined in the attached memo.

RAS

Attachment

STRADLING YOCCA CARLSON & RAUTH, P.C.

MEMORANDUM

TO: Ray Stokes, Executive Director **FILE NUMBER:** 102869-0001
FROM: Jeffrey Dinkin
DATE: March 16, 2021
SUBJECT: 2021 Review of Personnel Policy Manual

I have reviewed the CCWA Personnel Policy Manual (“Manual”), consulted with Lisa Watkins, and suggest the revisions.

1. Sick Leave. We suggest revising the Sick Leave provisions in the Manual to confirm to the definition of “parent” set forth in the governing statutory provision and to clarify that an employee can take paid sick leave to care for a child regardless of the child’s age or dependency status. This requires revisions to the third paragraph of Section 3.4.1 of the Manual as follows:

Except as otherwise provided in this Manual, sick leave may be taken for a normally scheduled work period for the diagnosis, care or treatment of an existing health condition of, or preventative care for, an employee or an employee’s qualifying family member. “Qualifying family member” is defined as the employee’s spouse; child (including biological, foster or adopted child, stepchild, legal ward, or child of a person standing in loco parentis, regardless of age or dependency status); a biological, adoptive, or foster parent, stepparent, or legal guardian of an employee or the employee’s spouse or registered domestic partner, or a person who stood in loco parentis when the employee was a minor child; ~~parent~~; domestic partner as defined in California Family Code section 297; child of a domestic partner; ~~parent of employee’s spouse or domestic partner~~; grandparent; grandchild; ~~and~~ sibling; ~~and when permanently residing with the employee, the employee’s father in law and mother in law~~. Regularly scheduled work hours absent for medical and dental appointments will be treated as sick leave. Employees who are victims of domestic violence, sexual assault, or stalking may also use paid sick leave absences form regularly scheduled work to seek medical attention, obtain services from a shelter or crisis center, obtain counseling, or go to court. CCWA may request a written verification from a qualified health care provider for all absences due to the employee’s illness, injury, or disability or the ability of the employee to return to work following the use of sick leave as provided in Section 3.4.2. CCWA may also request appropriate verification for the employee’s use of sick leave in connection with a qualifying family member to confirm that the sick leave was used for a purpose consistent with this provision.

2. Other Legally Required Leaves of Absences. Legislation effective January 1, 2021 expands existing law providing protected leave for employees who are victims of domestic violence, sexual assault, or stalking, to now include leave for victims of other crimes or offenses “that caused physical injury or that caused mental injury and a threat of physical injury” as well as other related reasons. We suggest revision Section 3.8 of the Manual to read as follows:

“In addition to the leaves of absences discussed in this Section 3, CCWA will provide employees a leave of absence when otherwise required by law, including appearance by a

SUBJECT TO ATTORNEY-CLIENT PRIVILEGE

parent at school when requested as provided for in the Education Code, performance of emergency duty by a volunteer firefighter, reserve peace officer or emergency rescue personnel, and time off relating to victims of domestic violence, ~~or~~ sexual assault or certain crimes, and alcohol and drug rehabilitation leave. Whenever possible, employees shall provide reasonable advance notice of the need for a legally required leave of absence. This leave will be unpaid for nonexempt employees. For exempt employees, this leave will be unpaid only as allowed by law. Employees may use accrued vacation time and, where appropriate, accrued sick leave while on leave.

3. Paid Family Leave Insurance. Legislation effective January 1, 2021 expands the reasons for which an employee may qualify for paid leave leave insurance, a program administered by the Employment Development Department that provides income replacement similar to State Disability Insurance, except for specified reasons other than an employee's personal injury or illness. We suggest revising the first paragraph of Section 3.21.1 of the Manual to read as follows:

“Employees are also covered under the Paid Family Leave insurance program (PFL), with the cost of such coverage also being paid by each Employee as a deduction from his/her paycheck. Similar to the State Disability Insurance program, PFL will be administered by the California Employment Development Department (EDD). PFL provides up to eight weeks of wage replacement benefits to employees who take time off work to care for a seriously ill child, spouse, parent, or domestic partner, ~~or~~ to bond with a new child, or due to a qualifying exigency related to the active duty or call to active duty of the employee's spouse, domestic partner, child, or parent in the Armed Forces of the United States.

4. Overtime. The further clarify that when time worked is paid at 1.5 times the employee's regular rate of pay, the employee is not eligible for an additional 1.5 pay premium when the time worked is overtime. We suggest revising the following portion of Section 1.12(1) of the Manual to read as follows:

“The following hours are excluded from the calculation in determining hours worked in excess of 40 in a workweek:

- Compensatory time taken; ~~and~~
- Time worked and paid at the overtime premium rate; and”
[Rest of section continues unchanged]

**State Water Contractors - State Legislation - Priority 1 List
5/11/2021**

Agenda Item IV.F.
Board of Directors
May 27, 2021

- [AB 271](#) (Rivas, Robert D) Santa Clara Valley Water District: contracts: best value procurement.**
Introduced: 1/19/2021
Last Amend: 4/5/2021
Status: 4/19/2021-Read third time. Passed. Ordered to the Senate. (Ayes 76. Noes 1.) In Senate. Read first time. To Com. on RLS. for assignment.
Summary: Current law authorizes certain local entities to select a bidder for a contract on the basis of "best value," as defined. Existing law governs various types of contract procedures applicable to the Santa Clara Valley Water District and prescribes competitive bidding procedures for any improvement or unit of work over \$50,000. This bill would authorize the district, upon approval by the board of directors of the district, to award contracts on a best value basis for any work of the Anderson Dam project, defined to include prescribed activities and works of construction with regard to the Leroy Anderson Dam and Reservoir and certain fish and aquatic habitat measures described in a federal-state settlement agreement.
- Position**
SWC - Monitor
- [AB 377](#) (Rivas, Robert D) Water quality: impaired waters.**
Introduced: 2/1/2021
Last Amend: 4/13/2021
Status: 4/21/2021-From committee: Do pass and re-refer to Com. on APPR. (Ayes 5. Noes 3.) (April 21). Re-referred to Com. on APPR.
Summary: Would require, by January 1, 2023, the State Water Resources Control Board and regional boards to prioritize enforcement of all water quality standard violations that are causing or contributing to an exceedance of a water quality standard in a surface water of the state. The bill would require the state board and regional boards, by January 1, 2025, to evaluate impaired state surface waters and report to the Legislature a plan to bring all water segments into attainment by January 1, 2050. The bill would require the state board and regional boards to update the report with a progress summary to the Legislature every 5 years. The bill would create the Waterway Recovery Account in the Waste Discharge Permit Fund and would make moneys in the Waterway Recovery Account available for the state board to expend, upon appropriation by the Legislature, to bring impaired water segments into attainment in accordance with the plan.
- Position**
SWC - Watch
- [AB 979](#) (Frazier D) Sacramento-San Joaquin Delta: projects: sea level rise analysis report.**
Introduced: 2/18/2021
Last Amend: 4/13/2021
Status: 4/27/2021-From committee: Do pass and re-refer to Com. on APPR. (Ayes 9. Noes 5.) (April 26). Re-referred to Com. on APPR.
Summary: The Sacramento-San Joaquin Delta Reform Act of 2009, provides that it is the policy of the state to, among other things, reduce reliance on the Sacramento-San Joaquin Delta in meeting California's future water supply needs through a statewide strategy of investing in improved regional supplies, conservation, and water use efficiency. Current law establishes the Delta Stewardship Council, which is required to develop, adopt, and commence implementation of a comprehensive management plan, known as the Delta Plan, for the Sacramento-San Joaquin Delta. This bill would require any individual or entity that undertakes a project, as defined, within the Delta to complete a report analyzing the impact of sea level rise on the project.
- Position**
SWC - O
- [AB 1500](#) (Garcia, Eduardo D) Safe Drinking Water, Wildfire Prevention, Drought Preparation, Flood Protection, Extreme Heat Mitigation, and Workforce Development Bond Act of 2022.**
Introduced: 2/19/2021
Last Amend: 4/14/2021
Status: 5/10/2021-From committee: Amend, and do pass as amended and re-refer to Com. on APPR. (Ayes 8. Noes 1.) (May 5).
Calendar: 5/13/2021 #6 ASSEMBLY SECOND READING FILE -- ASSEMBLY BILLS
Summary: Would enact the Safe Drinking Water, Wildfire Prevention, Drought Preparation, Flood Protection, Extreme Heat Mitigation, and Workforce Development Bond Act of 2022, which, if approved by the voters, would authorize the issuance of bonds in the amount of \$6,955,000,000 pursuant to the State General Obligation Bond Law to finance projects for safe drinking water, wildfire prevention, drought preparation, flood protection, extreme heat mitigation, and workforce development programs.

Position
SWC-SifA

SB 45 (Portantino D) Wildfire Prevention, Safe Drinking Water, Drought Preparation, and Flood Protection Bond Act of 2022.

Introduced: 12/7/2020

Last Amend: 4/8/2021

Status: 5/4/2021-May 3 hearing: Placed on APPR suspense file.

Summary: Would enact the Wildfire Prevention, Safe Drinking Water, Drought Preparation, and Flood Protection Bond Act of 2022, which, if approved by the voters, would authorize the issuance of bonds in the amount of \$5,595,000,000 pursuant to the State General Obligation Bond Law to finance projects for a wildfire prevention, safe drinking water, drought preparation, and flood protection program.

Position
SWC-SifA

SB 369 (Pan D) Flood control: Yolo Bypass Cache Slough Partnership Multibenefit Program.

Introduced: 2/10/2021

Status: 3/25/2021-Read third time. Passed. (Ayes 38. Noes 0.) Ordered to the Assembly. In Assembly. Read first time. Held at Desk.

Summary: Would establish the Yolo Bypass Cache Slough Partnership Multibenefit Program to support the development and implementation of projects within the Yolo Bypass and Cache Slough region. The bill would define "Yolo Bypass Cache Slough Partnership" to mean the multiagency partnership established pursuant to a memorandum of understanding signed in May 2016 by a total of 15 participating federal, state, and local agencies. The bill would require the participating state agencies, including the Natural Resources Agency, the Department of Water Resources, the Department of Fish and Wildlife, the Central Valley Flood Protection Board, the State Water Resources Control Board, and the Central Valley Regional Water Quality Control Board, to work in collaboration with the participating federal and local agencies to promote the discussion, prioritization, and resolution of policy and other issues critical to the successful implementation of projects to advance specified objectives in the Yolo Bypass and Cache Slough region.

Position
SWC - Support

SB 559 (Hurtado D) Department of Water Resources: water conveyance systems: Canal Conveyance Capacity Restoration Fund.

Introduced: 2/18/2021

Last Amend: 4/19/2021

Status: 5/10/2021-May 10 hearing: Placed on APPR suspense file.

Summary: Would establish the Canal Conveyance Capacity Restoration Fund in the State Treasury to be administered by the Department of Water Resources. The bill would require all moneys deposited in the fund to be expended, upon appropriation by the Legislature, in support of subsidence repair costs, including environmental planning, permitting, design, and construction and necessary road and bridge upgrades required to accommodate capacity improvements. The bill would require the department to expend from the fund, upon appropriation by the Legislature, specified monetary amounts to restore the capacity of 4 specified water conveyance systems, as prescribed, with 2 of those 4 expenditures being in the form of a grant to the Friant Water Authority and to the San Luis and Delta-Mendota Water Authority. The bill would make these provisions inoperative on July 1, 2030, and would repeal the provisions as of January 1, 2031.

Position
SWC - Support

SB 626 (Dodd D) Department of Water Resources: Procurement Methods.

Introduced: 2/18/2021

Last Amend: 4/28/2021

Status: 5/7/2021-Set for hearing May 17.

Calendar: 5/17/2021 9 a.m. - John L. Burton Hearing Room (4203)
SENATE APPROPRIATIONS, PORTANTINO, Chair

Summary: Current law authorizes the Department of Transportation, regional transportation agencies, and the San Diego Association of Governments to engage in a Construction Manager/General Contractor project delivery method (CM/GC method) for specified public work projects. This bill would, until January 1, 2033, authorize the Department of Water Resources to utilize the CM/GC method, as specified, for no more than 7 projects for elements of State Water Facilities, as defined. The bill would require the Department of Water Resources, on all projects delivered by the department, to use department employees or consultants under contract with the department to perform all project design and engineering services related to design, and construction inspection services, required for

the CM/GC method consistent with specified existing law.

Position

SWC - S/A

SB 786 (Becker D) Santa Clara Valley Water District.

Introduced: 2/19/2021

Last Amend: 3/10/2021

Status: 5/10/2021-From committee: Do pass as amended. (Ayes 4. Noes 0.) (May 6).

Calendar: 5/13/2021 #4 SENATE SENATE BILLS - SECOND READING FILE

Summary: The Santa Clara Valley Water District Act authorizes the Clara Valley Water District to levy ad valorem taxes or assessments in the district to pay the general administrative costs and expenses of the district, to carry out the act's objects or purposes, and to pay the costs and expenses of constructing or extending works within the district. The act additionally authorizes the district to levy taxes or assessments upon all property or all real property within a portion of the district for specified purposes. The act authorizes the district to issue bonds for specified purposes, and requires that the bonds be paid by revenue derived from those tax levies and assessments, except the ad valorem taxes or assessments. This bill would additionally authorize the district to use the revenues from the ad valorem taxes or assessments to pay for the bonds.

Position

SWC - Monitor

SB 821 (Committee on Natural Resources and Water) Sacramento-San Joaquin Delta: Delta Independent Science Board.

Introduced: 3/9/2021

Last Amend: 4/5/2021

Status: 5/10/2021-Read third time. Passed. (Ayes 37. Noes 0.) Ordered to the Assembly. In Assembly. Read first time. Held at Desk.

Summary: Current law establishes the Delta Independent Science Board and sets forth the composition of the board, including requiring the board to consist of no more than 10 members appointed by the Delta Stewardship Council. Current law requires the board to provide oversight of the scientific research, monitoring, and assessment programs that support adaptive management of the Sacramento-San Joaquin Delta through periodic reviews of each of those programs, as specified. Current law requires the board to submit to the council a report on the results of each review, including recommendations for any changes in the programs reviewed by the board. This bill would provide that members of the Delta Independent Science Board are not employees of the Delta Stewardship Council and would require the members of the board to exercise their scientific judgment and perform their functions independently from the council.

Position

SWC - Watch

Total Measures: 10

Total Tracking Forms: 10