



CENTRAL COAST WATER AUTHORITY

MEMORANDUM

March 28, 2024

TO: CCWA Board of Directors
FROM: Dessi Mladenova
Controller
SUBJECT: CCWA FY 2024/25 Preliminary Budget

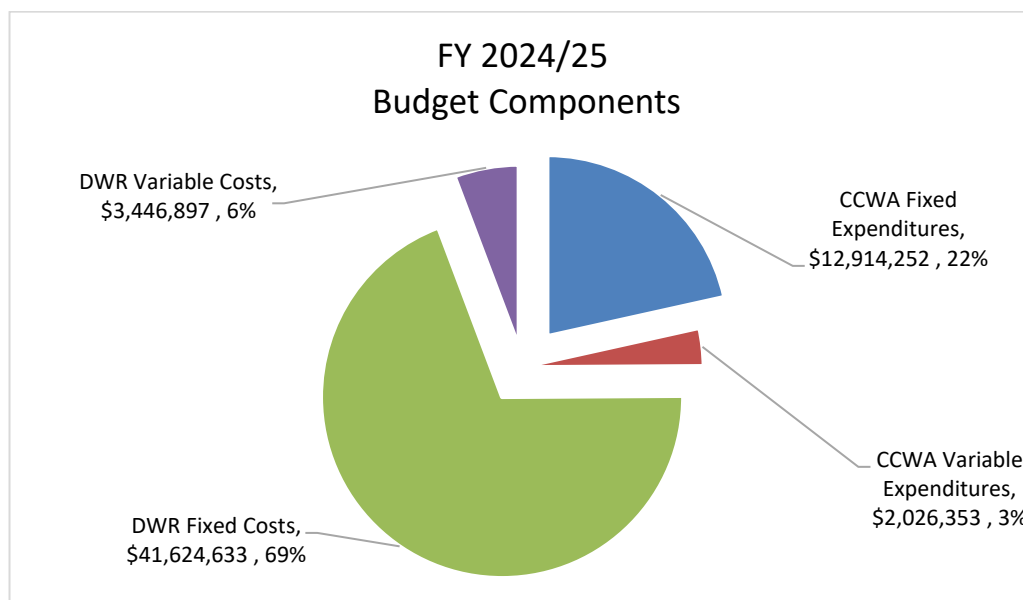
SUMMARY

The Preliminary FY 2024/25 Budget document has been posted for review at the CCWA website www.ccwa.com under the Major Reports tab. This memorandum provides an overview of the preliminary budget and highlights significant changes between it and the Final approved FY 2023/24 Budget. Staff provided an overview of the Preliminary FY 2024/25 Budget at the March 14, 2024 Operating Committee meeting, and will be providing an overview at the March 28, 2024 CCWA Board Meeting.

DISCUSSION

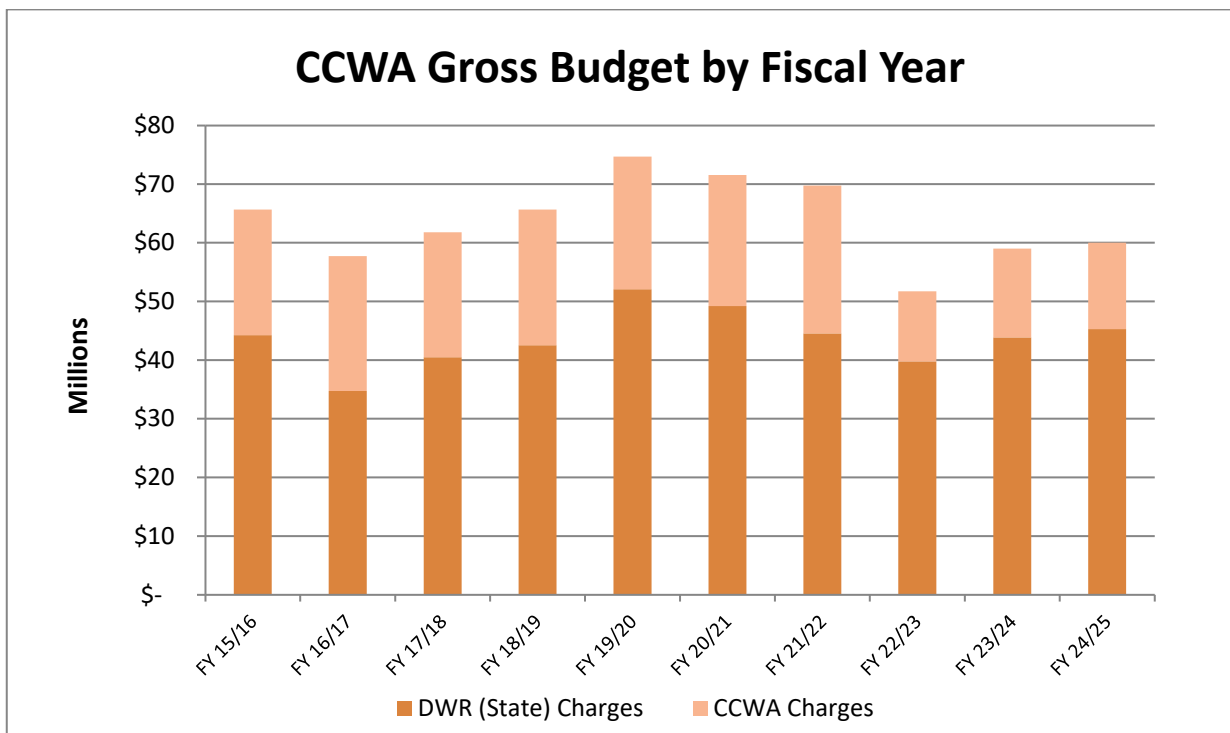
The FY 2024/25 Preliminary Budget calls for total project participant payments of \$59.4 million compared to the FY 2023/24 adopted budget of \$58 million, a \$1.4 million increase.

The following graph shows the various components of the FY 2024/25 Preliminary Budget and subsequent table compares the Preliminary FY 2024/25 Budget and the Final FY 2023/24 Budget:



Budget Item	Final FY 2022/23 Budget	Preliminary FY 2024/25 Budget	Increase (Decrease)
CCWA Expenses			
CCWA Operating Expenses - Fixed	\$ 10,542,387	\$ 10,636,562	\$ 94,175
CCWA Operating Expenses - Variable	1,787,951	2,026,353	238,402
Capital/Non-Capital Projects	2,806,978	2,060,730	(746,248)
Total CCWA Expenses:	15,137,316	14,723,646	(413,670)
Pass-Through Expenses			
DWR Fixed Costs	41,332,415	41,624,633	292,218
DWR Variable Costs	2,192,585	3,446,897	1,254,312
Warren Act and Trust Fund Payments	331,429	216,960	(114,469)
Total Pass-Through Expenses:	43,856,429	45,288,489	1,432,060
Subtotal Gross Budget:	58,993,745	60,012,135	1,018,390
CCWA (Credits) Due	(971,784)	(546,086)	425,698
TOTAL:	\$ 58,021,961	\$ 59,466,049	\$ 1,444,088

The following graph shows the CCWA and DWR gross budget (without CCWA credits) for the past ten years.



CCWA Operating Expense Budget

The Preliminary FY 2024/25 CCWA operating expense budget totals \$12,662,916 which is \$332,577 more than the FY 2023/24 operating expense budget, or a 2.7% increase.

The following table shows the allocation between the fixed and variable CCWA O&M expenses for FY 2024/25 and FY 2023/24.

	Final FY 2023/24 Budget	Preliminary FY 2024/25 Budget	Increase	Percentage Change
Fixed O&M	\$ 10,542,387	\$ 10,636,562	\$ 94,175	0.89%
Variable O&M	1,787,951	2,026,353	238,402	13.33%
Total:	\$ 12,330,338	\$ 12,662,916	\$ 332,578	2.70%

The following is a list of the major highlights of the operating expense budget. Additional highlights and detailed explanations are available in the departmental sections of the preliminary budget.

Water Deliveries

Total requested water deliveries for FY 2024/25 are 16,338-acre feet compared to the FY 2023/24 requested deliveries of 13,964-acre feet, an increase of 2,374 acre-feet.

Personnel Expenses

Personnel expenses are increasing by about \$489,797 which includes the following changes from the prior year:

- The FY 2024/25 total salaries and wages budget for all departments is increasing \$225,869 as compared to the prior fiscal year budget, representing an increase of 5.9%.
- CalPERS retirement expenses are increasing by approximately \$68,148. The combined CCWA paid employer, employee and unfunded actuarial liability contribution rates for the FY 2024/25 total 33.62% as compared to the prior year amount of 33.52%, for a combined increase of 0.10%.
- Health insurance, dental/vision plan expenses and cafeteria plan benefits combined are increasing by about \$105,796 or 14.92% due to; 1) The 2024 CalPERS health insurance plan with the lowest premiums increased by 14.87% over the 2023 premiums, as opposed to the increase of 5% budgeted for the calendar year 2024; 2) The FY 2024/25 Budget also includes an estimated 10% increase in the health insurance premiums effective January 1, 2025. The health plan estimates are based on the elections of each employee at the time the budget is prepared.
- The FY 2024/25 Budget includes a \$213,476 deposit into the Retiree Benefit Trust Program, a 2% increase or \$4,760 from FY 2023/24 budget amount. This OPEB actuarial determined contribution is based on actuarial assumptions for the required minimum contribution under PEMHCA and the additional vested portion of retiree only

premiums for employees who are 62 years of age or older and retire from CCWA having completed at least 10 years of CCWA service.

Supplies and Equipment

Supplies and equipment are decreasing by \$21,328 based primarily due to the decreased cost of chemicals needed. Estimates are based on historical data and the costs of treatment are directly related to changes in water quality.

Monitoring Expenses

Monitoring expenses are only decreasing by \$9,835 due to fewer lab supplies and equipment needed as identified by the Senior Chemist.

Repairs and Maintenance

Repairs and maintenance costs are increasing by about \$51,660 due to increased repair and maintenance on aging equipment and vehicles.

Professional Services

Professional Services are decreasing by \$624,966 due primarily to a decrease in legal costs and partially offset by an increase in accounting and recruiting services.

General and Administrative

General and Administrative costs are increasing by about \$9,426 due to an increase in meeting and travel and dues and memberships.

Utilities

Utility expenses are increasing by about \$282,262 largely due to an increase in variable electric expenses based on expected deliveries.

Other Expenses

Other expenses are increasing by about \$154,562 due to increased insurance costs and computer expenses.

Approximately 54% of the operating expense budget represents personnel expenses. This is followed by 13% for supplies and equipment and 12% for professional services, with the balance being comprised of other expenses.

CCWA Capital Improvement & Non-Capital Projects

The Preliminary FY 2024/25 Budget includes \$2,060,730 for capital and non-capital improvement projects, a \$746,248 decrease over the prior year amount. All capital improvement and non-capital projects are normally funded on a current basis from project participant assessments.

Please refer to the “*Projects*” section of the Preliminary FY 2024/25 Budget for additional information on the budgeted capital improvement projects.

Regional Water Treatment Plant Allocation and Santa Ynez Exchange Agreement Modifications

The Preliminary FY 2024/25 fixed and variable regional water treatment plant allocation expense and corresponding credit is \$1,454,867 or \$44.19/AF for all Project Participants. The Preliminary FY 2024/25 fixed and variable Santa Ynez exchange agreement modifications total \$509,158, or \$209.96/AF.

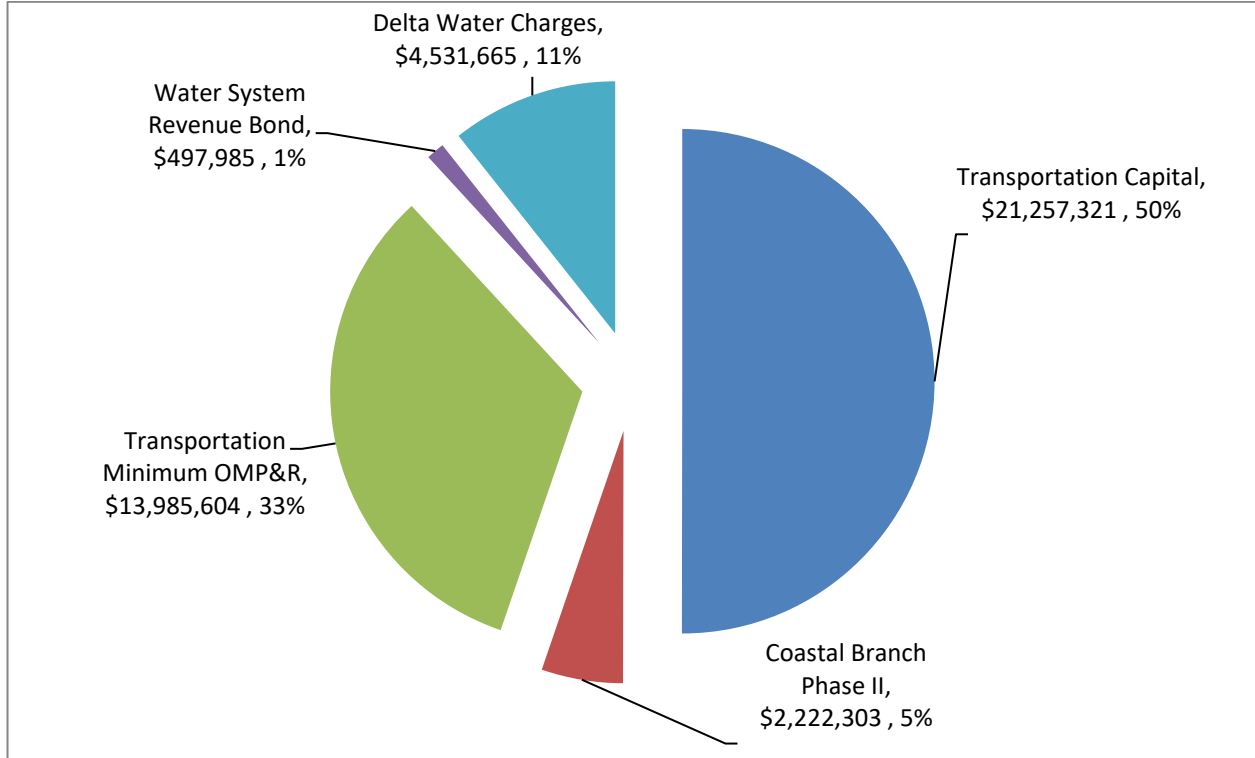
Please refer to the Water Treatment Plant section of the Budget for additional information on the regional water treatment plant allocation and Santa Ynez exchange agreement modifications.

Warren Act and Trust Fund Payments

The Preliminary FY 2024/25 Budget includes \$216,960 for Warren Act and Trust Fund MOU payments based on \$166.38 per acre foot for 1,304-acre feet of water to be delivered to Cachuma Lake.

DWR FIXED COSTS

The DWR fixed costs are comprised of the following cost components:



The FY 2024/25 DWR fixed charges, exclusive of DWR investment income, total \$42,494,877 which is \$881,412 higher than the FY 2023/24 Budget. The reasons for the cost component variances are described later in this report.

Transportation Capital

The Transportation Capital cost component covers the use of facilities to transport water to the vicinity of each State water contractor turnout. Generally, the charge represents each contractor’s proportionate share of the reimbursable capital costs and fixed operating costs.

The FY 2024/25 Transportation capital charges are increasing by \$2,028,440 due to the following:

Transportation Capital Budget-to-Budget Changes			
	FY 2023/24	FY 2024/25	Change
Calculated Component	\$ 23,696,592	\$ 24,030,139	\$ 333,547
Rate Management Credits	(2,712,382)	(1,471,123)	1,241,260
Prior Year amount due	2,084	-	(2,084)
Prior Year Overcollection Credit	(1,327,321)	(1,325,144)	2,177
Other Adjustments	20,707	23,449	2,742
Addtl Amount Due (Credit)	(58,729)	-	58,729
Debt Service Reserve Fund Credit	(392,070)	-	392,070
Total:	\$ 19,228,881	\$ 21,257,321	\$ 2,028,440

Coastal Branch Extension-Transportation Capital Reach 37 and 38

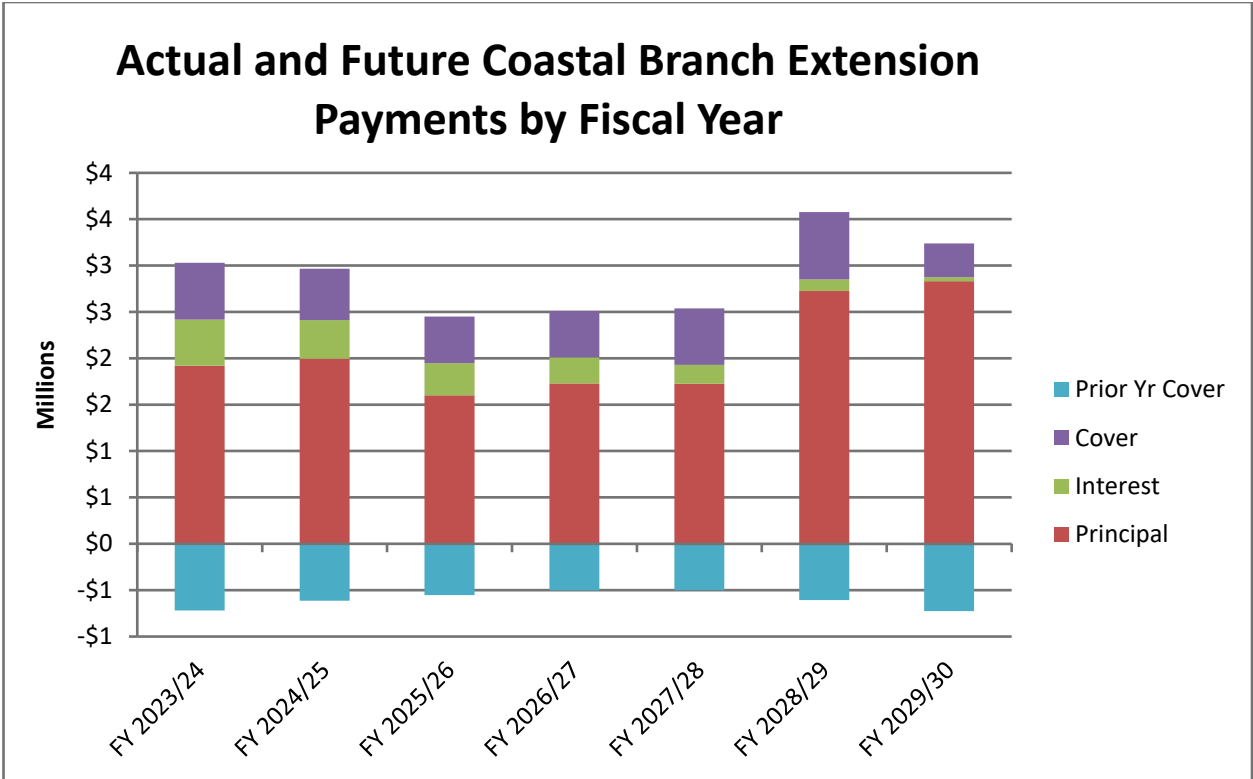
This represents the debt service for the Coastal Branch Extension bonds issued by DWR for the Coastal Branch Extension facilities in Santa Barbara County south of the Santa Maria River. CCWA is solely responsible for repayment of the debt service on these bonds to DWR. The charges are allocated according to DWR’s actual construction costs for the project with 51.84% allocated to Reach 37 and 48.16% allocated to Reach 38.

Coastal Branch Extension debt service payments for FY 2024/25 total \$2,222,303, which is \$631,070 higher than the prior year amount due to the following:

Coastal Branch Extension Debt Service			
	FY 2023/24	FY 2024/25	Change
Principal Payments	\$ 1,920,927	\$ 1,994,337	\$ 73,410
Interest Payments	495,546	418,073	(77,473)
Bond Cover	613,294	553,958	(59,336)
Rate Management Credits	(206,939)	(112,238)	94,701
Return of Prior Year Cover	(728,336)	(613,294)	115,042
Prior year amount due (credit)	(245,802)	(18,533)	227,269
Excess Reserve Fund Credits	(237,995)	-	237,995
Prior year amount due (credit)	(19,462)	-	19,462
Total:	<u>\$ 1,591,233</u>	<u>\$ 2,222,303</u>	<u>\$ 631,070</u>

Principal, Interest and Bond Cover Changes

Over the years, DWR has refinanced some of the original bonds used to finance these facilities and the resulting debt service repayment fluctuates significantly between years as can be seen in the following graph.



In addition to the revenue bond principal and interest, DWR also collects bond cover or an additional 25% of revenue bond payments as an additional security for the bond holders. DWR holds one year of bond cover and then returns the prior year bond cover payments as credits.

Transportation Minimum OMP&R

Transportation Minimum OMP&R charges are the operations and maintenance costs incurred by DWR to operate the State Water Project that generally do not depend on or vary with the quantities of water delivered to CCWA.

For FY 2024/25, total Transportation Minimum OMP&R charges are \$13,985,604, which is \$1,700,502 less than the prior year amount due to the following:

Transportation Minimum OMP&R			
	FY 2023/24	FY 2024/25	Change
Calculated Component	\$ 12,125,783	\$ 13,499,575	\$ 1,373,792
Prior Year (Over)/Under Collection	2,616,229	486,030	(2,130,200)
Addtl Amount Due (Credit)	1,758,404	-	(1,758,404)
Prior Year Amount Due (Credit)	(814,310)	-	814,310
Total:	\$ 15,686,106	\$ 13,985,604	\$ (1,700,502)

DWR estimates the calendar year charges for each Contractor and then reconciles or “trues-up” the actual charges incurred in the following year(s) resulting in either an over or under-payment of charges.

Water System Revenue Bond Surcharge

The Water System Revenue Bond Surcharge (WSRB) represents the difference between the capital payments to DWR from the Contractors and the actual revenue bond debt service payments paid by DWR. For FY 2024/25, the WSRB is \$437,708 lower than the prior year amount.

Delta Water Charge

The Delta Water Charge is a unit charge applied to each acre-foot of State water Table A. The unit charge covers repayment of all outstanding reimbursable costs of the DWR Project Conservation Facilities with appropriate interest, by the end of the State water contract repayment period in 2035.

The FY 2024/25 Delta Water Charge totals \$4,531,665, which is \$360,112 higher than the prior year amount for the following reasons.

<i>Delta Water Charge</i>			
	FY 2023/24	FY 2024/25	Change
Rate per acre-foot	\$ 102.53	\$ 101.45	\$ (1.08)
Delta Water Charge	4,663,686	4,614,555	(49,131)
Rate Management Credits	(151,827)	(82,890)	68,937
Prior year amount due (credit)	(340,306)	-	340,306
Total:	\$ 4,171,553	\$ 4,531,665	\$ 360,112

As the table above shows, the FY 2024/25 rate per acre-foot totals \$101.45, which is \$1.08/AF less than the prior year amount.

The FY 2024/25 rate includes an estimated \$20.00/AF increase for calendar year 2025 for potential other conservation and delta related facilities (\$10.00/AF on a fiscal year basis).

DWR VARIABLE COSTS

The DWR variable charges are comprised of the following two cost components:

- Off-Aqueduct Charge
- Variable OMP&R

Variable OMP&R Charges

Variable OMP&R costs basically represent power costs to pump the water and represent costs that are based on and vary with the amount of State water deliveries.

For 2024/25, the variable OMP&R charges total \$3,425,677, which is \$1,272,395 more than the prior year amount. The budget is based on estimated water deliveries of 11,978 acre-feet.

The cost per acre-foot for water deliveries in FY 2024/25 is estimated to be \$286/AF.

Variable Cost Per Acre-Foot Analysis

The Preliminary FY 2024/25 variable cost per acre-foot for Table A water is \$389.90 for the North County project participants and \$864.18 for South Coast project participants.

The Preliminary Budget for FY 2024/25 reflects 2,425 AF in exchange deliveries between Santa Ynez ID#1 and the South Coast exchange participants. The large decrease in the estimated cost per acre-foot for South Coast project participants is due to the development of SYPP Operational Matrix to aid in the cost estimate for pumping water to Lake Cachuma by delivery amount and by number of pumps used.

Total Payments Comparison by Project Participant

The following table shows the total budgeted payments by project participant for FY 2023/24 and total payments shown on the FY 2024/25 Preliminary Budget and the corresponding increase or (decrease).

Two-Year Total Combined Fixed and Variable Payments History by Project Participant

Project Participant	Total Payments FY 2023/24	Total Payments FY 2024/25	Change FY 2023/24 to FY 2024/25
Guadalupe	\$ 734,046	\$ 737,392	\$ 3,346
Santa Maria	21,292,758	22,601,803	1,309,045
Golden State Water Co.	722,008	749,974	27,966
Vandenberg SFB	8,444,833	8,518,003	73,170
Buellton	834,809	875,082	40,273
Santa Ynez (Solvang)	2,195,787	2,297,460	101,673
Santa Ynez	1,174,374	1,211,548	37,174
Goleta	7,838,427	7,344,795	(493,632)
Morehart Land	326,862	321,854	(5,008)
La Cumbre	1,621,145	1,774,945	153,800
Raytheon	68,638	66,573	(2,066)
Santa Barbara	4,377,647	4,601,779	224,132
Montecito	4,346,841	4,277,864	(68,977)
Carpinteria	2,955,975	2,941,881	(14,093)
Shandon	15,779	14,557	(1,222)
Chorro Valley	518,146	591,416	73,270
Lopez	553,885	539,121	(14,764)
TOTAL:	\$58,021,962	\$ 59,466,049	\$ 1,444,087

Note: Total Payments for FY 2023/24 include \$1,611,216 in additional DWR fixed costs billed after the release of the 2024 SOC Rebill in October 2023

Two-Year Total Fixed Payments History by Project Participant

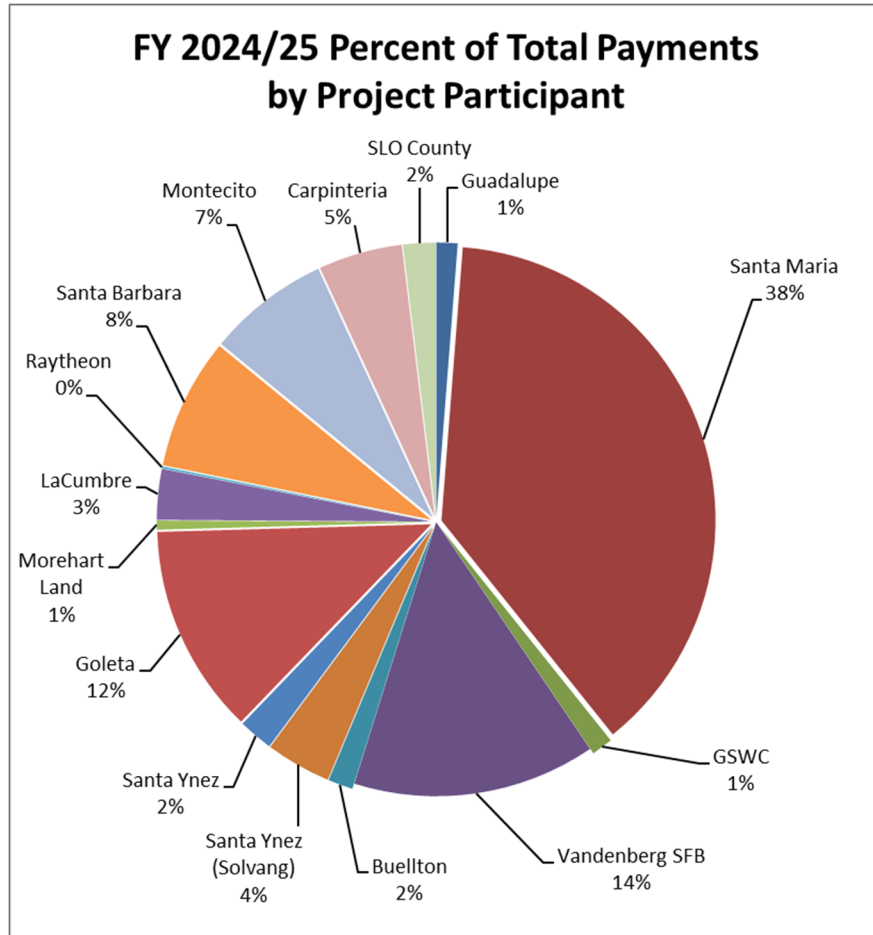
Project Participant	Total Payments FY 2023/24	Addtl DWR Fixed Payments FY 2023/24	Total Payments FY 2023/24	Total Payments FY 2024/25	Change FY 2023/24 to FY 2024/25
Guadalupe	\$ 679,975	\$ 17,416	\$ 697,391	\$ 691,821	\$ (5,569)
Santa Maria	19,980,008	700,737	20,680,745	20,653,598	(27,148)
Golden State Water Co.	645,258	10,186	655,444	647,098	(8,347)
Vandenberg SFB	7,236,494	204,597	7,441,091	7,665,545	224,454
Buellton	786,778	25,364	812,143	820,935	8,792
Santa Ynez (Solvang)	2,030,892	50,555	2,081,447	2,084,634	3,187
Santa Ynez	575,164	280,865	856,030	963,886	107,856
Goleta	6,736,161	97,928	6,834,089	6,746,920	(87,169)
Morehart Land	272,151	8,181	280,333	269,133	(11,200)
La Cumbre	1,403,604	18,662	1,422,267	1,399,029	(23,238)
Raytheon	66,309	2,329	68,639	60,527	(8,112)
Santa Barbara	4,189,175	55,296	4,244,471	4,174,949	(69,522)
Montecito	4,129,296	84,369	4,213,665	4,110,439	(103,227)
Carpinteria	2,756,935	54,729	2,811,664	2,743,797	(67,867)
Shandon	15,779	-	15,779	14,557	(1,222)
Chorro Valley	277,357	-	277,357	389,897	112,540
Lopez	317,442	-	317,442	339,075	21,634
TOTAL:	\$ 52,098,781	\$ 1,611,216	\$ 53,709,997	\$ 53,775,839	\$ 65,842

Two-Year Total Variable Payments History by Project Participant

Project Participant	Total CCWA Payments FY 2023/24	Total DWR Payments FY 2023/24	Total Warren Act Payments FY 2023/24	Total variable Payments FY 2023/24	Total variable Payments FY 2024/25	Change FY 2023/24 to FY 2024/25
Guadalupe	\$ 11,083	\$ 23,265	\$ -	\$ 34,348	\$ 44,398	\$ 10,049
Santa Maria	184,721	388,842	-	573,563	1,898,101	1,324,538
Golden State Water Co.	20,102	42,277	-	62,379	100,229	37,850
Vandenberg SFB	302,740	637,987	-	940,727	830,540	(110,187)
Buellton	6,846	14,396	-	21,242	52,754	31,512
Santa Ynez (Solvang)	34,445	72,724	-	107,169	207,351	100,182
Santa Ynez	-	-	-	-	-	-
Goleta	449,313	533,474	241,085	1,223,872	711,192	(512,680)
Morehart Land	20,548	19,233	13,976	53,757	57,728	3,972
La Cumbre	87,818	82,220	59,730	229,769	411,619	181,849
Raytheon	-	-	-	-	6,621	6,621
Santa Barbara	63,240	133,176	-	196,416	505,055	308,639
Montecito	63,240	133,176	-	196,416	221,029	24,613
Carpinteria	66,622	111,814	16,638	195,074	242,028	46,954
Shandon	-	-	-	-	-	-
Chorro Valley	240,789	-	-	240,789	201,519	(39,270)
Lopez	236,443	-	-	236,443	200,046	(36,397)
TOTAL:	\$ 1,787,950	\$ 2,192,585	\$ 331,429	\$ 4,311,965	\$ 5,690,209	\$ 1,378,245

FY 2024/25 Total Payments by Percentage

The following chart shows the percentage of total payments for FY 2024/25 by project participant.



Budget in Brief

Attached to this report is a "FY 2024/25 Preliminary Budget in Brief" which provides a snapshot of each major component of the proposed FY 2024/25 Preliminary Budget.

Budget Items Not Included in the Preliminary Budget

The following is a partial list of the items that are not included in the preliminary budget but will be included in the final budget.

- Ten Year Financial Plan
- Budget transmittal letter
- Appendix to the budget
- Miscellaneous charts and graphs
- Significant Accomplishments, Goals and Performance Measures

If you have specific questions that can be addressed before the meeting, please call me at 805-688-2292, extension 223.

DHM



Central Coast Water Authority FY 2024/25 Proposed Draft Budget in Brief

FY 2024/25 BUDGET SUMMARY


	FY 2023/24	FY 2024/25	Increase
	Budget	Budget	(Decrease)
CCWA Operating Expenses	\$ 12,330,339	\$ 12,662,916	\$ 332,577
DWR Fixed and Variable Costs	43,525,000	45,071,530	1,546,529
Capital Improvement & Non Capital Projects	2,806,978	2,060,730	(746,248)
Warren Act Charges	331,429	216,960	(114,469)
Subtotal	58,993,746	60,012,135	1,018,389
CCWA Credits	(971,784)	(546,086)	425,698
TOTAL :	\$ 58,021,962	\$ 59,466,049	\$ 1,444,086

\$1 million increase in the gross budget, excluding CCWA credits

CCWA OPERATING EXPENSES

	FY 2023/24	FY 2024/25	Increase
	Budget	Budget	(Decrease)
Personnel	\$ 6,309,955	\$ 6,799,750	\$ 489,795
Office Expenses	21,800	22,800	1,000
Supplies & Equipment	1,622,928	1,601,600	(21,328)
Monitoring Expenses	130,332	120,497	(9,835)
Repairs & Maintenance	326,140	377,800	51,660
Professional Services	2,126,169	1,501,203	(624,966)
General & Administrative	298,802	308,228	9,426
Utilities	640,818	923,080	282,262
Other Expenses	853,395	1,007,957	154,562
Total Operating Expense	\$ 12,330,339	\$ 12,662,916	\$ 332,577

Total operating expense increase of \$0.3 million inclusive of the following factors: \$490k increase in Personnel costs; \$21k decrease in supplies and equipment; \$625k decrease in professional services related to legal costs, G&A is higher by \$9k; \$155k increase in other expenses due to anticipated increase in insurance costs and increased computer expenses; \$52k increase in repairs and maintenance related to increased vehicle repair costs, and \$282k in increased utilities due to higher electric costs for SYPP and decreased water delivery requests.



DWR FIXED AND VARIABLE CHARGES

DWR Fixed cost increase of \$0.9 million due to increased costs in Transportation Capital of \$2 Million combined with an decrease of \$1.7 Million in Transportation Minimum OMP&R costs, \$425k increase in Delta Water charges, \$631k in Coastal Branch Phase II and offset by a decrease of \$438k in WSRB.

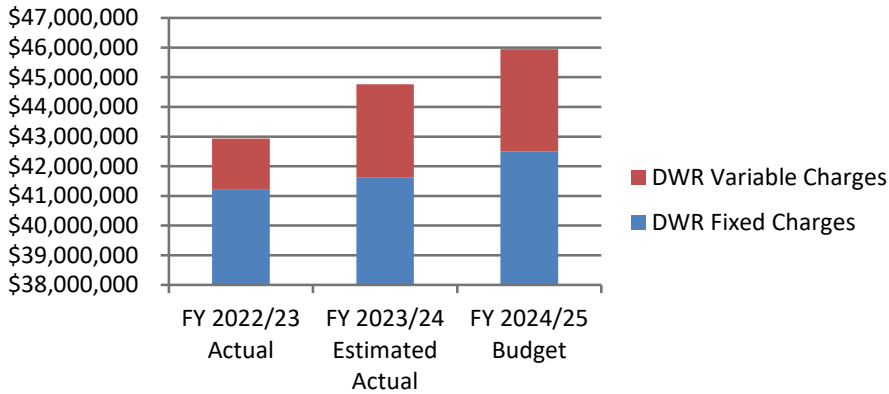
Transportation Capital
Coastal Branch Phase II
Transportation Minimum OMP&R
Water System Revenue Bond
Delta Water Charge
Subtotal Fixed DWR Charges

Off-Aqueduct Charges
Variable OMP&R
Subtotal Variable DWR Charges
DWR Account Investment Income
Total DWR Charges

	FY 2023/24	FY 2024/25	Increase
	Budget	Budget	(Decrease)
Transportation Capital	\$ 19,228,880	\$ 21,257,321	\$ 2,028,440
Coastal Branch Phase II	1,591,233	2,222,303	631,070
Transportation Minimum OMP&R	15,686,106	13,985,604	(1,700,502)
Water System Revenue Bond	935,693	497,985	(437,708)
Delta Water Charge	4,171,553	4,531,665	360,112
Subtotal Fixed DWR Charges	41,613,465	42,494,877	881,412
Off-Aqueduct Charges	39,304	21,220	(18,084)
Variable OMP&R	2,153,282	3,425,677	1,272,395
Subtotal Variable DWR Charges	2,192,585	3,446,897	1,254,311
DWR Account Investment Income	(281,050)	(870,244)	(589,194)
Total DWR Charges	\$ 43,525,000	\$ 45,071,530	\$ 1,546,529

DWR Variable cost increase of \$1.3M. over FY 2023/24 is largely due to an increase in the variable cost per AF.

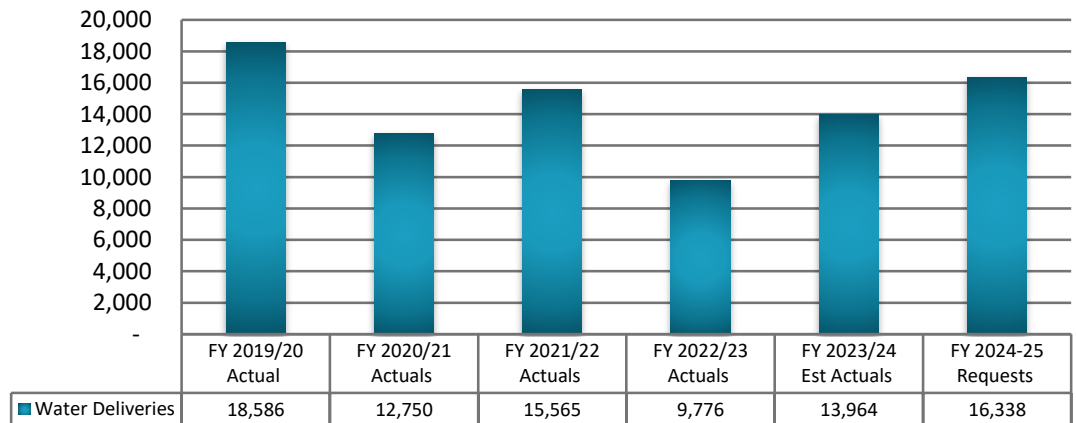
DWR Fixed and Variable Charges



The significant fluctuations in DWR fixed costs year-to-year is due to the DWR Transportation Minimum OMP&R cost component and its calculation for annual over and under-collections. Historically, the Transportation Minimum cost component of DWR Statement of Charges has been the most volatile DWR charge. The volatility is partly based on DWR's Statement of Charges being based on estimates and then reconciling or preparing a "true-up" based on the actual costs incurred.

DWR Delivery Allocation Percentage	
Calendar	
Year	Percentage
2013	60%
2014	5%
2015	20%
2016	60%
2017	85%
2018	35%
2019	75%
2020	20%
2021	5%
2022	15%
2023	100%
2024-Current	15%

Water Deliveries and Requests

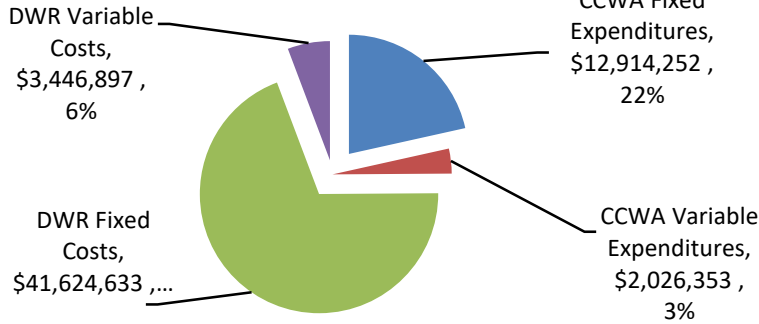


OTHER EXPENDITURES

	FY 2023/24 Budget	FY 2024/25 Budget	Increase (Decrease)
Capital Improvement & Non-Capital Projects	\$ 2,806,978	\$ 2,060,730	\$ (746,248)
Warren Act Charges	331,429	216,960	(114,469)
Total Other Expenditures	\$ 3,138,407	\$ 2,277,690	\$ (860,717)

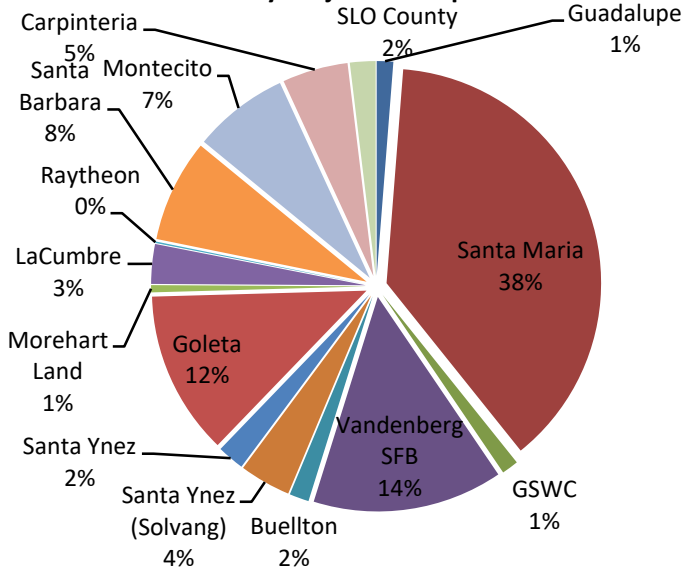
\$0.7M decrease in Capital & Non-Capital Projects; \$114k decrease in Warren Act Charges.

FY 2024/25 Budget Components



75% of the CCWA Budget is outside of the direct control of CCWA. DWR costs comprise 75% of the total CCWA Budget.

FY 2024/25 Percent of Total Payments by Project Participant



FY 2024/25 Variable Cost Per Acre-Foot

<u>Table A Water</u>	
North Santa Barbara County	\$ 389.90
South Santa Barbara County	\$ 864.18
<u>Santa Ynez Exchange Water</u>	
Santa Ynez ID#1	\$ 209.96
South Coast Exchange Participants	\$ 287.77

For more information, please contact the Central Coast Water Authority at (805) 688-2292 or visit our website at: ccwa.com



Bradbury Dam Spillway March 2023

Budget Foreword

The Budget Foreword section of the FY 2024/25 Budget contains the Budget Transmittal Letter, narrative discussion on the financial policies, goals and objectives of the Authority, an overview of the Authority's organizational structure, and the budget process.

Authority Overview

General Information

- Form of Government Joint Powers Authority
- Government Code Section Section 6500, Article 1, Chapter 5, Division 7, Title 1
- Date of Organization August 1, 1991
- Member Agencies 8
- Associate Members 1
- Areas served Santa Barbara County
San Luis Obispo County
- Project Participants 13 - Santa Barbara County
11 - San Luis Obispo County
- Estimated total population served 440,668 - Santa Barbara County
41,000 - San Luis Obispo County
- Fiscal Year End June 30th
- Santa Barbara County Table A 39,078 acre-feet
- Drought Buffer Table A 3,908 acre-feet
- San Luis Obispo County Table A 4,830 acre-feet

Operational Information

- Administrative Offices Buellton
- Water Treatment Plant Polonio Pass, Shandon
Capacity 50 million gallons per day
- Pumping Plant Santa Ynez
Capacity 13 million gallons per day
- Authority Pipeline (in miles) 42
- Coastal Branch Phase II Pipeline (in miles) 101
- Number of water storage tanks 7
- Number of turnouts 10
- Number of full-time equivalent Positions 32.25

Central Coast Water Authority

Reader's Guide

Fiscal Year 2024/25 Budget

The organization and presentation of the Central Coast Water Authority's fiscal year budget is designed to satisfy the needs of citizens, ratepayers, public officials and Authority employees. It is organized and structured to meet external and internal managerial needs. As a comprehensive management and balanced financial plan, this document describes the programs, services and resources being provided by the Authority as well as policies and long-term financial plans.

The Authority's budget is divided into the following nine (9) major sections with sub-sections included in each major section:

- I. **BUDGET FOREWORD** An introductory section that contains the budget transmittal letter; narrative discussion on the financial policies, goals and objectives of the Authority; and narrative discussion on the budget process.
- II. **BUDGET SUMMARY** A past, present and future overview of the Authority's budget and financial plans.
- III. **REVENUES AND SOURCES OF CASH** Narrative, graphs and spreadsheets describing the Authority's revenue and other sources of cash for the past and present fiscal year and revenue projections.
- IV. **DEPARTMENT OF WATER RESOURCES (DWR)** Narrative, graphs and spreadsheets describing the DWR charges which are paid by the member agencies and other project participants of the Authority.
- V. **OPERATING EXPENSES** The operating expense section of the budget is comprised of the Administration, Water Treatment Plant, and Distribution Departments and includes narrative discussion on the operating expenses for each department as well as graphs and spreadsheets.
- VI. **PROJECTS** The projects section of the budget is comprised of the Capital, Non-Capital and Extraordinary Projects and includes a narrative discussion on the capitalization criteria and funding detail
- VII. **RESERVES AND CASH MANAGEMENT** The reserves and cash management section includes information regarding the Authority's O&M reserve fund, rate coverage reserve fund, DWR reserve fund, and cash management information.
- VIII. **TEN YEAR FINANCIAL PLAN** The ten year financial plan section of the budget provides the ten year pro forma projections for each project participant.
- IX. **APPENDIX** The appendix includes a glossary of terms, acronyms and other items relevant to the Authority's budget.

To aid the reader in finding specific information quickly, a Table of Contents is provided at the beginning of this document.



April 25, 2024

Board of Directors
Central Coast Water Authority

Dear Members of the Board:

Submitted herewith is the Fiscal Year (FY) 2024/25 Budget for the Central Coast Water Authority. This letter of transmittal presents the budget highlights and addresses the main points and major decisions made in compiling this document. As CCWA's policy makers, you play a critical role in making decisions regarding the direction the organization will take in FY 2024/25.

The basic purpose of the budgetary process is to determine CCWA activities and projects to be undertaken and to identify resources and revenues available to fund them. In addition, the budget is more than just a financial document. The budget represents a process through which CCWA pursues for the ensuing year are established.

Financial control is the traditional function of a budget. This comprehensive budget also contains a vast amount of additional information including manpower requirements, equipment needs, and programs and services being provided. This level of detail provides you an opportunity to identify all the resources needed to accomplish CCWA's goals and objectives.

The budget also serves as a guide for policy implementation, making it a thorough and valuable document.

For twenty-six consecutive years, CCWA has received the Government Finance Officers Association (GFOA) "Distinguished Budget Presentation" award." We will also submit the FY 2024/25 Budget for consideration of the GFOA budget award.

AN OVERVIEW OF LAST FISCAL YEAR

The following are some of the major highlights from FY 2023/24:

Water Deliveries

Total deliveries during FY 2023/24 by CCWA to the Santa Barbara and San Luis Obispo County project participants are estimated to be 13,964 acre-feet compared to the actual FY 2022/23 deliveries of 9,776 acre-feet. The graph on the following page shows water deliveries for the last ten fiscal years.

Eric Friedman
Chairman

Jeff Clay
Vice Chairman

Ray Stokes
Executive Director

Brownstein Hyatt
Farber Schreck
General Counsel

Member Agencies

City of Buellton

Carpinteria Valley
Water District

City of Guadalupe

City of Santa Barbara

City of Santa Maria

Goleta Water District

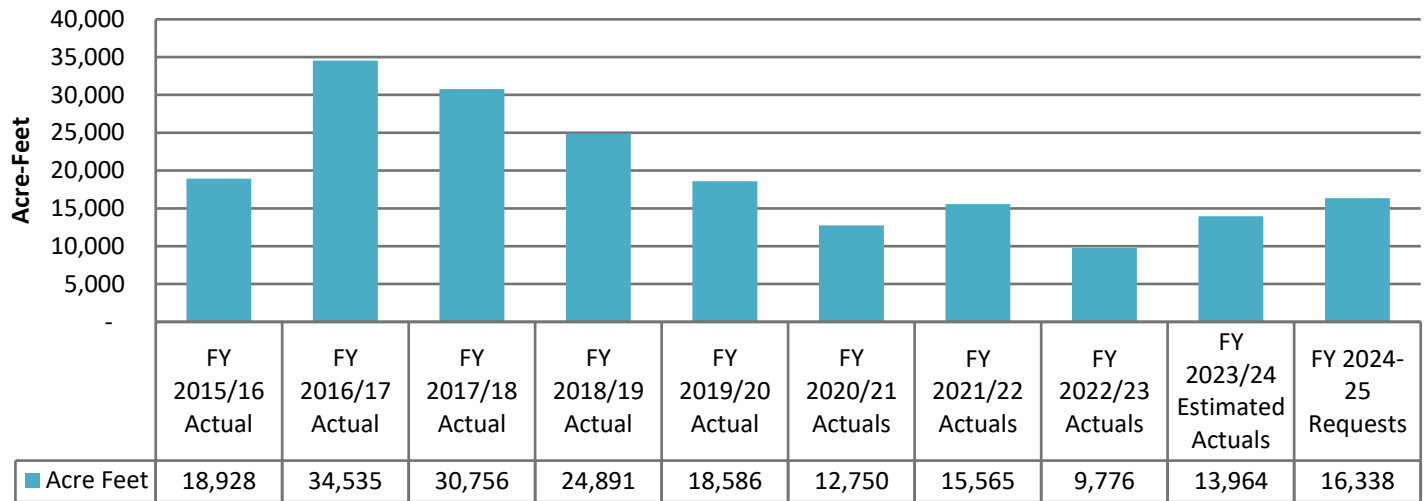
Montecito Water District

Santa Ynez River Water
Conservation District,
Improvement District #1

Associate Member

La Cumbre Mutual
Water Company

Historical Water Deliveries (Acre-Feet)



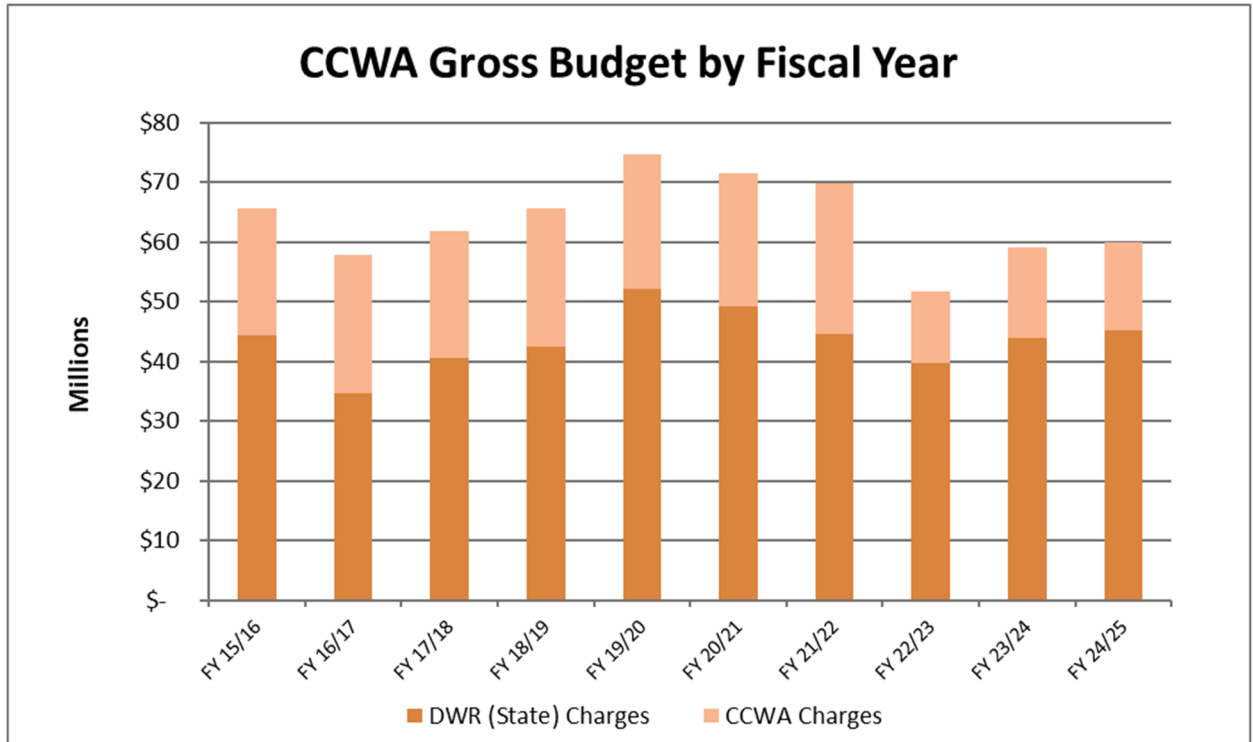
CCWA Credits

Actual CCWA operating expenses for FY 2023/24 are anticipated to be approximately \$2.2 million less than the budgeted amounts. CCWA estimates receipt of \$0.7 million as investment income. Estimated personnel expenses are \$0.5 million less than the approved budget due to savings in vacant positions; variable chemical expenses are \$0.4 million lower due to reduced water deliveries; legal costs are estimated with a \$0.3 million in carryover amount into FY 2024/25; and dues, memberships and employee training are \$0.1 million less than the budgeted amounts.

These unexpended operating assessments will either be returned to the CCWA project participants as a credit in FY 2024/25, or transferred to the DWR Reserve Fund based on the election of each participant.

CCWA Budget History

The following graph shows the CCWA gross budget (total budget excluding CCWA credits and prepayments) broken down between CCWA costs and DWR costs from FY 2015/16 to FY 2024/25.



Awards and Competitions

Over the past year, CCWA received the GFOA “Distinguished Budget Presentation” award for the FY 2023/24 Budget and the GFOA “Excellence in Financial Reporting” award for the FY 2022/23 Comprehensive Annual Financial Report.

AN OVERVIEW OF THIS FISCAL YEAR

Water Delivery Projections

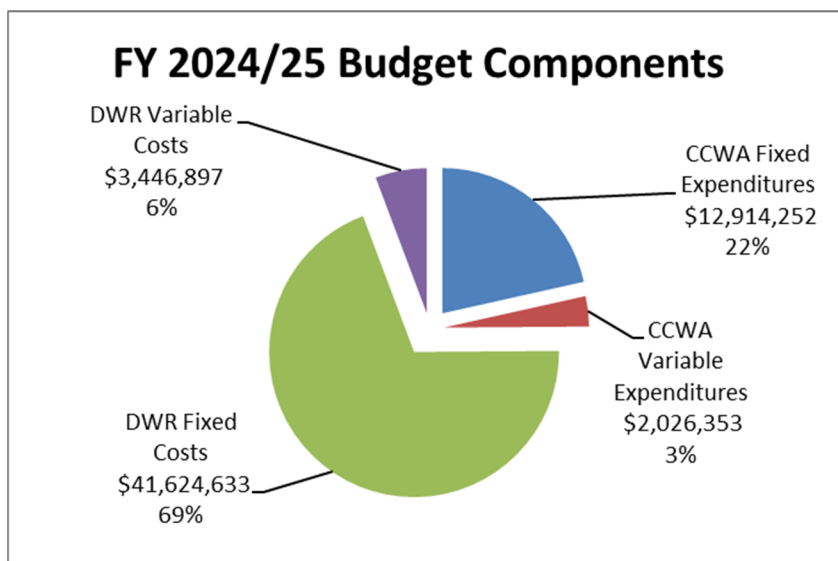
For calendar years 2024 and 2025, Santa Barbara and San Luis Obispo County project participants have requested State water deliveries of 15,656 and 17,534 acre-feet, respectively.

Department of Water Resources Activities and Related Costs

During FY 2024/25, CCWA staff will continue to work through the State Water Contractor (SWC) board and committees that interact with the Department of Water Resources (DWR) which impact CCWA and the California water agencies as a whole. There are many significant issues on which DWR and the SWC are working which have water supply, operational, and fiscal impacts on CCWA. Some of these activities could potentially have a significant fiscal impact to CCWA in the current and future years. Therefore, staff will place a high priority on working through the various available venues to minimize the fiscal impacts to CCWA and ensure that we continue to meet our goal of providing reliable, high quality supplemental water.

FY 2024/25 BUDGET SUMMARY

The FY 2024/25 budget calls for total project participant payments of \$59.4 million compared to the FY 2023/24 budget of \$58 million, a \$1.4 million increase. These amounts include \$0.5 million in CCWA credits for FY 2024/25. The following graph shows the breakout of the various cost components in the CCWA FY 2024/25 Budget:



The following table compares the total FY 2024/25 Budget and the FY 2023/24 Budget:

Budget Item	Final FY 2023/24 Budget	Draft FY 2024/25 Budget	Increase (Decrease)
<u>CCWA Expenses</u>			
CCWA Operating Expenses - Fixed	\$ 10,542,387	\$ 10,636,562	\$ 94,175
CCWA Operating Expenses - Variable	1,787,951	2,026,353	238,402
Capital/Non-Capital Projects	2,806,978	2,060,730	(746,248)
<u>Pass-Through Expenses</u>			
DWR Fixed Costs	41,332,415	41,624,633	292,218
DWR Variable Costs	2,192,585	3,446,897	1,254,312
Warren Act and Trust Fund Payments	331,429	216,960	(114,469)
Total Pass-Through Expenses:	43,856,429	45,288,489	1,432,060
Subtotal Gross Budget:	58,993,745	60,012,135	1,018,390
CCWA (Credits) Due	(971,784)	(546,086)	425,698
TOTAL:	\$ 58,021,961	\$ 59,466,049	\$ 1,444,088

CCWA Operating Expense Budget

The FY 2024/25 CCWA operating expense budget total is \$12.7 million, or approximately 25% of the total CCWA budget. This is a \$.33 million increase over the FY 2023/24 operating expense budget, a 2.7% increase.

The following table shows CCWA operating expenses by the expense type for FY 2024/25 and FY 2023/24 and the changes from the prior fiscal year budget along with the allocation between the fixed and variable expenses.

Account Name	FY 2023/24 Budget	FY 2024/25 Budget	Change from FY 2023/24 Budget	Percent Change FY 2023/24 Budget
Personnel Expenses	\$ 6,309,953	\$ 6,799,750	\$ 489,797	7.76%
Office Expenses	21,800	22,800	1,000	4.59%
Supplies and Equipment	1,622,928	1,601,600	(21,328)	-1.31%
Monitoring Expenses	130,332	120,497	(9,835)	-7.55%
Repairs and Maintenance	326,140	377,800	51,660	15.84%
Professional Services	2,126,169	1,501,203	(624,966)	-29.39%
General and Administrative	298,803	308,228	9,426	3.15%
Utilities	640,818	923,080	282,262	44.05%
Other Expenses	828,377	982,939	154,562	18.66%
Turnouts	25,018	25,018	-	0.00%
Total Operating Expenses	\$ 12,330,338	\$ 12,662,916	\$ 332,578	2.70%
Fixed Operating Expenses ⁽¹⁾	\$ 10,542,387	\$ 10,636,562	\$ 94,175	0.89%
Variable Operating Expenses	1,787,951	2,026,353	238,402	13.33%
Total Operating Expenses	\$ 12,330,338	\$ 12,662,916	\$ 332,578	2.70%

(1) Does not include Capital and Non-Capital Projects.

Additional highlights and detailed explanations are available in the operating expenses and departmental sections of the budget.

CCWA Capital Improvement Projects

The FY 2024/25 Budget includes \$2,060,730 for capital improvement and non-capital projects, a \$746,248 decrease over the prior year amount. All capital improvement and non-capital projects are funded on a current basis from project participant assessments.

Please refer to the “*Project*” section of this FY 2024/25 Budget for additional information on the budgeted capital improvement and non-capital projects.

Warren Act and Trust Fund Payments

The FY 2024/25 Budget includes \$216,960 for Warren Act and Trust Fund MOU payments based on \$166.38 per acre foot for 1,304 acre feet of water to be delivered to Cachuma Lake.

CCWA Credits

The FY 2024/25 budget includes the following credits:

O&M Reserve Fund Interest Income	\$	39,298
Rate Coverage Reserve Fund Interest		285,622
Credit payable		208,503
Prepayments and Other Credits		12,663
Total	\$	546,086

DWR Charges


The FY 2024/25 DWR fixed charges total \$42 million, which is \$0.3 million more than the FY 2023/24 Budget. The DWR variable charges total \$3.5 million, which is \$1.3 million more than the prior year amount.

Please refer to the DWR section of the budget for a detailed discussion on the DWR charges.

CONCLUSION

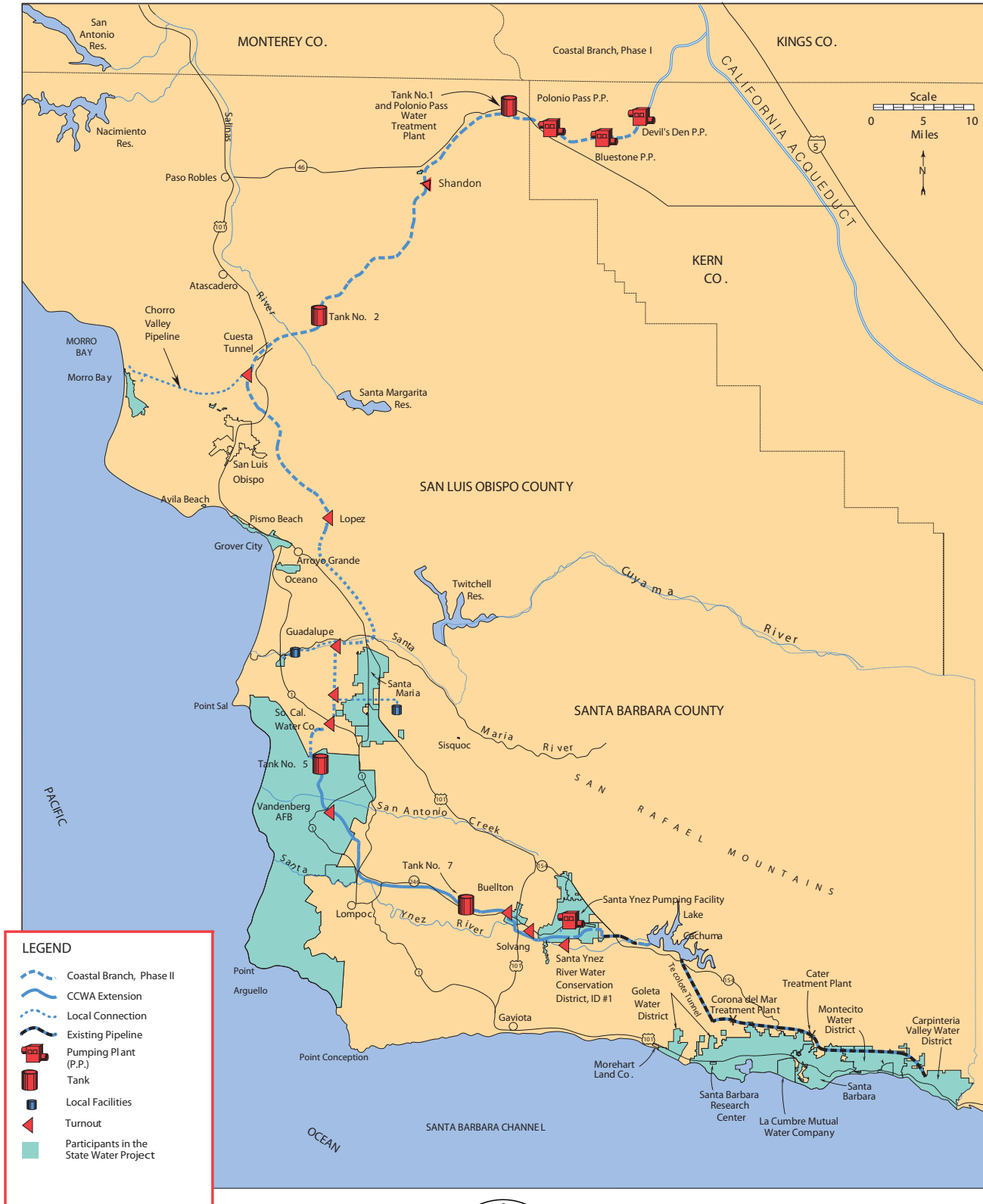
We are proud of the many accomplishments achieved during the past year through the combined efforts of CCWA staff and project participants. We look forward to successfully overcoming the challenges of the upcoming year.

Sincerely,



Ray Stokes
Executive Director

Project Map



Central Coast Water Authority
Organization Overview, Structure and Staffing
Fiscal Year 2024/25 Budget

The Authority is a public entity duly organized and existing under a Joint Exercise of Powers Agreement – Central Coast Water Authority, dated as of August 1, 1991, by and among nine public agencies in Santa Barbara County, two of which have subsequently merged. The members entered into the Agreement to exercise their common power to acquire, construct, operate and maintain works and facilities for the development and use of water resources and water rights including without limitation, works and facilities to divert, store, pump, treat and deliver water for beneficial uses. In particular, the members expressed their desire to create the Authority to finance, develop, operate, and maintain the Authority’s facilities for their mutual benefit and to act on behalf of the members with respect to the Department of Water Resources (DWR) facilities. The Authority currently has a staff of 28 full-time and 3 part-time employees.

The Authority is presently composed of eight members, all of which are public agencies: the Cities of Buellton, Guadalupe, Santa Barbara and Santa Maria, Carpinteria Valley Water District, Goleta Water District, Montecito Water District and Santa Ynez River Water Conservation District, Improvement District No. 1 (in which the City of Solvang is located). (A founding member of the Authority, the Summerland Water District, was merged into the Montecito Water District.) In addition, the Authority has an Associate Member, the La Cumbre Mutual Water Company. Each member appoints a representative to the Authority’s Board of Directors. San Luis Obispo County Flood Control and Water Conservation District (SLOCFCWCD and/or San Luis Obispo Water Purchasers) has expressed an interest in joining the Authority. However, any decision to do so must be approved by the unanimous vote of the present members.

The member agencies are represented on the CCWA Board of Directors by an individual chosen by each public entity’s Board or City Council. Each vote on the Authority’s Board of Directors is weighted roughly in proportion to the entity’s allocation of State water entitlement. The following table outlines the voting percentage for each member of the CCWA Board of Directors.

Central Coast Water Authority
Organization Overview, Structure and Staffing
Fiscal Year 2024/25 Budget

Board of Directors Voting Percentages

City of Guadalupe	1.15%
City of Santa Maria	43.19%
City of Buellton	2.21%
Santa Ynez RWCD, Improvement District #1	7.64%
Goleta Water District	17.20%
City of Santa Barbara	11.47%
Montecito Water District	9.50%
Carpinteria Valley Water District	<u>7.64%</u>
TOTAL	100.00%

CCWA Committees

There are two Authority committees. They consist of the Personnel Committee and Operating Committee.

The Operating Committee is composed of the general managers, city administrators and water supply managers of the various water agencies and cities served by the Authority. The Operating Committee typically meets once a month to act on matters such as project construction, operations and financial issues and recommends actions to the Authority's Board of Directors.

Santa Barbara County Project Participants

Each Santa Barbara County project participant is a water purveyor or user located in Santa Barbara County which obtained contractual rights to receive water from the State Water Project prior to 1991. Those rights have been assigned to the Authority pursuant to the terms of the Water Supply Agreements.

Central Coast Water Authority
Organization Overview, Structure and Staffing
 Fiscal Year 2024/25 Budget

Santa Barbara County Project Participant Table A Amounts

<u>Agency</u>	<u>Table A ⁽¹⁾</u>
City of Buellton	578
Carpinteria Valley Water District	2,000
Goleta Water District	4,500
City of Guadalupe	550
La Cumbre Mutual Water Company	1,000
Montecito Water District	3,000
Morehart Land Company	200
City of Santa Barbara	3,000
Raytheon Systems Company (SBRC)	50
City of Santa Maria	16,200
Santa Ynez River W.C.D., ID #1	2,000
Golden State Water (SCWC)	500
Vandenberg Space Force Base	<u>5,500</u>
TOTAL	39,078

(1) In acre-feet per year. The amounts do not include the Authority's 3,908 acre-feet per year "drought buffer" entitlement and 2,500 acre-feet per year additional entitlement which has been acquired by Goleta Water District.

San Luis Obispo County Water Purchasers

Each San Luis Obispo County water purchaser is a water purveyor or user located in San Luis Obispo County which obtained contractual rights from San Luis Obispo County Flood Control and Water Conservation District (SLOCFCWCD) to receive water from the State Water Project.

Central Coast Water Authority
Organization Overview, Structure and Staffing
 Fiscal Year 2024/25 Budget

San Luis Obispo County Project Participant Table A Amounts

<u>Agency</u>	<u>Table A</u>
Avila Beach Community Services District	100
Avila Valley Mutual Water Co., Inc.	20
California Men’s Colony (State)	400
County of SLO C.S.A. No. 16, I.D. #1	100
County of SLO (Op. Center & Reg. Park)	425
City of Morro Bay	1,313
Oceano Community Services District	750
City of Pismo Beach	1,240
San Luis Coastal Unified School District	7
San Miguelito Mutual Water Company	275
SLO Co. Comm. Coll. District (Cuesta College)	<u>200</u>
TOTAL	4,830

Water Supply Agreements

Each Santa Barbara County project participant has entered into a Water Supply Agreement with the Authority in order to provide for the development, financing, construction, operation and maintenance of the Authority’s facilities and to designate the Authority to act on behalf of the Santa Barbara County project participants with respect to the DWR facilities. The purpose of the Water Supply Agreements is to assist in carrying out the purposes of the Authority with respect to the Authority project by (1) requiring the Authority to sell, and the Santa Barbara County project participants to buy, a specified amount of project allotment from the Authority, and (2) assigning the Santa Barbara County project participants’ Table A rights in the State Water Project to the Authority.

Local Water Treatment Agreements

Each San Luis Obispo County water purchaser has entered into a Local Water Treatment Agreement with SLOCFCWCD and SLOCFCWCD has entered into the Master Water Treatment Agreement with the Authority to cause the Authority to provide for the development, financing, construction, operation and maintenance of the Authority’s facilities. The purpose of the Local Water Treatment Agreements is to provide the terms and conditions of the treatment of the San Luis Obispo County water purchaser’s water to be delivered from the State Water Project and to provide for the financing of certain local improvements.

Central Coast Water Authority
Organization Overview, Structure and Staffing
Fiscal Year 2024/25 Budget

State Water Project

The State Water Project is one of the largest water supply projects undertaken in the history of water development. It encompasses a complex of reservoirs, pumping plants, power plants, canals, and tunnels owned and operated by the DWR. State water, which primarily originates north of the Sacramento-San Joaquin Delta, is transported from the Delta to serve water contractors in the San Francisco Bay area, the San Joaquin Valley, and Southern California. All of the initially planned 642-mile aqueduct and pipeline system is operational with the last 100 miles of the Coastal Branch Phase II substantially completed and placed into operation in August 1997.

DWR has previously completed what is known as the Coastal Branch Phase I, which branches off the California Aqueduct in the southwestern corner of Kings County near Interstate 5. The Coastal Branch Phase I is a 15-mile canal that ends near Devils Den in northwestern Kern County.

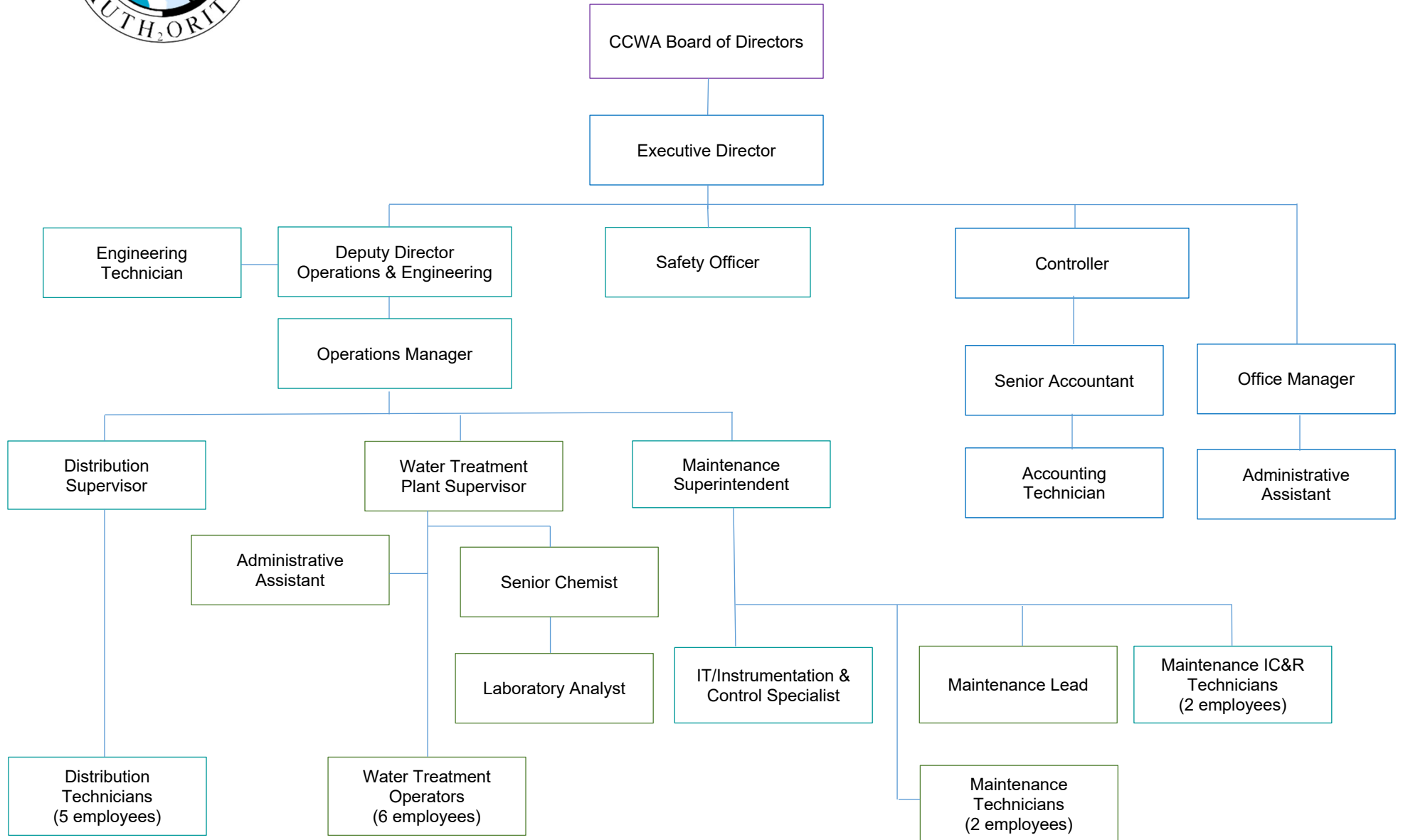
The Coastal Branch Phase II pipeline, which was constructed by DWR between 1995 and 1997 to supply State water to San Luis Obispo and Santa Barbara Counties, runs from the Coastal Branch Phase I terminus over the coastal mountains to and through the County of San Luis Obispo to a terminus in northern Santa Barbara County. Its largest diameter is 57 inches between the Devils Den Pumping Plant and Tank 1 and its smallest diameter is 42 inches along the southerly-most 48 miles.

The CCWA Extension begins at a diameter of 39 inches at Tank 5, continuing south to a point near Lompoc where it turns east, reducing to a diameter of 30 inches along the way. Water flows by gravity to the Santa Ynez Pumping Plant. At this facility, the chloramines used for disinfection are removed (a process called dechloramination) and the water is then pumped into Lake Cachuma through a 30-inch diameter pipe that was originally used to deliver Cachuma Project water to the Santa Ynez River Water Conservation District, Improvement District No. 1.

The water treatment plant receives raw water from the Coastal Branch Phase II and, after treatment, returns the water to the Coastal Branch Phase II. The plant is sized at 50 million gallons per day to accommodate the maximum annual entitlement of both counties. The plant uses conventional modern treatment units for filtration and disinfection of surface water in conformance with the relevant regulations of the California Department of Public Health.

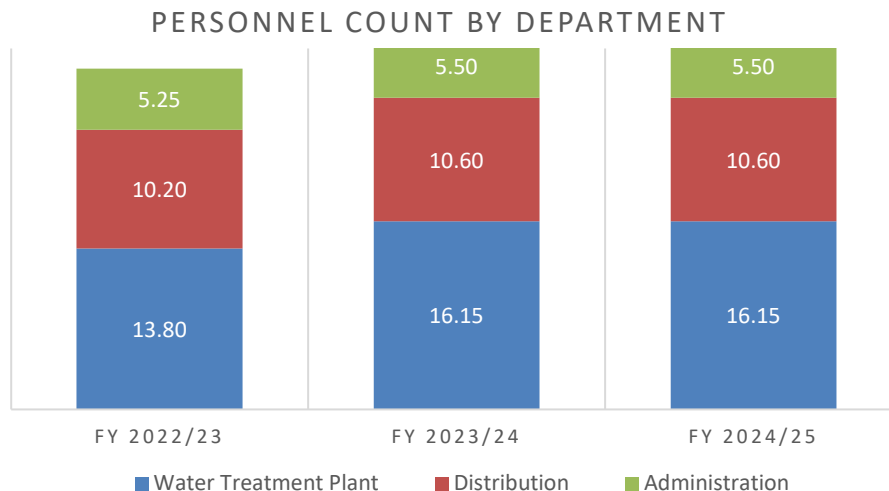


Central Coast Water Authority Organization Chart FY 2024/25



Central Coast Water Authority
Personnel Count Summary
All Departments
 Fiscal Year 2024/25 Budget

PERSONNEL COUNT SUMMARY					
Position Title	Number Authorized FY 2022/23	Number Authorized FY 2023/24	Number Requested FY 2024/25	Change Over FY 2022/23	Change Over FY 2023/24
Executive Director	1.00	1.00	1.00	-	-
Deputy Director of Operations	1.00	1.00	1.00	-	-
Operations Manager	-	1.00	1.00	1.00	-
Safety Officer	1.00	1.00	1.00	-	-
Controller	1.00	1.00	1.00	-	-
Deputy Controller	1.00	-	-	-	-
Office Manager	1.00	1.00	1.00	-	-
Administrative Assistant	1.50	1.50	1.50	-	-
Senior Accountant	-	1.00	1.00	-	-
Accounting Technician	0.75	0.75	0.75	-	-
WTP Supervisor	1.00	1.00	1.00	-	-
Distribution Supervisor	1.00	1.00	1.00	-	-
Maintenance Superintendent	1.00	1.00	1.00	-	-
Maintenance Foreman	1.00	1.00	1.00	-	-
Senior Chemist	1.00	1.00	1.00	-	-
Laboratory Analyst	1.00	1.00	1.00	-	-
IT/Instrumentation & Control Specialist	1.00	1.00	1.00	-	-
Engineering Technician	1.00	1.00	1.00	-	-
Maintenance Technician	2.00	2.00	2.00	-	-
Maintenance/IC&R Technician	2.00	2.00	2.00	-	-
WTP Operator	5.00	5.00	5.00	-	-
Distribution Technician	5.00	5.00	5.00	-	-
WTP Operator trainee	-	1.00	1.00	1.00	-
TOTAL:	30.25	32.25	32.25	2.00	-



Central Coast Water Authority

Budget Process

Fiscal Year 2024/25 Budget

Fiscal Year Budget

The Authority's fiscal year budget is one of the most important documents prepared by the Authority. Through the process of planning and preparing the budget, the Authority is given the opportunity to reassess its plans and goals for the coming and future years. The process also provides direction for management and staff.

In December of each year, the Authority's staff prepares a list of goals and objectives by department and general area of responsibility. The annual goals and objectives are reviewed by the Executive Director and refined as appropriate. The goals are then presented to the Board of Directors.

Ten Year Financial Plan

The Ten Year Financial Plan is prepared to provide the project participants pro forma projections of the Authority's expenditures and includes projections for both the CCWA and DWR portions of the budget. DWR provides projections for each of these years for both the fixed and variable costs, and the CCWA expenses are generally projected with a 5% inflation factor to all operating expenses.

The Ten Year Financial Plan is prepared only as an informational tool and is not formally adopted by the Board of Directors. The financial plan is presented to the Operating Committee and is used by the member agencies and other project participants for their planning and long-term budgeting purposes.

The various components of the budget are compiled, including "pass-through" charges from the Department of Water Resources (DWR) and Warren Act charges paid to the U.S. Bureau of Reclamation (*see the Revenues and Sources of Cash section for a description of Warren Act Charges*). While these expenditures are not considered expenses for the Authority, the charges are collected by the Authority and paid to the respective agencies; therefore, they are included in the budget.

The requested budget is prepared recognizing the Board approved organization-wide and departmental goals. All Authority goals must be funded within the budget to allow each goal to be accomplished. Stated another way, there are no unfunded mandates.

Committee Review of the Budget

The initial review of the budget is presented to the Operating Committee each March for input to staff regarding the requested budget. As required by California's Brown Act and

Central Coast Water Authority

Budget Process

Fiscal Year 2024/25 Budget

Public Records Act, both meetings are posted at least 72 hours, and typically one week, in advance of the meetings inviting the public to attend and provide input regarding the proposed budget.

Board Adoption of the Fiscal Year Budget

Initial review of the preliminary budget by the Board of Directors occurs during its March regular meeting. The Board reviews the proposed budget and makes changes as it deems appropriate. After staff amends the budget reflecting the Board's direction, the amended budget is then resubmitted to the Board for final review and adoption. This process may continue until staff and the Board have reached a budget suitable for Board approval. Approval of the final budget typically occurs at the regular April Board meeting. The budget is approved by motion and majority vote of the Board. All of these meetings are posted for public participation.

Budget Amendment Process

The budget may only be amended during the year by Board action. This process involves requests by staff to the Board for additional funding. The Board considers the requests of staff at regularly scheduled meetings and approves or rejects the requests by motion and majority vote.

CCWA Financial Schedule FY 2024/25

The Financial Schedule on the following page provides a graphical overview of the major financial milestones that occur for the budget preparation and the corresponding revenue and expenditure cycles.

Central Coast Water Authority

Budget Process

Fiscal Year 2024/25 Budget

**CCWA Budget Planning Schedule
FY 2024/25 Budget**

January	February	March	April
S M T W T F S	S M T W T F S	S M T W T F S	S M T W T F S
1 2 3 4 5 6	1 2 3	1 2	1 2 3 4 5 6
7 8 9 10 11 12 13	4 5 6 7 8 9 10	3 4 5 6 7 8 9	7 8 9 10 11 12 13
14 15 16 17 18 19 20	11 12 13 14 15 16 17	10 11 12 13 14 15 16	14 15 16 17 18 19 20
21 22 23 24 25 26 27	18 19 20 21 22 23 24	17 18 19 20 21 22 23	21 22 23 24 25 26 27
28 29 30 31	25 26 27 28 29	24 25 26 27 28 29 30 31	28 29 30

May	June	July
S M T W T F S	S M T W T F S	S M T W T F S
1 2 3 4	1	1 2 3 4 5 6
5 6 7 8 9 10 11	2 3 4 5 6 7 8	7 8 9 10 11 12 13
12 13 14 15 16 17 18	9 10 11 12 13 14 15	14 15 16 17 18 19 20
19 20 21 22 23 24 25	16 17 18 19 20 21 22	21 22 23 24 25 26 27
26 27 28 29 30 31	23 24 25 26 27 28 29 30	28 29 30 31

- | | |
|--|---|
| <ul style="list-style-type: none"> Receive DWR Statement of Charges (for following calendar year) Prepare Draft Budget Submit Preliminary Budget to Operating Committee Submit Preliminary Budget to Board of Directors Board Approval of Final Budget Beginning of 2024/25 Budget Expenditure Cycle | <ul style="list-style-type: none"> July 1, 2023 November 1, 2023- February 29, 2024 March 14, 2024 March 28, 2024 April 25, 2024 July 1, 2024 |
|--|---|

Central Coast Water Authority
Financial Reporting Basis
Fiscal Year 2024/25 Budget

Budget Reporting

For budgetary reporting purposes, the Central Coast Water Authority uses the modified accrual basis of accounting.

Under the modified accrual basis of accounting, revenues are recognized when they become measurable and available. “Measurable” means the amount of the transaction can be determined and “available” means collectible within the current period or soon enough thereafter to be used to pay liabilities of the current period. Expenditures are recognized in the accounting period in which the liability is incurred. Non-cash expense items such as depreciation expense for fixed assets and accrued compensated absences are excluded from the budget.

The Authority operates under one fund for budgetary purposes. However, the Authority’s various departments and budget preparation are segregated into sub-sections as follows:

Administration

Water Treatment Plant

Distribution

CCWA Reaches

Mission Hills II
Santa Ynez I
Santa Ynez II

DWR Reaches

Reach 33B
Reach 34
Reach 35
Reach 37
Reach 38

For further information on the various cost centers within the Distribution Department subsection, please see the discussion of financial reaches in the section titled “Distribution Department.”

Financial Statement Reporting

The Authority operates as a proprietary fund-type and uses the modified accrual basis of accounting. All proprietary fund-types are accounted for on a flow of economic resources measurement focus. Under this measurement focus, all assets and liabilities associated with the operation of these funds are included on the statement of net position. Where appropriate, net total assets (i.e., fund equity) are segregated into contributed capital and retained earnings. Proprietary fund-type operating statements present increases (revenues) and decreases (expenses) in net position.

Central Coast Water Authority
Budget Policy and Strategy
Fiscal Year 2024/25 Budget

The Fiscal Year 2024/25 Budget document has been prepared after analyzing, evaluating, and justifying both the financial and non-financial objectives and goals of the Authority for the current year and beyond. The Authority's budget is a comprehensive document which enables the Board of Directors and Authority staff to evaluate the Authority's past and future.

The Authority's management believes that a successful budget should contain the following ingredients for it to be useful to the individuals using the information:

1. **Worthy Purpose** - There should be clear goals for the budget. The goals and objectives of the Authority should dictate the Authority's budget.
2. **Participative Ownership** - Budget ownership and the motivation to make it work will only occur when there is significant decision making involvement at the levels of implementation.
3. **Reporting System** - A good budgeting system must be fully integrated with the Authority's reporting (i.e., accounting) system. That is, the accounting system and the budgeting system should be consistent in account classifications and methods of accounting for data, time periods, etc. Ease of understanding is enhanced when the budgeted data and the accounting system mirror each other.
4. **Support of Management** - In any well-organized budgeting system, support from top management is essential for the system to be effective. By being involved in establishing the budget concepts and procedures as well as reviewing budget variations, the Board will lend support to the rest of the Authority and create acceptance and promote effective use of the budgeting system by all.

BUDGET POLICIES

- The primary budgetary objective is to provide the highest possible level of service to the Authority's project participants without impairing the Authority's sound financial condition. Continual efforts will be made to improve productivity, lower costs, and enhance services.
- The Authority will endeavor to keep current expenditures less than current revenues. Current expenditures are defined as operating expenses and capital improvement expenditures. The Authority will strive to operate within the approved budgetary amounts to avoid subsequent billings to the member agencies and other project participants for over-expenditures.

Central Coast Water Authority
Budget Policy and Strategy
Fiscal Year 2024/25 Budget

- The Authority will maintain a budgetary control system to ensure adherence to the budget and will prepare regular reports comparing actual revenues and expenditures/expenses to budgeted amounts.
- Laws and policies limiting revenue sources and expenditures must be explicitly addressed in the budget process.
- No Unfunded Mandates - The Board of Directors will not establish a goal or policy without also providing the necessary funding to accomplish those goals or policies.
- Budget Change Policy - The adopted budget may only be changed by Board action. Budget change requests may be made by staff to the Board of Directors at a regularly scheduled Board meeting. The Board will then consider the requests based on staff's recommendations and approve or deny the requests by a majority vote.
- Reconciliation of Charges - The Authority will endeavor to reconcile differences between actual expenditures incurred and amounts billed to the member agencies and other project participants in a timely manner. Under-expenditures in the budget will be returned to project participants as credits in subsequent billings.
- Investment Income Allocation - The Authority will endeavor to provide timely allocation of investment income to the member agencies and other project participants for payments covering DWR charges.
- DWR Charges and Credits - The Authority will endeavor to provide sufficient information to the member agencies and other project participants regarding the DWR charges to enable them to gain a full understanding of the charges. Additionally, the Authority will provide credits given by DWR on the next available billing sent to the project participants.
- Ten Year Financial Plan - In conjunction with preparation of the fiscal year budget, the Authority will also prepare and make available a ten year financial plan which provides estimates of the total State water costs for the ten-year period.
- Distribution Department Financial Reach Allocation Percentages - The Authority will amend the Distribution Department financial reach allocation percentages for fixed O&M costs based on the actual costs incurred by financial reach. These percentages will be based on the actual percentages from the Yearend Budget Report two years prior to the current budget year.

Central Coast Water Authority
Budget Policy and Strategy
Fiscal Year 2024/25 Budget

- Spare Parts Inventory - The Authority will track the purchase of spare parts inventory greater than \$2,000 and allocate costs to the appropriate financial reach when the spare parts are actually used at a specific location or financial reach.
- Appropriated Contingency - No expenditure will be made from the Appropriated Contingency account without prior approval from the Board of Directors.
- Staff Salary Pool Policy - The overall salary pool will consist of two separate pools: (1) a pool for all employees excluding the Executive Director, and (2) a pool – i.e., proposed salary treatment – for the Executive Director.

The Authority will calculate the salary pool percentage which shall be either 4% of the actual regular salaries budget or the actual December to December percentage change in the Los Angeles-Long Beach-Anaheim, CA Consumer Price Index for All Urban Consumers, whichever is greater.

The employee pool will be calculated by multiplying the resulting salary pool percentage by the actual annual salaries for all employees at the time the budget is prepared based on full staffing (excluding the Executive Director). The Executive Director's pool will be calculated by multiplying the resulting salary pool percentage by his or her actual annual salary at the time the budget is prepared. The two pools are then added together to determine the overall salary pool for budget purposes.

The CCWA Board of Directors shall administer the Executive Director's pay treatment separate from the employee salary pool and the Executive Director shall administer the pay treatment (i.e., the employee pool) for all other CCWA employees.

- Employee Benefits Funding Benchmark - The Authority will calculate the Employee Benefits Percentage (EBP) in conjunction with the Budget preparation. The EBP calculation will include PERS retirement, health insurance, cafeteria plan benefits, dental/vision insurance, long-term disability, and life insurance as a proportion of the full-time regular wages budget for the fiscal year.
- Budget Transfer Policy - If CCWA staff determine funds are available in an Operations and Maintenance or Project account, staff may transfer available funds to other accounts and/or projects which were not anticipated in the CCWA Board adopted budget with the approval of the CCWA Board Chairperson. Transfer of funds for projects and/or one-time expenditures cannot exceed \$25,000. Staff will prepare a summary of the Budget Fund

Central Coast Water Authority
Budget Policy and Strategy
Fiscal Year 2024/25 Budget

Transfers which will include the source and destination of the funds, financial reaches impacted and justification for the transfer. A summary of the approved transfers will be included on the CCWA Board Consent Calendar as part of the next regularly scheduled Board meeting.

- Self-Funded Dental/Vision Plan Annual Limits and Premium Amounts - The CCWA self-funded Dental/Vision plan annual limit on total expenditures for each covered employee and the corresponding premium amount will increase at the beginning of each plan year by the December to December percentage change of the Los Angeles-Long Beach-Anaheim, CA Consumer Price Index for All Urban Consumers.

CAPITAL IMPROVEMENTS POLICY

- Long-Range CIP Plan - The Authority will identify long-range capital projects and capital improvements of all types which will be coordinated with the annual operating budget to maintain full utilization of available revenue sources.
- CIP Paid from Current Revenues - When appropriate, capital improvements will be paid through current revenue sources rather than financing capital projects over a period of time.

DEBT POLICY

- Debt Financing - The Authority will use debt financing when it is judged to be appropriate based on the long-term capital needs of the Authority and the Authority's ability to repay the indebtedness has been evaluated in light of all sources and uses of cash.
- Long-Term Debt - The Authority will only incur long-term debt for the financing of capital improvements that are not expected to recur and are long-lived. Conversely, if the capital requirements are recurring, of relative small scale, or are for short-lived improvements, the cost of these improvements should be paid from current revenues.

RESERVE POLICY

- The Authority will maintain an Operations and Maintenance Reserve Fund in the amount of \$2 million. Monies held in the O&M Reserve Fund may be expended only upon authorization of the Board of Directors for unanticipated operating and maintenance activities.

Central Coast Water Authority
Budget Policy and Strategy
Fiscal Year 2024/25 Budget

INVESTMENT POLICY

- The Authority will operate its idle cash investments under the “Prudent Investor Standard” per Government Code section 53600.3 which states: “...care, skill, prudence and diligence under the circumstances then prevailing, including, but not limited to, the general economic conditions and the anticipated needs of the agency that a prudent person acting in a like capacity and familiarity with those matters would use in the conduct of funds of a like character and with like aims, to safeguard the principal and maintain the liquidity needs of the agency”.
- The criteria for selecting investments and the order of priority:
 - (1) Safety, which refers to the potential loss of principal, interest or a combination of the two.
 - (2) Liquidity, which refers to the ability to “cash-in” at any moment in time with a minimal chance of losing some portion of principal or interest.
 - (3) Yield is the potential dollar earnings an investment can provide, and sometimes is described as the rate of return.

ACCOUNTING, AUDITING AND FINANCIAL REPORTING POLICIES

- Monthly Budget Reports - The Authority’s Controller will produce monthly budget reports covering the activity for the current period.
- Independent Audit - The Authority will employ an independent accounting firm to perform an annual audit of the Authority’s financial statements, and make the audit available to all required and interested parties.
- Budget Preparation - The Authority will prepare an annual budget document that provides a basic understanding of the Authority’s planned financial operations for the coming fiscal year. Copies of the proposed and final budget will be made available to all interested parties and opportunities will be provided for participant input prior to final adoption of the budget.
- Accounting System - The accounting system will maintain records on a basis consistent with accepted standards for local government accounting. The Authority will submit the Comprehensive Annual Financial Report (CAFR) to the Government Finance Officers’ Association (GFOA) annually for consideration of the Certificate of Achievement for Excellence in Financial Reporting from GFOA.

Central Coast Water Authority
Budget Policy and Strategy
Fiscal Year 2024/25 Budget

- Budget Awards - The Authority will annually submit its budget to the Government Finance Officers' Association for consideration of the Distinguished Budget Presentation Award.



Water Treatment Plant Snowstorm 2023

Budget Summary

The Budget Summary section of the FY 2024/25 Budget includes tables and graphs which summarize all revenues and expenditures included in the budget document as well as cost per acre-foot amounts based on the FY 2024/25 Budget.

Highlights

Budget Summary

• FY 2024/25 Gross Budget	\$ 60,012,135
• FY 2023/24 Gross Budget	<u>58,993,745</u>
Increase:	\$ 1,018,390
• FY 2024/25 CCWA Credits	\$ 546,086
• FY 2023/24 CCWA Credits	<u>971,784</u>
Decrease:	\$ (425,698)
• FY 2024/25 Net Budget (After CCWA Credits)	\$ 59,466,049
• FY 2023/24 Net Budget (After CCWA Credits)	<u>58,021,961</u>
Increase:	\$ 1,444,088

Significant Budget Changes

- DWR Fixed cost increase of \$0.3 million due to an increase of DWR Transportation Capital, Coastal Branch Phase II, and Delta Water costs as compared to prior years, offset by a decrease in Transportation Minimum OMP&E and WSRB costs.
- CCWA Fixed O&M Expense budget increase of \$94,175
- CCWA Variable O&M Expense budget increase of \$238,402
- CCWA capital improvement projects and non-capital projects combined budget decrease of \$746,248
- Warren Act and Trust Fund budget decrease of \$114,469

Central Coast Water Authority

Budget Summary

Fiscal Year 2024/25 Budget

	FY 2022/23		FY 2023/24		Change from	Change from
	Actual	Budget	Estimated Actual	Budget	FY 2023/24 Budget	FY 2023/24 Est. Actual
Beginning Cash Balance	\$ 2,000,000	\$ 2,000,000	\$ 2,000,000	\$ 2,000,000		
SOURCES OF CASH						
CCWA Operating Expenses ⁽¹⁾	9,351,068	12,330,338	12,330,338	12,662,916	332,578	332,578
Capital/Non-Capital Projects	1,595,606	2,806,978	2,806,978	2,060,730	(746,248)	(746,248)
Non-Annual Recurring Expenses	-	-	-	-	-	-
Investment Income and Other	-	-	651,545	-	-	(651,545)
CCWA (Credits)	-	(971,784)	(971,784)	(546,086)	425,698	425,698
Subtotal Revenues	10,946,674	14,165,532	14,817,077	14,177,559	12,027	(639,518)
Pass-Through Expenses						
DWR Fixed Costs	41,202,717	41,332,415	41,613,465	41,624,633	292,218	11,168
DWR Variable Costs	1,734,723	2,192,585	3,151,021	3,446,897	1,254,312	295,876
Warren Act Charges	404,515	331,429	268,128	216,960	(114,469)	(51,168)
Subtotal Pass-Through Expenses	43,341,955	43,856,429	45,032,613	45,288,489	1,432,060	255,876
TOTAL SOURCES OF CASH	54,288,629	58,021,961	59,849,690	59,466,049	1,444,088	(383,642)
USES OF CASH						
CCWA Operating Expenses						
Personnel	5,269,253	6,309,955	5,849,862	6,799,750	489,795	949,888
Office Expenses	19,950	21,800	19,200	22,800	1,000	3,600
Supplies and Equipment	1,040,074	1,622,928	1,252,351	1,601,600	(21,328)	349,248
Monitoring Expenses	100,565	130,332	117,508	120,497	(9,835)	2,989
Repairs and Maintenance	268,495	326,140	321,091	377,800	51,660	56,709
Professional Services	1,294,769	2,126,169	1,666,840	1,501,203	(624,966)	(165,637)
General and Administrative	163,249	298,802	192,679	308,228	9,426	115,549
Utilities	536,370	640,818	674,668	923,080	282,262	248,412
Other Expenses	658,343	853,395	697,063	1,007,957	154,562	310,894
Total Operating Expenses	9,351,068	12,330,339	10,791,263	12,662,916	332,577	1,871,653
Other Expenditures						
Warren Act Charges	404,515	331,429	268,128	216,960	(114,469)	(51,168)
Capital/Non-Capital Projects ⁽¹⁾	1,595,606	2,806,978	2,806,978	2,060,730	(746,248)	(746,248)
CCWA Credits	-	(971,784)	(971,784)	(546,086)	425,698	425,698
2016 Revenue Bond Debt Service	-	-	-	-	-	-
Unexpended O&M Assessments	-	-	2,190,620	-	-	-
Total Other Expenditures	2,000,121	2,166,623	4,293,942	1,731,603	(435,020)	(371,719)
Total CCWA Expenditures	11,351,189	14,496,962	15,085,205	14,394,519	(102,443)	1,499,934
DWR Charges						
Fixed DWR Charges	41,202,717	41,332,415	41,613,465	41,624,633	292,218	11,168
Variable DWR Charges	1,734,723	2,192,585	3,151,021	3,446,897	1,254,312	295,876
Total DWR Charges	42,937,440	43,525,000	44,764,485	45,071,530	1,546,530	307,044
TOTAL USES OF CASH	54,288,629	58,021,962	59,849,690	59,466,049	1,444,087	1,806,979
Ending Cash Balance	\$ 2,000,000	\$ 2,000,000	\$ 2,000,000	\$ 2,000,000	-	-
Non-Annual Recurring Balance	\$ -	\$ -	-	-	-	-
Operating Reserve Balance	\$ 2,000,000	\$ 2,000,000	2,000,000	2,000,000	-	-
General Fund Balance	\$ -	\$ -	\$ 0	\$ -	-	-

(1) Includes carryover revenues from the prior year.

Central Coast Water Authority
Total Expenditures Summary
 Fiscal Year 2024/25 Budget

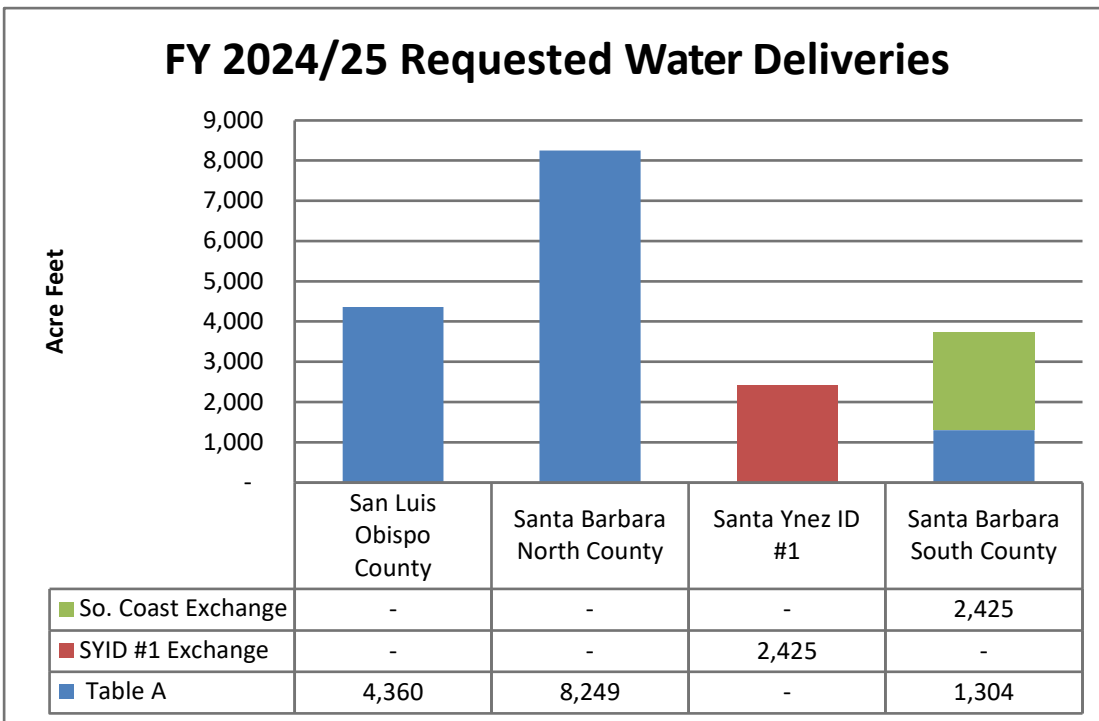
Project Participant	Unadjusted	Unadjusted	Exchange	Exchange	Regional	Regional	Adjusted	Warren Act	2016A		Subtotal	Non-Annual	CCWA	Total
	Fixed CCWA	Variable CCWA	Agreement	Agreement	WTP	WTP			Revenue	Bond Debt				
	Operating	Operating	Adjustment	Adjustment	Allocation	Allocation	Charge	Charges	Service	Service	CCWA	Expenses	Amount Due	CCWA
	Expense ⁽¹⁾	Expense	Fixed	Variable		Credit								
Guadalupe	\$ 127,376	\$ 10,776	\$ -	\$ -	\$ 19,959	\$ -	\$ 158,111	\$ -	\$ -	\$ -	\$ 158,111	\$ -	\$ (826)	\$ 157,285
Santa Maria	3,712,712	460,234	-	-	\$603,439	-	4,776,385	-	-	-	4,776,385	-	(194,091)	4,582,294
Golden State Water	118,729	24,315	-	-	\$19,725	-	162,770	-	-	-	162,770	-	-	162,770
Vandenberg SFB	1,487,508	201,325	-	-	\$209,778	-	1,898,611	-	-	-	1,898,611	-	(40,686)	1,857,925
Buellton	182,076	12,802	-	-	\$21,136	-	216,015	-	-	-	216,015	-	-	216,015
Santa Ynez (Solvang)	468,608	50,288	-	-	\$56,709	-	575,605	-	-	-	575,605	-	-	575,605
Santa Ynez	157,082	-	285,811	223,348	\$124,223	-	790,463	-	-	-	790,463	-	(158,533)	631,930
Goleta	1,860,410	277,738	(102,892)	(80,405)	\$127,906	(\$464,412)	1,618,346	66,718	-	-	1,685,064	-	(18,382)	1,666,682
Morehart Land	82,685	30,018	-	-	\$7,443	(\$29,190)	90,956	10,149	-	-	101,105	-	(11,335)	89,770
La Cumbre	413,424	214,064	-	-	\$38,518	(\$157,925)	508,082	72,375	-	-	580,458	-	-	580,458
Raytheon	20,671	3,445	-	-	\$1,778	(\$6,538)	19,356	1,165	-	-	20,521	-	(2,750)	17,771
Santa Barbara	1,240,273	201,234	(68,595)	(53,603)	\$85,598	(\$312,616)	1,092,291	49,914	-	-	1,142,205	-	-	1,142,205
Montecito	1,240,273	53,603	(68,595)	(53,603)	\$82,590	(\$284,986)	969,283	-	-	-	969,283	-	(64,842)	904,441
Carpinteria	826,849	84,946	(45,730)	(35,736)	\$56,063	(\$199,201)	687,192	16,638	-	-	703,830	-	(39,556)	664,274
Shandon	16,217	-	-	-	-	-	16,217	-	-	-	16,217	-	(1,659)	14,557
Chorro Valley	394,128	201,519	-	-	-	-	595,647	-	-	-	595,647	-	(4,231)	591,416
Lopez	348,270	200,046	-	-	-	-	548,316	-	-	-	548,316	-	(9,195)	539,121
TOTAL:	\$ 12,697,292	\$ 2,026,353	\$ 0	\$ 0	\$ 1,454,867	\$ (1,454,867)	\$ 14,723,646	\$ 216,960	\$ -	\$ -	\$ 14,940,605	\$ -	\$ (546,086)	\$ 14,394,519

(1) Includes Capital and Non-Capital Projects.

Project Participant	DWR FIXED CHARGES							DWR VARIABLE CHARGES					TOTAL DWR and CCWA
	Transportation Capital Through Reach 35	Transportation Capital Reach 37	Transportation Capital Reach 38	Transportation Minimum OMP&R	Water System Revenue Bond	Delta Water Charges	Total Fixed	Off-Aqueduct Charges	Variable OMP&R	Total Variable	DWR Interest Income	Total DWR Charges	
Guadalupe	\$ 298,554	\$ -	\$ -	\$ 194,298	\$ 6,535	\$ 60,286	\$ 559,674	\$ 160	\$ 33,462	\$ 33,622	\$ (13,188)	\$ 580,107	\$ 737,392
Santa Maria	8,793,786	484,403	-	5,722,965	192,475	1,775,691	16,969,319	8,725	1,429,142	1,437,867	(387,677)	18,019,509	22,601,803
Golden State Water	271,413	14,951	-	176,635	5,941	54,805	523,745	410	75,504	75,914	(12,454)	587,204	749,974
Vandenberg SFB	2,985,545	164,458	269,674	1,942,982	65,347	602,858	6,030,863	4,051	625,165	629,215	-	6,660,078	8,518,003
Buellton	313,754	17,283	28,340	204,190	6,868	63,375	633,809	197	39,754	39,951	(14,693)	659,068	875,082
Santa Ynez (Solvang)	804,931	44,852	73,547	515,288	14,878	148,926	1,602,422	908	156,156	157,064	(37,631)	1,721,855	2,297,460
Santa Ynez	280,722	14,951	24,516	191,251	8,884	69,752	590,075	-	-	-	(10,457)	579,619	1,211,548
Goleta	2,442,718	134,556	220,642	1,589,712	51,596	493,247	4,932,473	2,372	364,364	366,736	(130,779)	5,168,430	6,835,112
Morehart Land	108,565	5,980	9,806	70,654	2,376	21,922	219,304	115	17,446	17,561	(4,781)	232,084	321,854
La Cumbre	542,826	29,901	49,032	353,269	11,881	109,611	1,096,521	769	124,410	125,179	(27,212)	1,194,487	1,774,945
Raytheon	27,141	1,495	2,452	17,663	594	5,481	54,826	9	2,002	2,011	(8,036)	48,802	66,573
Santa Barbara	1,628,479	89,704	147,095	1,059,808	35,643	328,832	3,289,561	1,655	252,252	253,907	(83,895)	3,459,573	4,601,779
Montecito	1,628,479	89,704	147,095	1,059,808	35,643	328,832	3,289,561	973	166,452	167,425	(83,563)	3,373,423	4,277,864
Carpinteria	1,085,653	59,803	98,063	706,539	23,763	219,221	2,193,041	876	139,568	140,444	(55,878)	2,277,608	2,941,881
Goleta 2500 AF	44,754	-	-	180,541	35,560	248,828	509,683	-	-	-	-	509,683	509,683
Shandon	-	-	-	-	-	-	-	-	-	-	-	-	14,557
Chorro Valley	-	-	-	-	-	-	-	-	-	-	-	-	591,416
Lopez	-	-	-	-	-	-	-	-	-	-	-	-	539,121
TOTAL:	\$ 21,257,321	\$ 1,152,042	\$ 1,070,261	\$ 13,985,604	\$ 497,985	\$ 4,531,665	\$ 42,494,877	\$ 21,220	\$ 3,425,677	\$ 3,446,897	\$ (870,244)	\$ 45,071,530	\$ 59,466,049

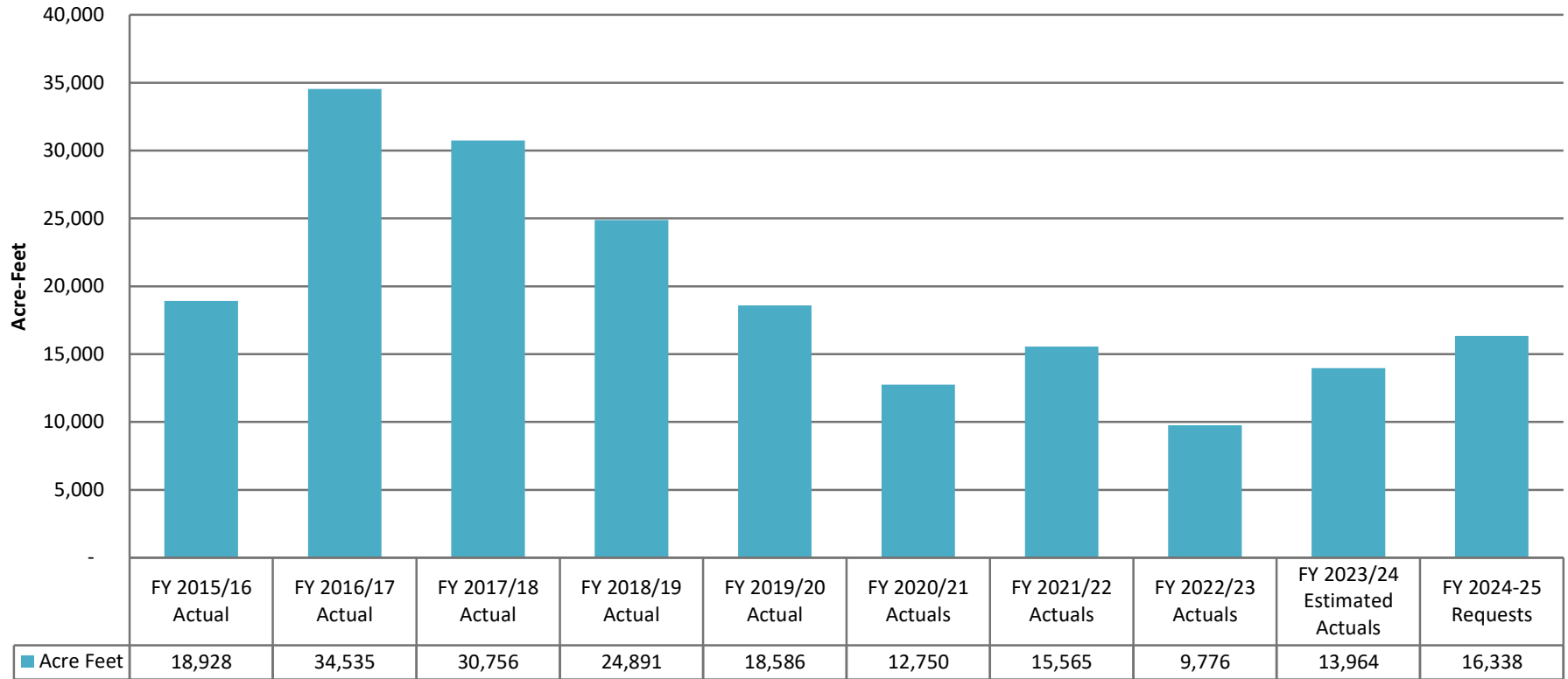
Central Coast Water Authority
FY 2024/25 Delivery Requests (Acre Feet)

Project Participant	Requested Deliveries	Exchange Deliveries	Net Deliveries
Shandon	-	-	-
Lopez	2,172	-	2,172
Chorro Valley	2,188	-	2,188
Guadalupe	117	-	117
Santa Maria	4,997	-	4,997
Golden State Water	264	-	264
VSFB	2,186	-	2,186
Buellton	139	-	139
Solvang	546	-	546
Santa Ynez	-	2,425	2,425
Goleta	1,274	(873)	401
Morehart	61	-	61
La Cumbre	435	-	435
Raytheon	7	-	7
Santa Barbara	882	(582)	300
Montecito	582	(582)	-
Carpinteria	488	(388)	100
TOTAL:	16,338	-	16,338



Santa Ynez ID#1 exchanges its Cachuma Lake entitlement for an equal amount of the Santa Barbara County south coast project participant State water. The amounts in the graph above show both the Santa Ynez ID#1 exchanged State water and the south coast Cachuma water taken in the exchange.

Historical Water Deliveries (Acre-Feet)



Central Coast Water Authority
Cost Per Acre-Foot Analysis
 Fiscal Year 2024/25 Budget

To calculate the cost per acre-foot of water to the CCWA project participants, one must distinguish between the various “cost-types” and the various “water-types.”

Cost-Types

The two cost-types are fixed and variable costs.

Fixed costs include all CCWA and DWR costs which do not vary with the quantity of water delivered to the project participant, and generally, include CCWA fixed operations and maintenance costs, CCWA revenue bond payments and DWR fixed costs.

Variable costs include all CCWA and DWR costs which are only incurred if the project participant takes water deliveries. These include power (electrical) costs to pump the water and chemical costs to treat the water.

Water-Types

When discussing the cost per acre-foot, there are generally three (3) different “cost types” of water delivered by CCWA, fixed, variable and exchange. Following are descriptions for each cost type.

FY 2024/25 Table A Fixed Cost Per Acre-Foot

As described above, this includes all costs which do not vary with the quantity of water delivered to the project participant.

Project Participant	Table A Amount	Fixed Cost Per Acre-Foot	
		Fixed Costs Excluding CCWA Credits	Fixed Cost Per Acre-Foot
Guadalupe	550	\$ 693,289	\$ 1,260.53
Santa Maria	16,200	20,852,311	1,287.18
Golden State Water Co.	500	647,589	1,295.18
VSFB	5,500	7,707,021	1,401.28
Buellton	578	821,527	1,421.33
Santa Ynez (Solvang)	1,500	2,084,601	1,389.73
Santa Ynez ⁽¹⁾	500	838,124	1,510.59
Goleta	4,500	6,317,834	1,403.96
Morehart	200	290,546	1,452.73
La Cumbre	1,000	1,471,812	1,471.81
Raytheon	50	64,479	1,289.57
Santa Barbara	3,000	4,221,494	1,407.16
Montecito	3,000	4,175,281	1,391.76
Carpinteria	2,000	2,798,867	1,399.43
TOTAL:	39,078	\$ 52,984,776	

⁽¹⁾ Santa Ynez fixed cost amounts exclude the fixed and exchange agreement modifications, which are shown under the Exchange Agreement

Central Coast Water Authority
Cost Per Acre-Foot Analysis
 Fiscal Year 2024/25 Budget

FY 2024/25 Table A Variable Cost Per Acre-Foot

This represents the variable costs for all water deliveries excluding exchange water deliveries to the South Coast project participants. Generally, these amounts include the CCWA power and chemical costs, adjustments for the variable Regional Water Treatment Plant Allocation (retreatment charge and credits), DWR variable costs and Warren Act and Trust Fund payments for Table A deliveries into Cachuma Lake for the South Coast project participants (please refer to the Water Treatment Plant section of this Budget for additional information on the Regional Water Treatment Plant Allocation).

Project Participant	Table A Amount	FY 2024/25 Requested Deliveries			Variable Cost Per Acre-Foot TABLE A DELIVERIES							Table A Variable Cost/AF	
		Requested Deliveries	Exchange Deliveries	Net Deliveries	CCWA WTP Variable	CCWA SYPF Variable	Retreatment Variable Charge	Retreatment Variable Credit	DWR Variable	Warren Act Charges	Total Variable		
Guadalupe	550	117	-	117	\$ 10,776		\$ 1,173			\$ 33,669		\$ 45,618	\$ 389.90
Santa Maria	16,200	4,997	-	4,997	460,234		50,104			1,437,995		1,948,333	389.90
Golden State Water Co.	500	264	-	264	24,315		2,647			75,972		102,934	389.90
VSFB	5,500	2,186	-	2,186	201,325		21,918			629,037		852,280	389.90
Buellton	578	139	-	139	12,802		1,394			40,000		54,196	389.90
Santa Ynez (Solvang)	1,500	546	-	546	50,288		5,475			157,123		212,886	389.90
Santa Ynez ⁽¹⁾	500	-	2,425	2,425	-		24,315			-		24,315	-
Goleta	4,500	1,274	(873)	401	117,338	160,400	4,021	(36,933)	366,621	66,718		678,165	864.18
Morehart	200	61	-	61	5,618	24,400	612	(5,618)	17,554	10,149		52,715	864.18
La Cumbre	1,000	435	-	435	40,064	174,000	4,362	(40,064)	125,181	72,375		375,918	864.18
Raytheon	50	7	-	7	645	2,800	70	(645)	2,014	1,165		6,049	864.18
Santa Barbara	3,000	882	(582)	300	81,234	120,000	3,008	(27,631)	253,815	49,914		480,340	864.18
Montecito	3,000	582	(582)	-	53,603	-	-	-	167,483	-		221,086	-
Carpinteria	2,000	488	(388)	100	44,946	40,000	1,003	(9,210)	140,433	16,638		233,809	864.18
TOTAL:	39,078	11,978	-	11,978	\$ 1,103,188	\$ 521,600	\$ 120,101	\$ (120,101)	\$3,446,897	\$ 216,960		\$ 5,288,644	

(1) Santa Ynez fixed cost amounts exclude the fixed and exchange agreement modifications, which are shown under the Exchange Agreement cost per acre-foot analysis. Also adjusted for the retreatment allocation charge to the exchange deliveries.

Central Coast Water Authority
Cost Per Acre-Foot Analysis
 Fiscal Year 2024/25 Budget

FY 2024/25 Exchange Variable Cost Per Acre-Foot

This represents the cost per acre-foot for water exchanged between the Santa Ynez River Water Conservation District, ID#1 (Santa Ynez, ID#1) and the South Coast exchange participants *(please refer to the Water Treatment Plant section of this Budget for additional information on the Santa Ynez Exchange Agreement)*. These costs include the CCWA variable costs paid by Santa Ynez, ID#1, the Polonio Pass Water Treatment Plant fixed and capital amounts paid by Santa Ynez, ID#1 to the South Coast project participants, and the DWR variable costs paid by the South Coast exchange participants.

Project Participant	Variable Cost Per Acre-Foot - EXCHANGE DELIVERIES					Exchange Variable Cost/AF
	Exchange Deliveries	CCWA Exchange Variable	CCWA Fixed & Exchange	DWR Variable	Total Exchange Costs	
Guadalupe						
Santa Maria						
Golden State Water Co.						
VSBFB						
Buellton						
Santa Ynez (Solvang)						
Santa Ynez	2,425	\$ 223,348	\$ 285,811	\$ -	\$ 509,158	\$ 209.96
Goleta	(873)			251,225	251,225	287.77
Morehart	-			-	-	
La Cumbre	-			-	-	
Raytheon (SBRC)	-			-	-	
Santa Barbara	(582)			167,483	167,483	287.77
Montecito	(582)			167,483	167,483	287.77
Carpinteria	(388)			111,655	111,655	287.77
TOTAL:	-	\$ 223,348	\$ 285,811	\$ 697,846	\$ 1,207,004	

Year-End Reconciliation and Adjustments to Cost Per Acre-Foot Amounts

At the close of each fiscal year all costs are reconciled or “trued-up” to the fiscal year budget and actual billings to the project participants. This reconciliation process results in adjustments to all cost components. Additionally, the amounts included in the CCWA budget for DWR variable costs, generally exclude certain credits that are returned on an annual basis. Therefore, when the DWR variable costs are trued-up, the total cost per acre-foot generally decreases when compared to the calculated amount in the budget.



Super Bloom March 2023

Revenues and Sources of Cash

The Revenues and Sources of Cash section of the FY 2024/25 Budget includes information on the Authority's revenues, pass-through receipts and a narrative explanation on the Authority's billing procedures and cash management.

Central Coast Water Authority
Revenues and Sources of Cash
 Fiscal Year 2024/25 Budget

The Authority’s Revenue budget is comprised of payments made by member agencies and other project participants for Authority operating expenses, and investment income. Additionally, there are other payments made by the project participants that are treated as pass-through expenses. These pass-through expenses represent payments for the Department of Water Resources and Warren Act charges paid to the U.S. Bureau of Reclamation; they are not considered revenues for the Authority. These payments are collected by the Authority and paid directly to the two agencies by the Authority.

Assumptions for Revenue Projections

Since the Authority is a “pass-through” organization, **all revenues are equal to the expenditures included in the budget.** As such, there is no difference between the revenue estimates and the expenditures because the revenues are equal to the expenditures. Since all excess “revenues” are returned to the project participants or applied to reserves, and any “deficits” are collected from project participants, the general fund balance, defined as total cash minus reserves, is projected to be zero. However, since the Authority receives assessment income in advance of the anticipated payment date, the actual cash balance will be positive.

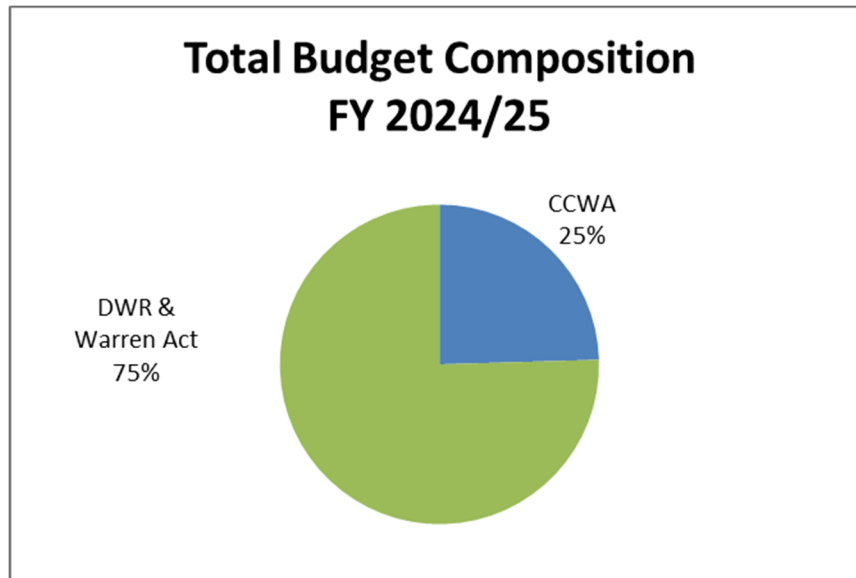
Revenues and Other Sources of Cash

Revenues	FY 2022/23 Actual	FY 2023/24 Estimated Actual	FY 2024/25 Budget
CCWA Operating Expenses ⁽¹⁾	\$ 9,351,068	\$ 10,791,263	\$ 12,662,916
Capital Improvement Projects (CIP)	1,595,606	2,806,978	2,060,730
Investment Income	-	651,545	-
Subtotal Revenues	10,946,674	14,249,786	14,723,646
<u>Pass-Through Expenses</u>			
DWR Fixed Costs	41,427,063	42,236,354	42,494,877
DWR Variable Costs	1,734,723	3,151,021	3,446,897
DWR Account Interest	(224,346)	(622,889)	(870,244)
Warren Act Charges ⁽¹⁾	404,515	268,128	216,960
Subtotal Pass Through Expenses	43,341,955	45,032,613	45,288,489
Gross Budget Before Credits	54,288,629	59,282,399	60,012,135
(Credits) Due and Prepayments	-	-	(546,086)
TOTAL SOURCES OF CASH	\$ 54,288,629	\$ 59,282,399	\$ 59,466,049

(1) Adjusted for Santa Ynez Exchange Agreement modifications.

Central Coast Water Authority
Revenues and Sources of Cash
Fiscal Year 2024/25 Budget

Revenues and Other Sources of Cash



FY 2024/25 Actual Cash Receipts

The actual cash receipts for FY 2024/25 are anticipated to be less than the actual expenditures for the year because of credits given to the project participants for (1) unexpended operating expense assessments for FY 2023/24, (2) interest income for FY 2023/24, and (3) differences between the DWR actual fixed payments and the budgeted fixed payments.

CCWA Operating Expense Revenues

The Authority’s operating expense revenues are billed directly to project participants in accordance with their Water Supply Agreements. After the total operating expense budget has been determined, it is adjusted based on the “Santa Ynez Exchange Agreement” modifications (see the *Water Treatment Plant section of this document for further information on the Exchange Agreement*). These Exchange Agreement modifications decrease the electrical costs at the Santa Ynez Pumping Facility. This modified amount is billed to the affected member agencies.

The amounts billed to the member agencies and other Santa Barbara County project participants are further adjusted for the “WTP Regional Allocation” (see the *Water Treatment Plant section of this document for further information on the WTP Regional Allocation*). The WTP Regional Allocation does not adjust the total revenues received by the Authority, but it does affect the amount of the payments by the various member agencies and other project participants.

Central Coast Water Authority
Revenues and Sources of Cash
 Fiscal Year 2024/25 Budget

The following table shows the Authority’s operating expense budget and capital improvement projects modified as a result of the Regional Water Treatment Plant modifications and the Santa Ynez Exchange Agreement resulting in the net operating expense revenues to the Authority.

**TOTAL CCWA FY 2024/25 OPERATING EXPENSES
 AND CAPITAL IMPROVEMENT PROJECTS**

Project Participant	CCWA Fixed Operating Expenses	CCWA Variable Operating Expenses	Regional WTP Allocation	Regional WTP Allocation Credit	Exchange Agreement Adjustment Fixed	Exchange Agreement Adjustment Variable	Adjusted CCWA Operating Expenses
Guadalupe	\$ 127,376	\$ 10,776	\$ 19,959	\$ -	\$ -	\$ -	\$ 158,111
Santa Maria	3,712,712	460,234	603,439	-	-	-	4,776,385
Golden State Water Co.	118,729	24,315	19,725	-	-	-	162,770
Vandenberg SFB	1,487,508	201,325	209,778	-	-	-	1,898,611
Buellton	182,076	12,802	21,136	-	-	-	216,015
Santa Ynez (Solvang)	468,608	50,288	56,709	-	-	-	575,605
Santa Ynez	157,082	-	124,223	-	285,811	223,348	790,463
Goleta	1,860,410	277,738	127,906	(464,412)	(102,892)	(80,405)	1,618,346
Morehart Land	82,685	30,018	7,443	(29,190)	-	-	90,956
La Cumbre	413,424	214,064	38,518	(157,925)	-	-	508,082
Raytheon	20,671	3,445	1,778	(6,538)	-	-	19,356
Santa Barbara	1,240,273	201,234	85,598	(312,616)	(68,595)	(53,603)	1,092,291
Montecito	1,240,273	53,603	82,590	(284,986)	(68,595)	(53,603)	969,283
Carpinteria	826,849	84,946	56,063	(199,201)	(45,730)	(35,736)	687,192
Shandon	16,217	-	-	-	-	-	16,217
Chorro Valley	394,128	201,519	-	-	-	-	595,647
Lopez	348,270	200,046	-	-	-	-	548,316
TOTAL:	\$ 12,697,292	\$2,026,353	\$1,454,867	\$(1,454,867)	\$ -	\$ -	\$14,723,646

The adjusted total CCWA Operating Expense revenues, including capital improvement projects funded with CCWA O&M assessments for Fiscal Year 2024/25, are \$14,723,646.

Please refer to the “*Operating Expenses*” section of this budget for additional information regarding the Operating Expense reimbursement payments from the CCWA project participants.

Central Coast Water Authority
Revenues and Sources of Cash
 Fiscal Year 2024/25 Budget

FY 2024/25 CCWA Credits

The following table shows a summary of the FY 2023/24 amount (due) for each project participant. Certain project participants have elected to apply their credits against Authority assessments over a number of years or to apply credits to their DWR Reserve.

Project Participant	CCWA O&M Credits (Due)	O&M Reserve Fund Interest Credits	Rate Coverage Reserve Fund Interest Credit	Prepayments Interest Credits	Total CCWA Credits (Due)
Guadalupe	\$ -	\$ -	\$ 826	\$ -	\$ 826
Santa Maria	-	10,087	184,004	-	194,091
Golden State Water Co.	-	-	-	-	-
Vandenberg SFB ⁽²⁾	30,643	10,043	-	-	40,686
Buellton	-	-	-	-	-
Santa Ynez (Solvang)	-	-	-	-	-
Santa Ynez ⁽¹⁾	141,209	911	16,412	-	158,533
Goleta ⁽²⁾	10,179	8,203	-	-	18,382
Morehart Land	842	364	-	10,128	11,335
La Cumbre	-	-	-	-	-
Raytheon	124	91	-	2,535	2,750
Santa Barbara	-	-	-	-	-
Montecito ⁽²⁾	5,683	5,953	53,206	-	64,842
Carpinteria ⁽²⁾	5,296	3,645	30,615	-	39,556
Shandon	1,100	-	559	-	1,659
Chorro Valley	4,231	-	-	-	4,231
Lopez	9,195	-	-	-	9,195
TOTAL:	\$ 208,503	\$ 39,298	\$ 285,622	\$ 12,663	\$ 546,086

(1) Buellton, La Cumbre, Santa Barbara: 100% of CCWA credits transferred to DWR reserve fund to meet funding target

(2) Participants opting out of DWR Reserve Fund.

Investment Income and Cash Management

The Authority does not include investment income in the revenue budget. However, all cash balances are invested by the Treasurer and investment earnings are allocated to the various project participants depending on the funds being invested.

The Authority's Treasurer is responsible for the investment of all Authority funds within the parameters of the Board adopted investment policy.

Central Coast Water Authority
Revenues and Sources of Cash
Fiscal Year 2024/25 Budget

Bank Account Cash Balances

The Authority has three demand deposit bank accounts, one general account at the California Local Agency Investment Fund (LAIF), and two money market accounts. These accounts earn interest income based on the average outstanding balance for each period the funds are available. Interest income associated with these accounts is allocated by financial reach (*see the Distribution Department section for information on financial reaches*) based on the average outstanding balance for the month.

Investment Income

Investment income associated with DWR payments is not treated as investment income for CCWA. It is instead recorded as a liability to the project participants until the income is paid to the participants.

DWR Payment Investments

Payments made by project participants for subsequent payments to DWR are held in a separate account and invested in accordance with CCWA's investment policy with investment maturities corresponding to the anticipated payment dates to DWR. Investment income in this account is allocated to the various project participants based on their proportional amount initially paid. Investment income associated with the DWR payments is not treated as investment income for the Authority but is instead recorded as a liability to the project participants until paid to them.

CCWA Operating Expense Revenue

Revenues from assessments for the Authority's operating expense budget are invested in the Local Agency Investment Fund and money market accounts with the Authority's bank. Investment income from these accounts is treated as investment income for the Authority.

Central Coast Water Authority
Revenues and Sources of Cash
 Fiscal Year 2024/25 Budget

Pass-Through Expenses

Certain amounts paid to the Authority by the project participants are treated as “pass-through” expenses for purposes of the budget. These expenses include payments to DWR and Warren Act charges.

As these expenses are paid by the project participants to the Authority, they are recorded as a liability, payable to the respective project participants. They are not considered revenues.

Warren Act Charges

Warren Act charges represent the cost of wheeling water through Cachuma Project facilities. These costs are paid to the U.S. Bureau of Reclamation for each acre-foot of water delivered to the lake.

There are two components to the Warren Act charges: (1) Trust Fund payments of \$43 an acre-foot and (2) Warren Act charges of \$123.38 per acre foot.

The following table shows the calculation of the Warren Act and Trust Fund payments for FY 2024/25.

Warren Act and Trust Fund Charges

Project Participant	Total FY 2024/25 Deliveries to Lake Cachuma (AF)	Total Warren Act and Trust Fund Payments (\$166.38/AF)
Goleta	401	\$ 66,718
Morehart Land Co.	61	10,149
LaCumbre	435	72,375
Raytheon	7	1,165
Santa Barbara	300	49,914
Montecito	-	-
Carpinteria	100	16,638
TOTAL:	1,304	\$ 216,960

Central Coast Water Authority
Revenues and Sources of Cash
 Fiscal Year 2024/25 Budget

The following table represents the Fiscal Year 2024/25 DWR and Warren Act charges to be collected and paid by the Authority (see the *Department of Water Resources* section of this document for further information on the DWR charges).

Project Participant	FY 2024/25 DWR Fixed Charges	FY 2024/25 DWR Variable Charges	FY 2024/25 Interest Income	FY 2024/25 Warren Act Charges ⁽¹⁾	Total Pass-Through Expenses
Guadalupe	\$ 559,674	\$ 33,622	\$ (13,188)	\$ -	\$ 580,107
Santa Maria	16,969,319	1,437,867	(387,677)	-	18,019,509
Golden State Water Co.	523,745	75,914	(12,454)	-	587,204
Vandenberg SFB	6,030,863	629,215	-	-	6,660,078
Buellton	633,809	39,951	(14,693)	-	659,068
Santa Ynez (Solvang)	1,602,422	157,064	(37,631)	-	1,721,855
Santa Ynez	590,075	-	(10,457)	-	579,619
Goleta	5,442,156	366,736	(130,779)	66,718	5,744,831
Morehart Land	219,304	17,561	(4,781)	10,149	242,233
LaCumbre	1,096,521	125,179	(27,212)	72,375	1,266,863
Raytheon	54,826	2,011	(8,036)	1,165	49,967
Santa Barbara	3,289,561	253,907	(83,895)	49,914	3,509,487
Montecito	3,289,561	167,425	(83,563)	-	3,373,423
Carpinteria	2,193,041	140,444	(55,878)	16,638	2,294,246
Shandon	N/A	N/A	-	-	-
Chorro Valley	N/A	N/A	-	-	-
Lopez	N/A	N/A	-	-	-
TOTAL:	\$42,494,877	\$ 3,446,897	\$ (870,244)	\$ 216,960	\$45,288,489

(1) Adjusted for Santa Ynez Exchange Agreement modifications.

Central Coast Water Authority
Revenues and Sources of Cash
Fiscal Year 2024/25 Budget

Authority Billing Procedures

All expenses of the Authority including operating expenses, debt service payments, capital purchases, and pass-through expenses are paid by the Authority's project participants.

The Water Supply Agreements provide guidelines to be followed when billing the Santa Barbara County project participants for the Authority charges. The Master Water Treatment Agreement, the Agreements for Construction, Operation and Maintenance of the Chorro Valley, Lopez and Shandon Turnouts, and the Agreement for Coastal Branch Operations and Maintenance provide the guidelines to be followed when billing the San Luis Obispo County project participants for the Authority charges.

The agreements stipulate that the Fixed Authority and DWR costs will be billed to the project participants once a year and be due and payable on June 1st of each year. The Variable charges, which are based on the requested deliveries by each project participant, are billed on a quarterly basis in advance of when the water is projected to be delivered.

The project participants are billed for the Authority expenses based on the Board adopted fiscal year budget. Additionally, the fixed portion of the DWR charges is billed based on the most recent calendar year Statement of Charges and DWR projections.

DWR prepares its Statement of Charges on a calendar year basis. The DWR State Water Project Analysis Office (SWPAO) also supplies the Authority with projected estimates of the following calendar year charges. The current calendar year Statement of Charges and the SWPAO estimated charges are used to calculate the amount payable by the project participants for the budgeted fiscal year.

At the close of each fiscal year, a reconciliation is prepared comparing the actual expenditures for the Authority to the amount billed to the project participants. Under-expenditures in the budget including investment income are refunded to each project participant based on the actual results for the year. Over-expenditures are charged to each participant based on the actual results for the year.

Water Delivery Requests and Variable O&M Cost Invoices

Water Delivery Requests from Project Participants

In October of each year, DWR requests that each State water project contractor (SWPC) submit delivery requests for a five-year period on a calendar year basis commencing with the next calendar year.

Central Coast Water Authority
Revenues and Sources of Cash
Fiscal Year 2024/25 Budget

Variable O&M Cost Billings to Project Participants

Pursuant to the Water Supply Agreements with each project participant, all CCWA costs are paid in advance of when the actual costs will be incurred. Fixed costs are paid annually on June 1st of each year for the ensuing fiscal year which begins on July 1st. Variable costs are paid quarterly, in advance of the quarter for which the costs are intended.

The basis for the fixed billings to the CCWA project participants is the annual fiscal year budget.

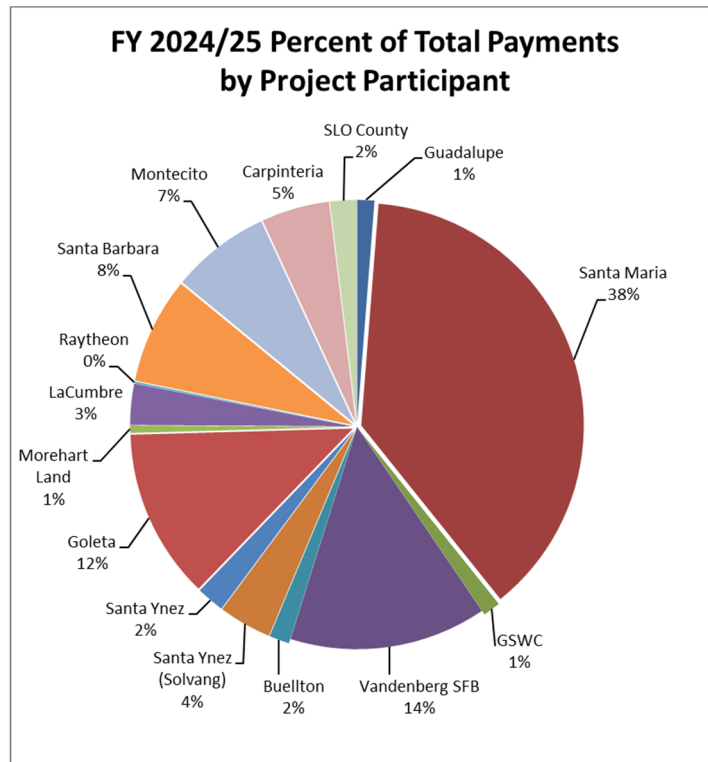
In calendar year 2022, CCWA implemented a revised billing methodology for CCWA and DWR variable costs. Under the revised billing procedures, CCWA established a Variable Cost Deposit for each CCWA participant equal to the greater of either 25% of their respective Table A amounts times the estimated cost per acre-foot for the various variable cost components, or the actual requested water deliveries for the billing period times the estimated cost per acre-foot for the various variable cost components. True-up of the estimated variable costs are performed half-way through the fiscal year and again after the close of the fiscal year.

Central Coast Water Authority
Revenues and Sources of Cash
 Fiscal Year 2024/25 Budget

The following table provides a breakdown of the various revenues and pass-through expenses for Fiscal Year 2024/25 for each project participant.

Project Participant	FY 2024/25 Operating Expenses ⁽¹⁾	FY 2024/25 DWR Costs	FY 2024/25 Warren Act Charges ⁽²⁾	FY 2024/25 CCWA (Credits) Due	FY 2024/25 Total Payments
Guadalupe	\$ 158,111	\$ 580,107	\$ -	\$ (826)	\$ 737,392
Santa Maria	4,776,385	18,019,509	-	(194,091)	22,601,803
Golden State Water Co.	162,770	587,204	-	-	749,974
Vandenberg SFB	1,898,611	6,660,078	-	(40,686)	8,518,003
Buellton	216,015	659,068	-	-	875,082
Santa Ynez (Solvang)	575,605	1,721,855	-	-	2,297,460
Santa Ynez	790,463	579,619	-	(158,533)	1,211,548
Goleta	1,618,346	5,678,113	66,718	(18,382)	7,344,795
Morehart Land	90,956	232,084	10,149	(11,335)	321,854
La Cumbre	508,082	1,194,487	72,375	-	1,774,945
Raytheon	19,356	48,802	1,165	(2,750)	66,573
Santa Barbara	1,092,291	3,459,573	49,914	-	4,601,779
Montecito	969,283	3,373,423	-	(64,842)	4,277,864
Carpinteria	687,192	2,277,608	16,638	(39,556)	2,941,881
Shandon	16,217	N/A	-	(1,659)	14,557
Chorro Valley	595,647	N/A	-	(4,231)	591,416
Lopez	548,316	N/A	-	(9,195)	539,121
TOTAL:	\$ 14,723,646	\$ 45,071,530	\$ 216,960	\$ (546,086)	\$ 59,466,049

(1) Adjusted for Santa Ynez Exchange Agreement Modifications and Regional WTP Treatment Allocation.
 (2) Adjusted for Santa Ynez Exchange Agreement Modifications.



Central Coast Water Authority
Revenues and Sources of Cash
 Fiscal Year 2024/25 Budget

The following table shows the total budgeted payments by project participant for FY 2023/24 and total payments shown on the FY 2024/25 Budget and the corresponding increase or (decrease).

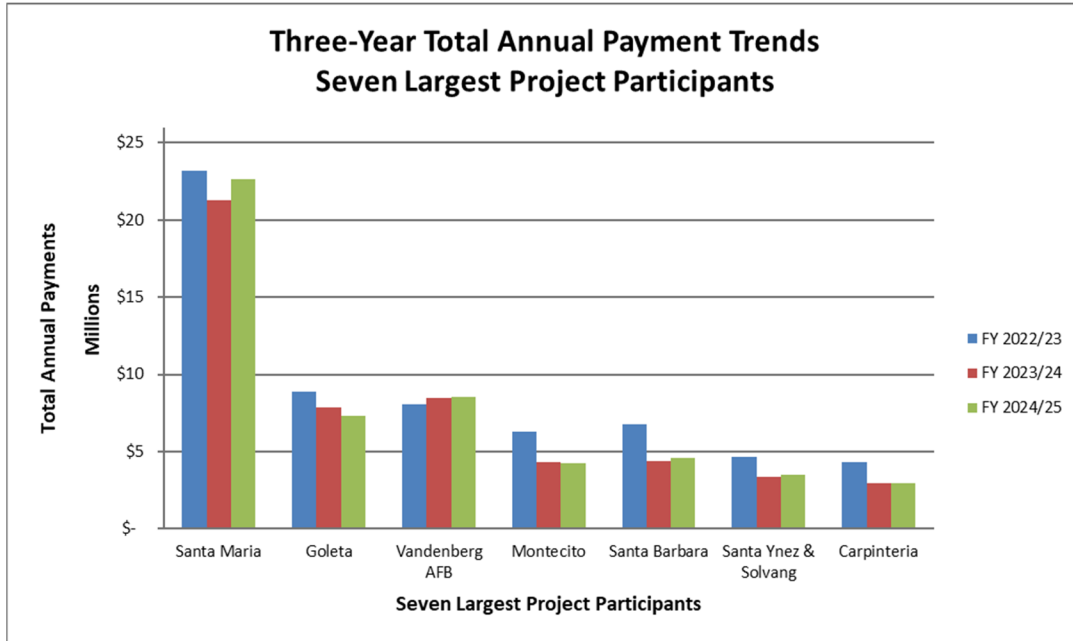
Two-Year Total Combined Fixed and Variable Payments History by Project Participant

Project Participant	Total Payments FY 2023/24	Total Payments FY 2024/25	Change FY 2023/24 to FY 2024/25
Guadalupe	\$ 734,046	\$ 737,392	\$ 3,346
Santa Maria	21,292,758	22,601,803	1,309,045
Golden State Water Co.	722,008	749,974	27,966
Vandenberg SFB	8,444,833	8,518,003	73,170
Buellton	834,809	875,082	40,273
Santa Ynez (Solvang)	2,195,787	2,297,460	101,673
Santa Ynez	1,174,374	1,211,548	37,174
Goleta	7,838,427	7,344,795	(493,632)
Morehart Land	326,862	321,854	(5,008)
La Cumbre	1,621,145	1,774,945	153,800
Raytheon	68,638	66,573	(2,066)
Santa Barbara	4,377,647	4,601,779	224,132
Montecito	4,346,841	4,277,864	(68,977)
Carpinteria	2,955,975	2,941,881	(14,093)
Shandon	15,779	14,557	(1,222)
Chorro Valley	518,146	591,416	73,270
Lopez	553,885	539,121	(14,764)
TOTAL:	\$58,021,962	\$ 59,466,049	\$ 1,444,087

Note: Total Payments for FY 2023/24 include \$1,611,216 in additional DWR fixed costs billed after the release of the 2024 SOC Rebill in October 2023

The following chart shows the three-year trend in total annual payments for the seven largest CCWA project participants.

Central Coast Water Authority
Revenues and Sources of Cash
Fiscal Year 2024/25 Budget





*State Capitol After Rain 2023
(Photo Courtesy of DWR)*

Department of Water Resources Charges

The Department of Water Resources (DWR) section of the FY 2024/25 Budget provides information on the Authority's payments to DWR. This section includes information on the allocation of the fixed and variable DWR costs and other information regarding the FY 2024/25 DWR charges.

Highlights

Total FY 2024/25 DWR Charges **\$ 45,071,530**

- DWR Fixed Charges \$ 42,494,877
- DWR Variable Charges \$ 3,446,897
- Interest credits \$ (870,244)

Fixed Charge Highlights

- Total fixed charges increase over FY 2023/24 of \$881,412
- DWR Fixed cost increase of \$0.9 million due to an increase of \$2 million in the Transportation Capital costs due to a decrease in Rate Management Credits, an increase of \$0.6 million in Coastal Branch Phase II charges, a decrease of \$1.7 million in Transportation Minimum Charges, a decrease of \$0.4 million in Water System Revenue Bond costs over prior year, an increase of \$0.4 million in Delta Water Charges.

Variable Charge Highlights

- DWR Variable cost increase of \$1.25 million over FY 2023/24.
- Estimated Variable OMP&R unit rate for 2024: \$286.00; 2025: \$286.00

Central Coast Water Authority
Department of Water Resources Charges
Fiscal Year 2024/25 Budget

Through the Santa Barbara County Flood Control and Water Conservation District (SBCFC&WCD), the Authority holds a contract with the Department of Water Resources (DWR) to purchase up to 45,486 acre-feet of water per year. The costs for this water are charged to the various Authority project participants.

The DWR charges include both fixed and variable components. The fixed costs represent costs that must be paid independent of the amount of water requested by the project participants. The variable costs vary based on delivery amounts and are comprised of power and power related costs.

DWR Billing Procedures

The DWR prepares its annual bill (“Statement of Charges”) on a calendar year basis and submits the bill to the Authority. The variable portion of the bill is based on the requested deliveries of the Authority’s project participants, which the Authority provides to DWR in October of the prior year. The fixed portion of the bill is based on the Authority’s State water Table A amount. The Delta Water Charge is billed by DWR net of Table A entitlement reductions (*see the sections entitled “Delta Water Charges” and “Table A Entitlement Reductions”*).

The Statement of Charges is allocated on a financial reach basis (*see the Distribution Department section of this budget for further information on financial reaches*). Invoices are then prepared by the Authority and forwarded to its project participants.

Summary of FY 2024/25 DWR Charges

The DWR charges for the first half of FY 2024/25 are based on the 2024 Statement of Charges. The DWR charges for the second half of FY 2024/25 are based on forecasts prepared by the DWR State Water Project Analysis Office. DWR transportation capital charges starting in 1998 are based on a Coastal Branch Phase II project cost of approximately \$481 million. Coastal Branch Extension capital charges are based on the allocation share of debt service principal and interest payments from the various DWR revenue bond debt issues allocated to repay the capital costs of the Coastal Branch Phase II.

The fixed DWR charges are allocated to the various project participants based on their State water Table A allocation. The variable DWR charges are allocated in proportion to the project participant requested deliveries. San Luis Obispo County pays DWR directly for its DWR costs. The table “DWR Charges” at the end of this section shows fixed and variable DWR costs for each project participant.

Central Coast Water Authority
Department of Water Resources Charges
 Fiscal Year 2024/25 Budget

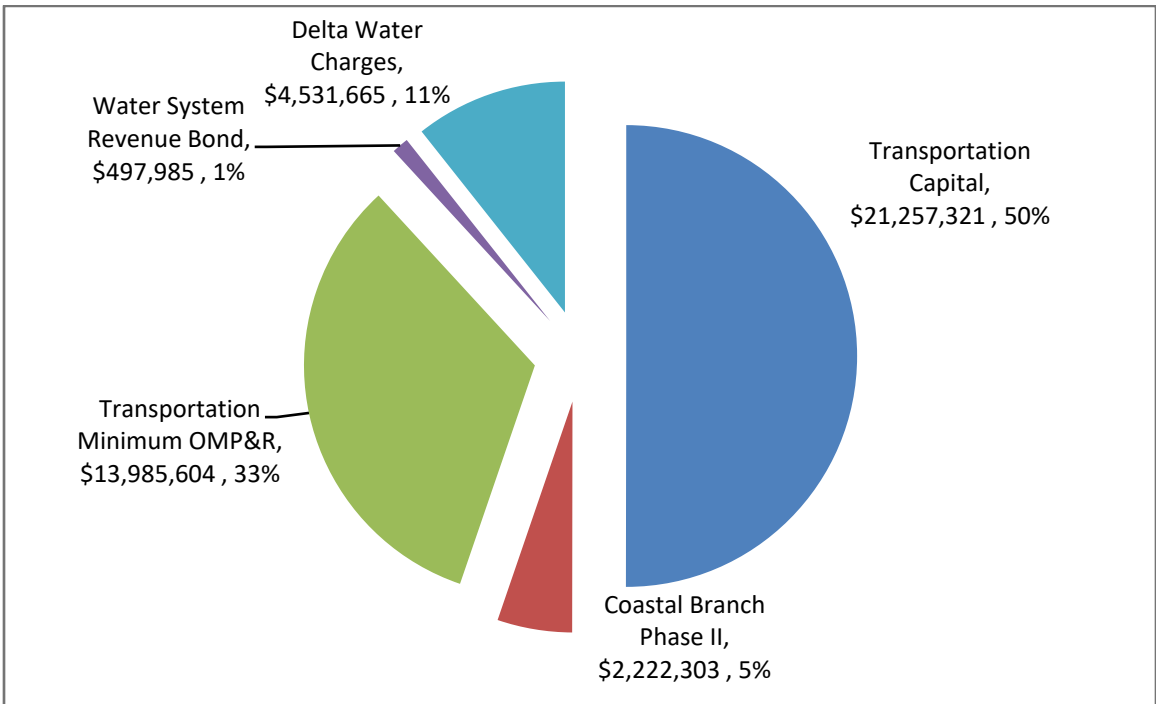
The following table provides a comparison of the FY 2022/23 through the FY 2024/25 DWR charges.

DWR Fixed and Variable Cost Comparison					
Cost Component	FY 2022/23 Actual	FY 2023/24 Budget	FY 2023/24 Est. Actual ⁽¹⁾	FY 2024/25 Budget	FY 2023/24 Budget to FY 2024/25 Budget Increase (Decrease)
Transportation Capital	\$ 19,280,226	\$ 19,228,880	\$ 19,228,880	\$ 21,257,321	\$ 2,028,440
Coastal Branch Phase II	2,816,077	1,591,233	1,591,233	2,222,303	631,070
Transportation Minimum OMP&R	13,491,300	15,686,106	15,686,106	13,985,604	(1,700,502)
Water System Revenue Bond	543,289	935,693	935,693	497,985	(437,708)
Delta Water Charges	5,071,825	4,171,553	4,171,553	4,531,665	360,112
Subtotal Fixed DWR Charges	<u>41,202,717</u>	<u>41,613,465</u>	<u>41,613,465</u>	<u>42,494,877</u>	<u>881,412</u>
Off-Aqueduct Charges	22,429	39,304	24,936	21,220	(18,084)
Variable OMP&R	1,712,294	2,153,282	3,126,085	3,425,677	1,272,395
Subtotal Variable DWR Charges	<u>1,734,723</u>	<u>2,192,585</u>	<u>3,151,021</u>	<u>3,446,897</u>	<u>1,254,311</u>
DWR Account Investment Income	(224,346)	(281,050)	(870,244)	(870,244)	(589,194)
Total DWR Charges	<u>\$ 42,713,094</u>	<u>\$ 43,525,000</u>	<u>\$ 43,894,242</u>	<u>\$ 45,071,530</u>	<u>\$ 1,546,529</u>

(1) Includes the actual credits provided by DWR which were included in the fiscal year budget projections.

DWR FIXED COSTS

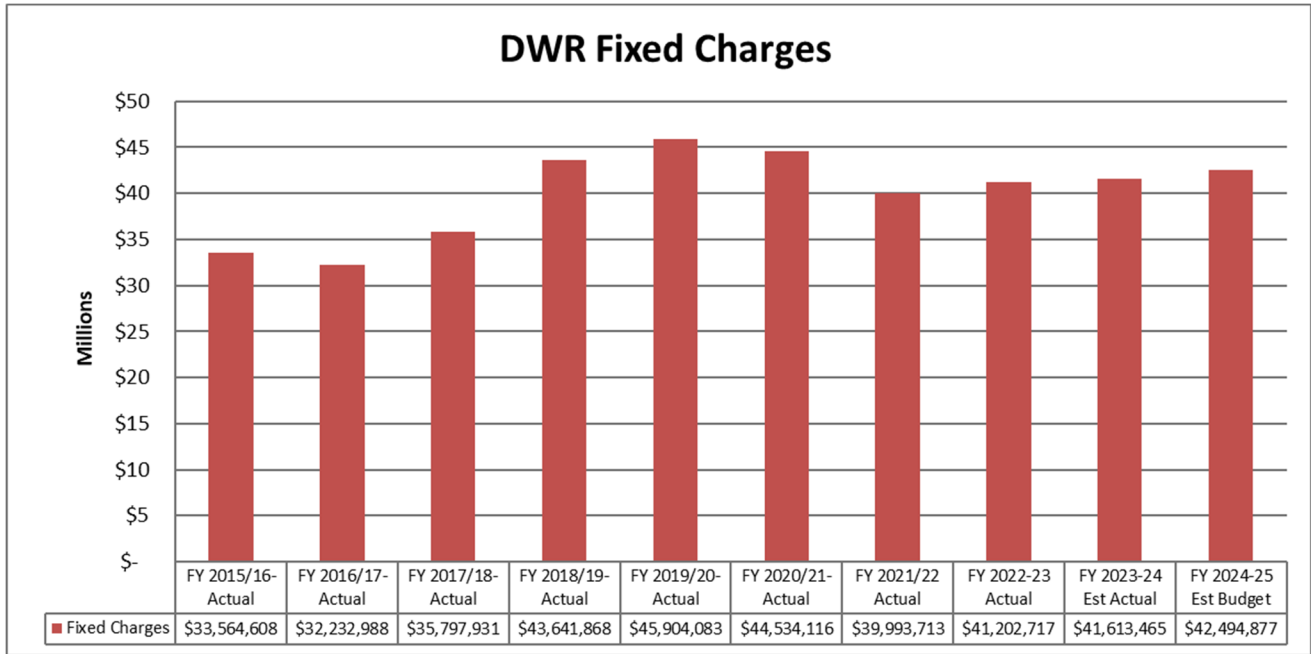
The DWR fixed costs are comprised of the following cost components:



Central Coast Water Authority
Department of Water Resources Charges
 Fiscal Year 2024/25 Budget

The FY 2024/25 DWR fixed charges total \$42,494,877 which is \$881,412 higher than the FY 2023/24 Budget. The reasons for the cost component variances are described later in this section.

The following graph shows the ten-year trend in the DWR fixed costs.



Transportation Capital

The Transportation Capital cost component covers the use of facilities to transport water to the vicinity of each State water contractor’s turnouts. Generally, the charge represents each contractor’s proportionate share of the reimbursable capital costs and fixed operating costs.

The following table shows the allocation of the FY 2024/25 Transportation Capital charges to each of the CCWA project participants:

Central Coast Water Authority
Department of Water Resources Charges
 Fiscal Year 2024/25 Budget

TRANSPORTATION CAPITAL CHARGES

Project Participant	Table A	Percentage	Reaches 1 to 35 ⁽¹⁾	One-Shot Adjustment	Rate Management		Prior Year	FY 2024/25
					Funds Credit	DWR Credits for Overpayments ⁽²⁾	Transportation Capital Charges	
Guadalupe	550	1.41%	\$ 337,576	\$ 330	\$ (20,743)	\$ (18,609)	\$ 298,554	
Santa Maria	16,200	41.46%	9,943,158	9,721	(610,987)	(548,106)	8,793,786	
Golden State Water Co.	500	1.28%	306,888	300	(18,858)	(16,917)	271,413	
VSFB	5,500	14.07%	3,375,764	3,300	(207,434)	(186,085)	2,985,545	
Buellton	578	1.48%	354,762	347	(21,799)	(19,556)	313,754	
Santa Ynez (Solvang) ⁽³⁾	1,500	3.84%	911,438	900	(57,165)	(50,242)	804,931	
Santa Ynez ⁽³⁾	500	1.28%	316,112	300	(18,265)	(17,425)	280,722	
Goleta	4,500	11.52%	2,761,988	2,700	(169,719)	(152,252)	2,442,718	
Morehart	200	0.51%	122,755	120	(7,543)	(6,767)	108,565	
La Cumbre	1,000	2.56%	613,775	600	(37,715)	(33,834)	542,826	
Raytheon	50	0.13%	30,689	30	(1,886)	(1,692)	27,141	
Santa Barbara	3,000	7.68%	1,841,326	1,800	(113,146)	(101,501)	1,628,479	
Montecito	3,000	7.68%	1,841,326	1,800	(113,146)	(101,501)	1,628,479	
Carpinteria	2,000	5.12%	1,227,550	1,200	(75,430)	(67,667)	1,085,653	
Subtotal:	39,078	100.00%	\$ 23,985,108	\$ 23,449	\$ (1,473,837)	\$ (1,322,154)	\$ 21,212,566	
Goleta Additional Table A	2,500	5.50%	45,031	-	2,714	(2,991)	44,754	
CCWA Drought Buffer	3,908	-	-	-	-	-	-	
TOTAL:	45,486		\$ 24,030,139	\$ 23,449	\$ (1,471,123)	\$ (1,325,144)	\$ 21,257,321	

(1) Reach 36 was deleted during project design. DWR Reaches to the end of Coastal Branch Phase II consist of Reaches 1 to 35. The Coastal Branch extension consists of Reaches 37 and 38.
 (2) Credits for prior year(s) overpayments amortized by DWR through the year 2035.
 (3) Adjusted for transfer of the Solvang 150 acre foot drought buffer Table A to Santa Ynez.
 (4) Golden State Water, La Cumbre and Santa Barbara-100% of credit transferred into DWR reserve fund.

The FY 2024/25 Transportation capital charges are increasing by \$2,028,440 due to the following:

Transportation Capital Budget-to-Budget Changes			
	FY 2023/24	FY 2024/25	Change
Calculated Component	\$ 23,696,592	\$ 24,030,139	\$ 333,547
Rate Management Credits	(2,712,382)	(1,471,123)	1,241,260
Prior Year amount due	2,084	-	(2,084)
Prior Year Overcollection Credit	(1,327,321)	(1,325,144)	2,177
Other Adjustments	20,707	23,449	2,742
Addtl Amount Due (Credit)	(58,729)	-	58,729
Debt Service Reserve Fund Credit	(392,070)	-	392,070
Total:	\$ 19,228,881	\$ 21,257,321	\$ 2,028,440

Rate Management Credits

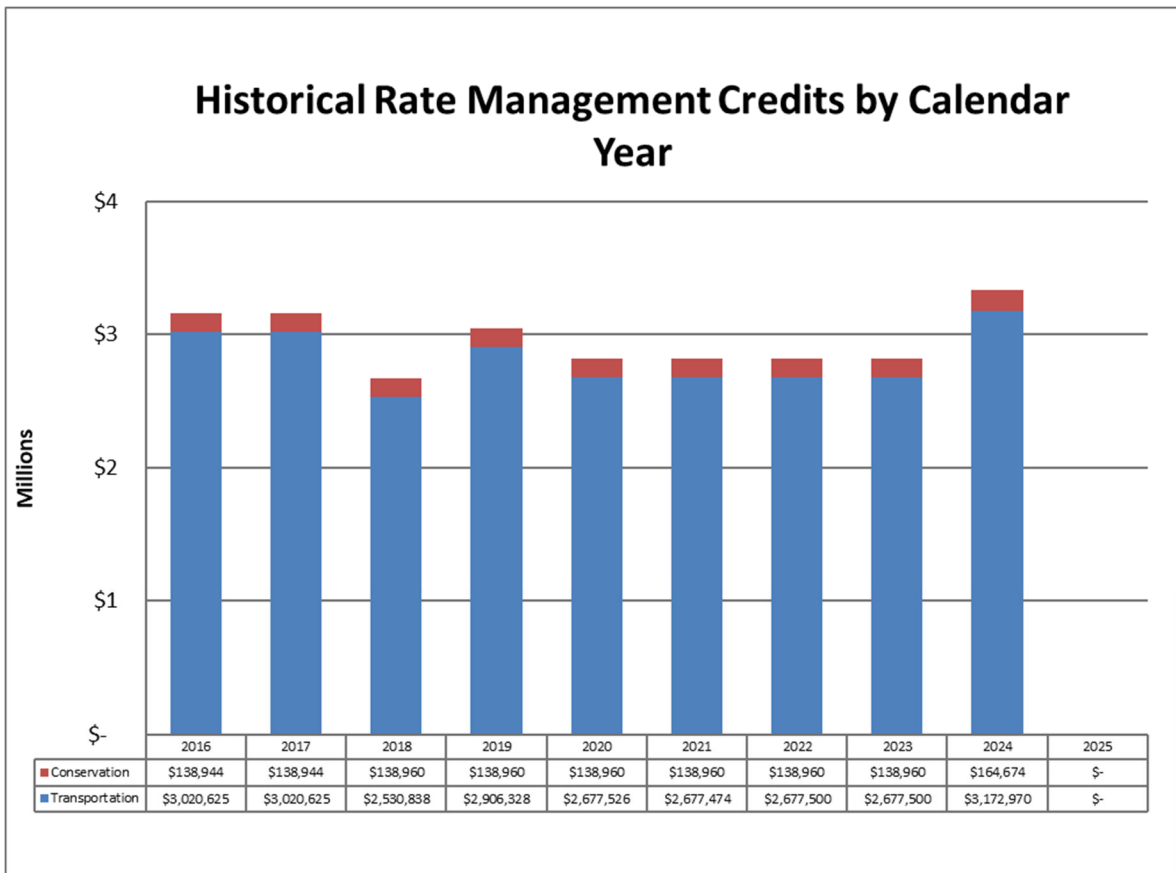
One provision of the contract between CCWA and the Department of Water Resources provides for the reduction of capital charges based on excess revenues collected by DWR due to differences between collections from the State Water Project Contractors and the actual amounts paid for capital related charges. These credits are referred to as “rate management credits” and are allocated to each Contractor in proportion to their total repayment of capital charges to DWR. As such, CCWA receives a large portion of the annual rate management credits (currently about 9.00%) because our facilities were constructed in the 1990’s while most other Contractor’s facilities were

Central Coast Water Authority
Department of Water Resources Charges
 Fiscal Year 2024/25 Budget

constructed in the 1960's so that CCWA's capital repayments to DWR are quite high when compared to other Contractors.

Each year, DWR prepares a financial analysis to determine the revenues that are available to pay rate management credits. Pursuant to the Contract, the maximum amount of rate management credits in any one year does not exceed \$48 million to all Contractors.

CCWA estimates no rate management credits in Calendar year 2025.



Coastal Branch Extension-Transportation Capital Reach 37 and 38

This represents the debt service for the Coastal Branch Extension bonds issued by DWR for the Coastal Branch Extension facilities in Santa Barbara County south of the Santa Maria River. CCWA is solely responsible for repayment of the debt service on these bonds to DWR. The charges are allocated according to DWR's actual construction costs for the project with 51.84% allocated to Reach 37 and 48.16% allocated to Reach 38.

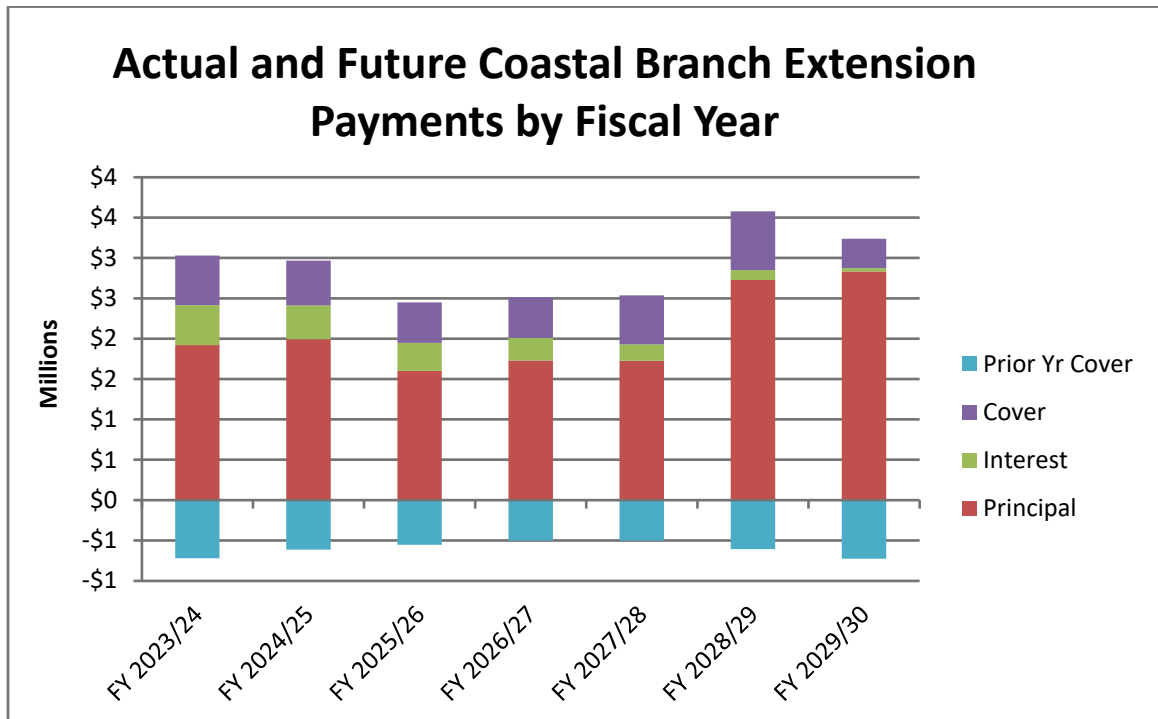
Central Coast Water Authority
Department of Water Resources Charges
 Fiscal Year 2024/25 Budget

Coastal Branch Extension debt service payments for FY 2024/25 total \$2,222,303, which is \$631,070 higher than the prior year amount due to the following:

Coastal Branch Extension Debt Service			
	FY 2023/24	FY 2024/25	Change
Principal Payments	\$ 1,920,927	\$ 1,994,337	\$ 73,410
Interest Payments	495,546	418,073	(77,473)
Bond Cover	613,294	553,958	(59,336)
Rate Management Credits	(206,939)	(112,238)	94,701
Return of Prior Year Cover	(728,336)	(613,294)	115,042
Prior year amount due (credit)	(245,802)	(18,533)	227,269
Excess Reserve Fund Credits	(237,995)	-	237,995
Prior year amount due (credit)	(19,462)	-	19,462
Total:	<u>\$ 1,591,233</u>	<u>\$ 2,222,303</u>	<u>\$ 631,070</u>

Principal, Interest and Bond Cover Changes

Over the years, DWR has refinanced some of the original bonds used to finance these facilities and the resulting debt service repayment fluctuates significantly between years as can be seen in the following graph.



Central Coast Water Authority
Department of Water Resources Charges
 Fiscal Year 2024/25 Budget

In addition to the revenue bond principal and interest, DWR also collects bond cover or an additional 25% of revenue bond payments as an additional security for the bond holders. DWR holds one year of bond cover and then returns the prior year bond cover payments as credits.

Coastal Branch Extension Bond Allocation

CCWA is challenging DWR's allocation of revenue bond debt service payments to CCWA for the Coastal Branch Extension. Total construction and finance related costs were around \$35 million for the project, but DWR is allocating approximately \$46 million in revenue bond principal payments to CCWA. Recently, DWR agreed that the allocation of additional bonds above the construction costs is incorrect and that the bonds should be reallocated to the general water system for the State Water Project away from the Coastal Branch Extension.

DWR still has not finalized the corrections to the Coastal Branch Extension debt service schedules for the over allocation of revenue bonds above the construction costs. The corrections, once implemented, will reduce the total debt service costs for the Coastal Branch Extension facilities.

The following tables show the allocation of the DWR Coastal Branch Extension debt service amounts for FY 2024/25.

TRANSPORTATION CAPITAL-COASTAL BRANCH EXTENSION

Project Participant	<i>Reach 37</i>				
	Table A	Percentage	Transportation Capital	Reach 37 Credits ⁽¹⁾	Net Reach 37 Transp. Costs
Guadalupe	-	0.00%	\$ -	\$ -	\$ -
Santa Maria	16,200	42.05%	646,589	(158,147)	488,443
Golden State Water Co.	500	1.30%	19,956	(4,881)	15,075
VSF	5,500	14.28%	219,521	(53,692)	165,829
Buellton	578	1.50%	23,070	(5,643)	17,427
Santa Ynez (Solvang)	1,500	3.89%	59,869	(14,643)	45,226
Santa Ynez	500	1.30%	19,956	(4,881)	15,075
Goleta	4,500	11.68%	179,608	(43,930)	135,679
Morehart	200	0.52%	7,983	(1,952)	6,030
La Cumbre	1,000	2.60%	39,913	(9,762)	30,151
Raytheon	50	0.13%	1,996	(488)	1,508
Santa Barbara	3,000	7.79%	119,739	(29,286)	90,452
Montecito	3,000	7.79%	119,739	(29,286)	90,452
Carpinteria	2,000	5.19%	79,826	(19,524)	60,302
Total:	38,528	100.00%	\$ 1,537,765	\$ (376,116)	\$ 1,161,649

⁽¹⁾ Includes credits for the return of bond cover of \$613,294, Rate Management Funds Credits of \$112,238

⁽²⁾ Golden State Water, La Cumbre and Santa Barbara-100% of credit transferred into DWR reserve fund.

Central Coast Water Authority
Department of Water Resources Charges
 Fiscal Year 2024/25 Budget

TRANSPORTATION CAPITAL-COASTAL BRANCH EXTENSION

Project Participant	Reach 38					FY 2023/24 (Credits) Due	FY 2024/25 Transportation Capital Charges
	Table A	Percentage	Transportation Capital	Reach 38 Credits ⁽¹⁾	Net Reach 38 Transp. Costs		
Guadalupe	-	0.00%	\$ -	\$ -	\$ -	\$ -	\$ -
Santa Maria	-	0.00%	-	-	-	(4,040)	484,403
Golden State Water Co.	-	0.00%	-	-	-	(125)	14,950
VSFB	5,500	25.20%	359,965	(88,042)	271,923	(3,620)	434,132
Buellton	578	2.65%	37,829	(9,252)	28,577	(380)	45,624
Santa Ynez (Solvang)	1,500	6.87%	98,172	(24,012)	74,161	(987)	118,400
Santa Ynez	500	2.29%	32,724	(8,004)	24,720	(329)	39,467
Goleta	4,500	20.62%	294,517	(72,035)	222,482	(2,962)	355,199
Morehart	200	0.92%	13,090	(3,202)	9,888	(132)	15,786
La Cumbre	1,000	4.58%	65,448	(16,008)	49,440	(658)	78,933
Raytheon	50	0.23%	3,272	(800)	2,472	(33)	3,947
Santa Barbara	3,000	13.74%	196,345	(48,023)	148,321	(1,975)	236,799
Montecito	3,000	13.74%	196,345	(48,023)	148,321	(1,975)	236,799
Carpinteria	2,000	9.16%	130,896	(32,015)	98,881	(1,317)	157,865
Total:	21,828	100.00%	\$ 1,428,603	\$ (349,416)	\$ 1,079,186	\$ (18,533)	\$ 2,222,303

⁽¹⁾ Includes credits for the return of bond cover of \$613,294, Rate Management Funds Credits of \$112,238

⁽²⁾ Golden State Water, La Cumbre and Santa Barbara-100% of credit transferred into DWR reserve fund.

Transportation Minimum OMP&R

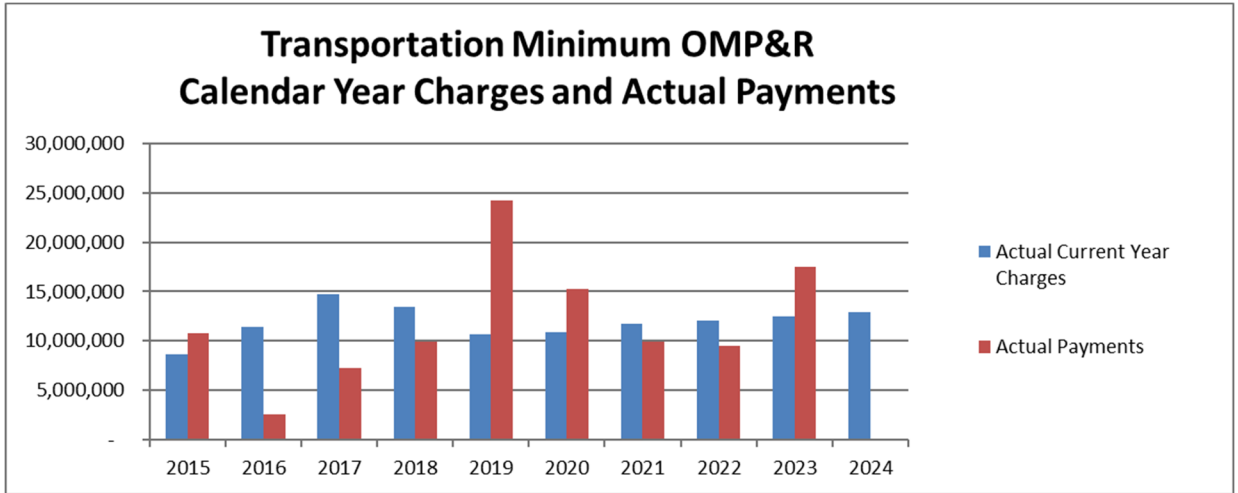
Transportation Minimum OMP&R charges are the operations and maintenance costs incurred by DWR to operate the State Water Project that generally do not depend on or vary with the quantities of water delivered to CCWA.

For FY 2024/25, total Transportation Minimum OMP&R charges are \$13,985,604 which is \$1,700,502 less than the prior year amount due to the following:

Transportation Minimum OMP&R			
	FY 2023/24	FY 2024/25	Change
Calculated Component	\$ 12,125,783	\$ 13,499,575	\$ 1,373,792
Prior Year (Over)/Under Collection	2,616,229	486,030	(2,130,200)
Addtl Amount Due (Credit)	1,758,404	-	(1,758,404)
Prior Year Amount Due (Credit)	(814,310)		814,310
Total:	\$ 15,686,106	\$ 13,985,604	\$ (1,700,502)

DWR estimates the calendar year charges for each Contractor and then reconciles for a “true-up” of the actual charges incurred in the following year(s) resulting in either an over or under-payment of charges. The following graph shows the actual charges by calendar year and the actual payments from CCWA in that year, with the difference being either the over or under-collection.

Central Coast Water Authority
Department of Water Resources Charges
 Fiscal Year 2024/25 Budget



The following table shows the allocation of the FY 2024/25 Transportation Minimum OMP&R charges to each of the CCWA project participants.

TRANSPORTATION MINIMUM OMP&R

Project Participant	Table A	Percentage	Calculated Component FY 2024/25	Prior Year(s) Undercollections	FY 2024/25 Transportation Minimum OMP&R
Guadalupe	550	1.41%	\$ 187,546	\$ 6,752	\$ 194,298
Santa Maria	16,200	41.46%	5,524,080	198,885	5,722,965
Golden State Water Co.	500	1.28%	170,496	6,138	176,635
VSFB	5,500	14.07%	1,875,459	67,523	1,942,982
Buellton	578	1.48%	197,094	7,096	204,190
Santa Ynez (Solvang) ⁽¹⁾	1,500	3.84%	497,381	17,907	515,288
Santa Ynez ⁽¹⁾	500	1.28%	184,605	6,646	191,251
Goleta	4,500	11.52%	1,534,467	55,246	1,589,712
Morehart	200	0.51%	68,199	2,455	70,654
La Cumbre	1,000	2.56%	340,993	12,277	353,269
Raytheon	50	0.13%	17,050	614	17,663
Santa Barbara	3,000	7.68%	1,022,978	36,831	1,059,808
Montecito	3,000	7.68%	1,022,978	36,831	1,059,808
Carpinteria	2,000	5.12%	681,985	24,554	706,539
Subtotal:	39,078	100.00%	\$ 13,325,308	\$ 479,755	\$ 13,805,063
Goleta Additional Table A	2,500	-	174,267	6,274	\$ 180,541
CCWA Drought Buffer	3,908	-	-	-	-
TOTAL:	45,486		\$ 13,499,575	\$ 486,030	\$ 13,985,604

(1) Adjusted for the transfer of 150 acre feet drought buffer Table A from Solvang to Santa Ynez.
 (2) Golden State Water, La Cumbre and Santa Barbara-100% of credit transferred into DWR reserve fund.

Central Coast Water Authority
Department of Water Resources Charges
 Fiscal Year 2024/25 Budget

Water System Revenue Bond Surcharge

The Water System Revenue Bond Surcharge (WSRB) represents the difference between the capital payments to DWR from the Contractors and the actual revenue bond debt service payments paid by DWR. For FY 2024/25, the WSRB is \$437,708 lower than the prior year amount.

The following table shows the allocation of the WSRB for each CCWA project participant.

WATER SYSTEM REVENUE BOND SURCHARGE

Project Participant	Table A	Percentage	Gross WSRB Charges	Return of Bond Cover ⁽²⁾	Refund of Power Debt Service ⁽³⁾	FY 2023/24	FY 2024/25
						WSRB (Credits) Due	WSRB Charges
Guadalupe	550	1.41%	\$ 59,605	\$ (33,035)	\$ (17,818)	\$ (2,217)	\$ 6,535
Santa Maria	16,200	41.46%	1,755,639	(973,024)	(524,818)	(65,323)	192,475
Golden State Water Co.	500	1.28%	54,186	(30,032)	(16,198)	(2,016)	5,941
VSF	5,500	14.07%	596,050	(330,348)	(178,179)	(22,177)	65,347
Buellton	578	1.48%	62,639	(34,717)	(18,725)	(2,330)	6,868
Santa Ynez (Solvang) ⁽¹⁾	1,500	3.84%	155,681	(86,283)	(48,594)	(5,926)	14,878
Santa Ynez ⁽¹⁾	500	1.28%	61,064	(33,844)	(16,198)	(2,139)	8,884
Goleta	4,500	11.52%	487,678	(270,284)	(145,783)	(20,014)	51,596
Morehart	200	0.51%	21,675	(12,013)	(6,479)	(806)	2,376
La Cumbre	1,000	2.56%	108,373	(60,063)	(32,396)	(4,032)	11,881
Raytheon	50	0.13%	5,419	(3,003)	(1,620)	(201)	594
Santa Barbara	3,000	7.68%	325,118	(180,190)	(97,188)	(12,097)	35,643
Montecito	3,000	7.68%	325,118	(180,190)	(97,188)	(12,097)	35,643
Carpinteria	2,000	5.12%	216,746	(120,126)	(64,792)	(8,064)	23,763
Subtotal	39,078	100.00%	\$ 4,234,993	\$ (2,347,150)	\$ (1,265,977)	\$ (159,442)	\$ 462,424
Goleta Additional Table A	2,500	-	\$ 103,102	(57,140)	(10,401)		\$ 35,560
CCWA Drought Buffer	3,908	-	-	-	-	-	-
TOTAL:	45,486		\$ 4,338,095	\$ (2,404,290)	\$ (1,276,378)	\$ (159,442)	\$ 497,985

(1) Adjusted for the transfer of Solvang 150 acre foot drought buffer Table A to Santa Ynez.
 (2) WSRB return of bond cover for July 2023 and January 2024 payments.
 (3) WSRB Refund of power debt surcharge in April 2025 for Jan 2024 and July 2024 payments.
 (4) Golden State Water, La Cumbre and Santa Barbara-100% of credit transferred into DWR reserve fund.

Delta Water Charge

The Delta Water Charge is a unit charge applied to each acre-foot of State water Table A amount net of Table A reductions (see “Table A Reductions” in the section discussing “Other DWR Charges and Credits”). The unit charge covers repayment of all outstanding reimbursable costs of the DWR Project Conservation Facilities with appropriate interest, by the end of the State water contract repayment period in 2035.

No Table A reductions are assumed for FY 2024/25.

The FY 2024/25 Delta Water Charge totals \$4,531,665, which is \$360,112 higher than the prior year amount for the following reasons.

Central Coast Water Authority
Department of Water Resources Charges
 Fiscal Year 2024/25 Budget

Delta Water Charge			
	FY 2023/24	FY 2024/25	Change
Rate per acre-foot	\$ 102.53	\$ 101.45	\$ (1.08)
Delta Water Charge	4,663,686	4,614,555	(49,131)
Rate Management Credits	(151,827)	(82,890)	68,937
Prior year amount due (credit)	(340,306)	-	340,306
Total:	\$ 4,171,553	\$ 4,531,665	\$ 360,112

As shown in the previous table, the FY 2024/25 rate per acre-foot totals \$101.45, which is \$1.08/AF lower than the prior year amount.

The FY 2024/25 rate includes an estimated \$20.00/AF increase for calendar year 2025 for potential other conservation and delta related facilities (\$10.00/AF on a fiscal year basis).

The following table shows the allocation of the FY 2024/25 Delta Water Charge to each of the CCWA project participants.

DELTA WATER CHARGE						
Project Participant	Table A		Gross Delta Water Charges	Rate Management Funds Credit	FY 2024/25	
	Including Drought Buffer	Percentage			Delta Water Charges	Delta Water Charges
Guadalupe	605	1.41%	\$ 61,377	\$ (1,091)	\$	60,286
Santa Maria	17,820	41.46%	1,807,839	(32,148)	\$	1,775,691
Golden State Water Co.	550	1.28%	55,798	(992)	\$	54,805
VSFB	6,050	14.07%	613,773	(10,915)	\$	602,858
Buellton	636	1.48%	64,522	(1,147)	\$	63,375
Santa Ynez (Solvang)	1,500	3.49%	152,175	(3,249)	\$	148,926
Santa Ynez	700	1.63%	71,015	(1,263)	\$	69,752
Goleta	4,950	11.52%	502,178	(8,930)	\$	493,247
Morehart	220	0.51%	22,319	(397)	\$	21,922
La Cumbre	1,100	2.56%	111,595	(1,984)	\$	109,611
Raytheon	55	0.13%	5,580	(99)	\$	5,481
Santa Barbara	3,300	7.68%	334,785	(5,953)	\$	328,832
Montecito	3,300	7.68%	334,785	(5,953)	\$	328,832
Carpinteria	2,200	5.12%	223,190	(3,969)	\$	219,221
Subtotal	42,986	100.00%	\$ 4,360,930	\$ (78,092)	\$	4,282,838
Goleta Additional Table A	2,500	5.50%	\$ 253,625	(4,798)	\$	248,828
TOTAL:	45,486	-	\$ 4,614,555	\$ (82,890)	\$	4,531,665

(1) Golden State Water, La Cumbre and Santa Barbara-100% of credit transferred into DWR reserve fund.

2024 COST PER AF:	\$ 91.4500
Increase for 2024 SOC per AF /2	\$ 10.0000
Estimated rate for FY 2024/25	\$ 101.4500

Central Coast Water Authority
Department of Water Resources Charges
 Fiscal Year 2024/25 Budget

DWR VARIABLE COSTS

The DWR variable charges are comprised of the following two cost components:

- Off-Aqueduct Charge
- Variable OMP&R

The DWR variable charges for FY 2024/25 total \$3,446,897 which is \$1,254,311 less than the budgeted FY 2023/24 variable payments.

Off-Aqueduct Charges

Off-aqueduct charges are the bond debt service, bond cover, reserve, and operations and maintenance expenses allocated to power facilities not located on the State water aqueduct.

For FY 2024/25, the off-aqueduct charges total \$21,220 which is \$18,084 less than the prior year budget.

The following table shows the allocation of off-aqueduct charges for FY 2024/25.

Project Participant	OFF-AQUEDUCT CHARGES								TOTAL FY 2024/25 Off-Aqueduct
	July 2024 to December 2024				January 2025 to June 2025				
	Requested Delivery AF ⁽¹⁾	Delivery Percentage	2024 Off-Aqueduct ^(1 & 2)	Half-Year 2023 Charges	Requested Delivery AF ⁽¹⁾	Delivery Percentage	2025 Off-Aqueduct ⁽³⁾	Half-Year 2024 Charges	
Guadalupe	111	1.77%	\$ 292	\$ 146	6	0.11%	\$ 27	\$ 14	\$ 160
Santa Maria	2,756	43.84%	7,259	3,630	2,241	39.38%	10,191	5,096	8,725
Golden State Water Co.	199	3.17%	524	262	65	1.14%	296	148	410
VSFB	961	15.29%	2,531	1,266	1,225	21.52%	5,570	2,785	4,051
Buellton	124	1.97%	327	163	15	0.26%	68	34	197
Santa Ynez (Solvang) ⁽⁵⁾	349	5.55%	919	460	197	3.46%	896	448	908
Santa Ynez ⁽⁶⁾	-	0.00%	-	-	-	0.00%	-	-	-
Goleta	549	8.73%	1,446	723	725	12.74%	3,297	1,649	2,372
Morehart	25	0.40%	66	33	36	0.63%	164	82	115
La Cumbre	230	3.66%	606	303	205	3.60%	932	466	769
Raytheon	7	0.11%	18	9	-	0.00%	-	-	9
Santa Barbara	366	5.82%	964	482	516	9.07%	2,347	1,173	1,655
Montecito	366	5.82%	964	482	216	3.80%	982	491	973
Carpinteria	244	3.88%	643	321	244	4.29%	1,110	555	876
	6,287	100.00%	\$ 16,560	\$ 8,280	5,691	100.00%	\$ 25,880	\$ 12,940	\$ 21,220

(1) Off-aqueduct charges are billed to the project participants based on requested deliveries. South coast deliveries include exchange deliveries with Santa Ynez ID#1.

(2) Source: DWR invoice dated Oct 1, 2023 for Calendar Year 2024 Statement of Charges Rebill.

(3) Source: 2025 OAC projected at half of 2025 SOC Attach 3

(4) Adjusted for the transfer of Solvang 150 acre foot drought buffer Table A to Santa Ynez.

(5) Pursuant to the Exchange Agreement, Santa Ynez only pays Off-Aqueduct charges on its Table A deliveries. The South Coast project participants which participate in the Exchange Agreement pay the Off-Aqueduct charges for exchange water they accept.

Central Coast Water Authority
Department of Water Resources Charges
 Fiscal Year 2024/25 Budget

The following table shows the allocation of off-aqueduct charges for FY 2024/25.

Project Participant	OFF-AQUEDUCT CHARGES				OFF-AQUEDUCT CHARGES				TOTAL FY 2024/25 Off-Aqueduct
	July 2024 to December 2024		January 2025 to June 2025		July 2024 to December 2024		January 2025 to June 2025		
	Requested Delivery AF ⁽¹⁾	Delivery Percentage	2024 Off-Aqueduct ^(1 & 2)	Half-Year 2023 Charges	Requested Delivery AF ⁽¹⁾	Delivery Percentage	2025 Off-Aqueduct ⁽³⁾	Half-Year 2024 Charges	
Guadalupe	111	1.77%	\$ 292	\$ 146	6	0.11%	\$ 27	\$ 14	\$ 160
Santa Maria	2,756	43.84%	7,259	3,630	2,241	39.38%	10,191	5,096	8,725
Golden State Water Co.	199	3.17%	524	262	65	1.14%	296	148	410
VSFB	961	15.29%	2,531	1,266	1,225	21.52%	5,570	2,785	4,051
Buellton	124	1.97%	327	163	15	0.26%	68	34	197
Santa Ynez (Solvang) ⁽⁵⁾	349	5.55%	919	460	197	3.46%	896	448	908
Santa Ynez ⁽⁶⁾	-	0.00%	-	-	-	0.00%	-	-	-
Goleta	549	8.73%	1,446	723	725	12.74%	3,297	1,649	2,372
Morehart	25	0.40%	66	33	36	0.63%	164	82	115
La Cumbre	230	3.66%	606	303	205	3.60%	932	466	769
Raytheon	7	0.11%	18	9	-	0.00%	-	-	9
Santa Barbara	366	5.82%	964	482	516	9.07%	2,347	1,173	1,655
Montecito	366	5.82%	964	482	216	3.80%	982	491	973
Carpinteria	244	3.88%	643	321	244	4.29%	1,110	555	876
	6,287	100.00%	\$ 16,560	\$ 8,280	5,691	100.00%	\$ 25,880	\$ 12,940	\$ 21,220

(1) Off-aqueduct charges are billed to the project participants based on requested deliveries. South coast deliveries include exchange deliveries with Santa Ynez ID#1.

(2) Source: DWR invoice dated Oct 1, 2023 for Calendar Year 2024 Statement of Charges Rebill.

(3) Source: 2025 OAC projected at half of 2025 SOC Attach 3

(4) Adjusted for the transfer of Solvang 150 acre foot drought buffer Table A to Santa Ynez.

(5) Pursuant to the Exchange Agreement, Santa Ynez only pays Off-Aqueduct charges on its Table A deliveries. The South Coast project participants which participate in the Exchange Agreement pay the Off-Aqueduct charges for exchange water they accept.

Central Coast Water Authority
Department of Water Resources Charges
 Fiscal Year 2024/25 Budget

Variable OMP&R Charges

Variable OMP&R costs basically represent power costs to pump the water and represent costs that are based on and vary with the amount of State water deliveries.

For FY 2024/25, the variable OMP&R charges total \$3,425,677 which is \$1,272,395 more than the prior year amount. The budget is based on estimated water deliveries of 11,978 acre-feet.

The cost per acre-foot for water deliveries in the first half of FY 2024/25 is estimated to be \$286/AF and \$286/AF for the second half of the fiscal year.

The following table shows the allocation of the FY 2024/25 variable OMP&R costs.

VARIABLE OMP&R CHARGES									
Project Participant	July 1, 2024 to Dec 31, 2025 ⁽¹⁾			\$286/AF ⁽²⁾	Jan 1, 2025 to June 30, 2025 ⁽³⁾			\$286/AF ⁽⁴⁾	TOTAL
	Requested Delivery	SYID#1 Exchanges	Net Deliveries	2024 Var OMP&R	Requested Delivery	SYID#1 Exchanges	Net Deliveries	2025 Var OMP&R	FY 2024/25 Var. OMP&R
Guadalupe	111	-	111	\$ 31,746	6	-	6	\$ 1,716	\$ 33,462
Santa Maria	2,756	-	2,756	788,216	2,241	-	2,241	640,926	1,429,142
Golden State Water Co.	199	-	199	56,914	65	-	65	18,590	75,504
VSF&B	961	-	961	274,846	1,225	-	1,225	350,319	625,165
Buellton	124	-	124	35,464	15	-	15	4,290	39,754
Santa Ynez (Solvang)	349	-	349	99,814	197	-	197	56,342	156,156
Santa Ynez ⁽⁶⁾	-	1,525	1,525	-	-	900	900	-	-
Goleta	549	(549)	-	157,014	725	(324)	401	207,350	364,364
Morehart	25	-	25	7,150	36	-	36	10,296	17,446
La Cumbre	230	-	230	65,780	205	-	205	58,630	124,410
Raytheon	7	-	7	2,002	-	-	-	-	2,002
Santa Barbara	366	(366)	-	104,676	516	(216)	300	147,576	252,252
Montecito	366	(366)	-	104,676	216	(216)	-	61,776	166,452
Carpinteria	244	(244)	-	69,784	244	(144)	100	69,784	139,568
Total	6,287	-	6,287	\$ 1,798,082	5,691	-	5,691	\$ 1,627,595	\$ 3,425,677

(1) 2024 Requested Deliveries based on anticipated actual demand by each project participant without regard to the current DWR delivery allocation percentage.

(2) Source: 2024 IIR-Estimate based on January Invoice

(3) 2025 Requested Deliveries based on a 100% delivery allocation.

(4) Source: Estimate of invoice rate for 2024.

(5) Pursuant to the Exchange Agreement, Santa Ynez only pays Variable OMP&R charges on its entitlement deliveries. The South Coast project participants which participate in the Exchange Agreement pay the Variable OMP&R charges for exchange water they accept.

Central Coast Water Authority
DWR Charges
Fiscal Year 2024/25 Budget

Project Participant	DWR FIXED CHARGES							DWR VARIABLE CHARGES			DWR Account Interest	Total DWR Charges
	Transportation Capital Through Reach 35	Transportation Capital Reach 37	Transportation Capital Reach 38	Transportation Minimum OMP&R	Water System Revenue Bond	Delta Water Charges	Total Fixed	Off-Aqueduct Charges	Variable OMP&R	Total Variable		
Guadalupe	\$ 298,554	\$ -	\$ -	\$ 194,298	\$ 6,535	\$ 60,286	\$ 559,674	\$ 160	\$ 33,462	\$ 33,622	\$ (13,188)	\$ 580,107
Santa Maria	8,793,786	484,403	-	5,722,965	192,475	1,775,691	16,969,319	8,725	1,429,142	1,437,867	(387,677)	18,019,509
Golden State Water Co.	271,413	14,951	-	176,635	5,941	54,805	523,745	410	75,504	75,914	(12,454)	587,204
Vandenberg SFB	2,985,545	164,458	269,674	1,942,982	65,347	602,858	6,030,863	4,051	625,165	629,215		6,660,078
Buellton	313,754	17,283	28,340	204,190	6,868	63,375	633,809	197	39,754	39,951	(14,693)	659,068
Santa Ynez (Solvang)	804,931	44,852	73,547	515,288	14,878	148,926	1,602,422	908	156,156	157,064	(37,631)	1,721,855
Santa Ynez	280,722	14,951	24,516	191,251	8,884	69,752	590,075	-	-	-	(10,457)	579,619
Goleta	2,442,718	134,556	220,642	1,589,712	51,596	493,247	4,932,473	2,372	364,364	366,736	(130,779)	5,168,430
Morehart Land	108,565	5,980	9,806	70,654	2,376	21,922	219,304	115	17,446	17,561	(4,781)	232,084
La Cumbre	542,826	29,901	49,032	353,269	11,881	109,611	1,096,521	769	124,410	125,179	(27,212)	1,194,487
Raytheon	27,141	1,495	2,452	17,663	594	5,481	54,826	9	2,002	2,011	(8,036)	48,802
Santa Barbara	1,628,479	89,704	147,095	1,059,808	35,643	328,832	3,289,561	1,655	252,252	253,907	(83,895)	3,459,573
Montecito	1,628,479	89,704	147,095	1,059,808	35,643	328,832	3,289,561	973	166,452	167,425	(83,563)	3,373,423
Carpinteria	1,085,653	59,803	98,063	706,539	23,763	219,221	2,193,041	876	139,568	140,444	(55,878)	2,277,608
Goleta 2500 AF	44,754	-	-	180,541	35,560	248,828	509,683	-	-	-	-	509,683
Total	\$ 21,257,321	\$ 1,152,042	\$ 1,070,261	\$ 13,985,604	\$ 497,985	\$ 4,531,665	\$ 42,494,877	\$ 21,220	\$ 3,425,677	\$ 3,446,897	\$ (870,244)	\$ 45,071,530



PLC Project November 2022

Operating Expenses

The Operating Expenses section of the FY 2024/25 Budget contains a summary of the consolidated department operating expenses and allocation of the Authority's operating expenses to its project participants.

Highlights

Summary Information

- **Total FY 2024/25 Operating Expenses** **\$ 12,662,916**
- Fixed expense increase \$ 94,175
- Variable expense increase \$ 238,402
- Increase over FY 2023/24 Budget \$ 332,578
- Percentage increase 2.70%

Significant Operating Expense Changes

- Variable electric costs are estimated to be \$260,196 more than the FY 2023/24 budget, an increase of 63.63%.
- Chemical costs are budgeted at \$72.42 an acre-foot (excluding Santa Ynez Pumping facility chemical costs), which is a 17.2% decrease over FY 2023/24 chemical budget.
- Budgeted employee benefits percentage for FY 2024/25: 44.77%

Central Coast Water Authority
Operating Expense Overview
Fiscal Year 2024/25 Budget

The Operating Expense section of the Authority’s budget includes all expenses for the day-to-day operations of the Authority. These expenses include personnel, office expenses, supplies and equipment, monitoring expenses, repairs and maintenance, professional services, general and administrative and other expenses. The operating expense budget does not include capitalized purchases or reserve payments.

The Central Coast Water Authority’s Operating Expense budget is separated into three (3) departments: Administration, Water Treatment Plant, and Distribution.

Administration - The **Administration Department** includes all expenses associated with the administration of the Authority including salaries and benefits for administration employees, auditing and legal fees, insurance, office expenses, and all other operating expenses for the administration department.

Operations and Maintenance - The operations and maintenance section of the budget is comprised of the **Water Treatment Plant Department** and the **Distribution Department**.

The Operations and Maintenance staff comprise the bulk (26) of the 33 Authority employees. They are charged with the mission of providing San Luis Obispo and Santa Barbara Counties with reliable, high quality supplemental water and the objectives of protecting the environment, cost effectively operating and maintaining all facilities and ensuring the water supply meets or exceeds health and safety standards.

Operating Expense Budget and Exchange Agreement Modifications

The Operating Expense Budget presented in this document represents the anticipated expenses to operate the Authority for Fiscal Year 2024/25. These expenses are billed to the project participants based on the individual Water Supply Agreements for each agency (*see the Revenues and Sources of Cash section of this document for further information on billings*).

When the anticipated expenses for the fiscal year have been determined, certain adjustments are made to the budget based on the “Santa Ynez Exchange Agreement” (*see the “Water Treatment Plant” section of this document for further information about the Santa Ynez Exchange Agreement*). These adjustments reduce the variable costs (chemicals and electrical) in the budget based on the provisions of the Exchange Agreement. The project participants are billed for the Authority’s operating expenses budget based on the adjusted expenses which include the Exchange Agreement modifications. These adjustments are not reflected in the Operating Expense departmental budgets that follow.

Central Coast Water Authority
Operating Expense Overview
Fiscal Year 2024/25 Budget

The Santa Ynez Exchange Agreement modifications for the Fiscal Year 2024/25 budget are as follows:

- Decrease in Warren Act and Trust Fund charges of \$114,469 (Warren Act and Trust Fund charges are not included in the Operating Expense budget and are treated as a pass-through expense).

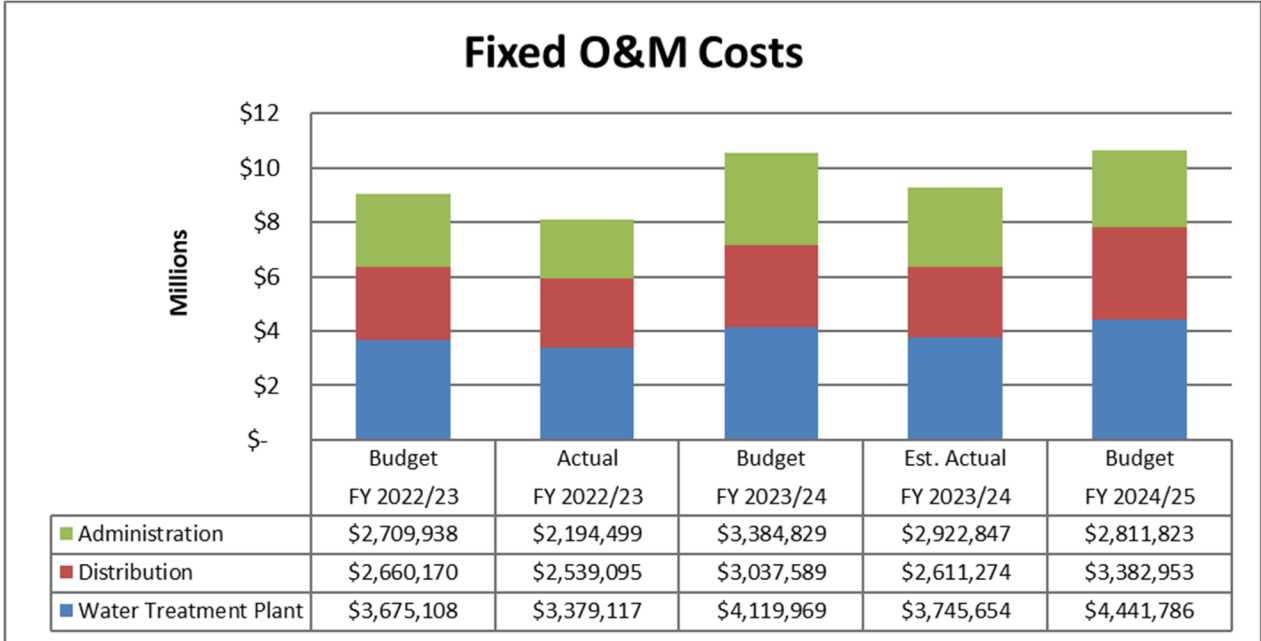
Fixed and Variable Operating Expenses

The Authority's Operating Expense budget is separated by department and further subdivided into Fixed and Variable O&M costs.

Fixed O&M Costs refer to all costs of the Authority that do not vary with the amount of water processed. Examples of these expenses include personnel costs, professional services, and general and administrative costs.

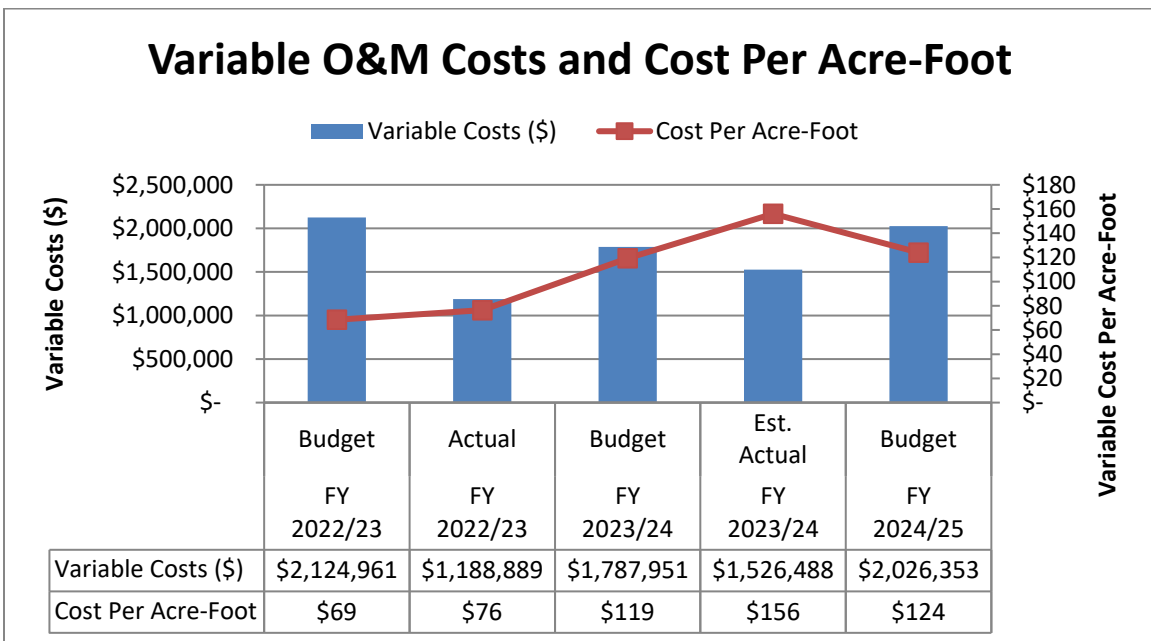
The following chart shows the three-year history of the fixed O&M costs in total and for each of the three departments.

Central Coast Water Authority
Operating Expense Overview
 Fiscal Year 2024/25 Budget



Variable O&M Costs refer to all costs that vary with the amount of water processed. These costs include all chemical and electrical costs for the Water Treatment Plant and Distribution Departments.

The following chart shows the variable O&M costs compared to the requested and actual variable cost per acre-foot for the same period.



Central Coast Water Authority
Operating Expense Overview
Fiscal Year 2024/25 Budget

The Fiscal Year 2024/25 Consolidated Departmental Operating Expense Budget totals \$12,662,916 which is \$332,578 higher than the Fiscal Year 2023/24 Budget, a 2.93% increase. Explanations for the various changes within the budget are discussed below and are also included in the various departmental sections of this Budget document.

Personnel Expenses

Personnel expenses are increasing by about \$489,797 which includes the following changes from the prior year:

- The FY 2024/25 total salaries and wages budget for all departments is increasing \$225,869 as compared to the prior fiscal year budget, representing an increase of 5.85%. This increase includes an additional \$50,000 for vacant positions of Operations Manager and Deputy Director to make sure they are competitive with industry benchmarks, and the balance for the anticipated staff salary pool and merit increases.
- CalPERS retirement expenses are increasing by approximately \$68,148. The combined CCWA paid employer, employee and unfunded actuarial liability contribution rates for the FY 2024/25 total 33.62% as compared to the prior year amount of 33.52%, for a combined increase of 0.10%. In FY 2017/18 CCWA employees began paying 50% of the increase in the “normal” PERS employer contribution. Additionally, CCWA now has 15 PEPRA employees.
- Health insurance, dental/vision plan expenses and cafeteria plan benefits combined are increasing by about \$105,796 due to; 1) The 2024 CalPERS health insurance plan with the lowest premiums increased by 14.87% over the 2023 premiums, as opposed to the increase of 5% budgeted for the calendar year 2024; 2) The FY 2024/25 Budget also includes an estimated 10% increase in the health insurance premiums effective January 1, 2025. The health plan estimates are based on the elections of each employee at the time the budget is prepared.
- The FY 2024/25 Budget includes a \$213,476 deposit into the Retiree Benefit Trust Program. This amount is based on actuarial assumptions for the required minimum contribution under PEMHCA and the additional vested portion of retiree only premiums for employees who are 62 years of age or older and retire from CCWA having completed at least 10 years of CCWA service.

Central Coast Water Authority
Operating Expense Overview
Fiscal Year 2024/25 Budget

Supplies and Equipment

Supplies and equipment are decreasing by \$21,328 primarily due to the decreased cost of chemicals needed. Estimates are based on historical data and the costs of treatment are directly related to changes in water quality.

Monitoring Expenses

Monitoring expenses are only decreasing by \$9,835 due to fewer lab supplies and equipment needed as identified by the Senior Chemist.

Repairs and Maintenance

Repairs and maintenance costs are increasing by about \$51,660 due to increased repair and maintenance on aging equipment and vehicles.

Professional Services

Professional Services are decreasing by \$624,966 due primarily to a decrease in legal costs and partially offset by an increase in accounting and recruiting services.

General and Administrative

General and Administrative costs are increasing by about \$9,426 due to an increase in meeting and travel and dues and memberships.

Utilities

Utility expenses are increasing by about \$282,262 largely due to an increase in variable electric expenses based on expected deliveries.

Other Expenses

Other expenses are increasing by about \$154,562 due to increased insurance costs and computer expenses.

Approximately 54% of the operating expense budget represents personnel expenses. This is followed by 13% for supplies and equipment and 12% for professional services, with the balance being comprised of other expenses.

The chart Consolidated Department Operating Expenses provides a detailed breakdown of the components of the FY 2024/25 budget.

Central Coast Water Authority
Operating Expense Overview
 Fiscal Year 2024/25 Budget

CCWA Employee Benefits Percentage

In December 2003, the CCWA Board of Directors established the following Budget policy, with regard to employer paid employee benefits:

Employee Benefits Funding Benchmark: The Authority will calculate the Employee Benefits Percentage (EBP) in conjunction with the Budget preparation. The EBP calculation will include PERS retirement, health insurance, cafeteria plan benefits, dental/vision insurance, long-term disability and life insurance as a proportion of the full-time wages budget for the fiscal year.

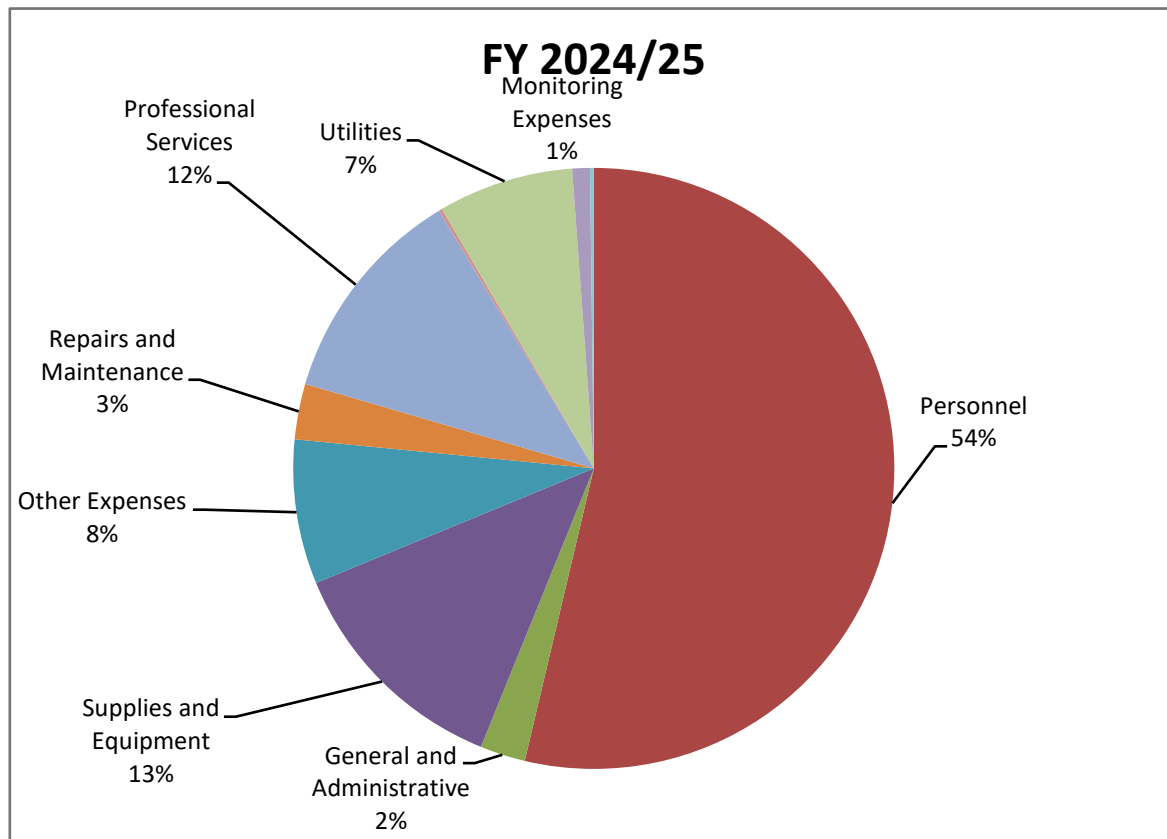
The following table shows the Employee Benefits Percentage calculation for the actual, estimated actual, and budget for the years 2022/23 through 2024/25.

	FY 2022/23	FY 2023/24	FY 2024/25
	Actual	Est. Actual ⁽¹⁾	Budget ⁽¹⁾
Total Regular Salaries	\$ 3,227,098	\$ 3,557,802	\$ 4,047,836
Benefits			
PERS Retirement ⁽¹⁾	836,310	807,331	954,327
Health Insurance	449,277	489,456	669,418
Cafeteria Plan Benefits	32,051	29,767	43,457
Dental/Vision Plan	57,480	70,583	101,824
Long-Term Disability	15,832	16,166	20,606
Life Insurance	22,503	22,977	22,440
Total Benefits:	\$ 1,413,453	\$ 1,436,281	\$ 1,812,072
Employee Benefits Percentage	43.80%	40.37%	44.77%

(1) The PERS Retirement for FY 2021/22 thru FY 2024/25 in the above benefit percentage calculations does not include the additional \$125,000 payment towards CCWA's unfunded accrued liability, which is included in the operating expense sections of the budget. Also not included in the above calculations are the GASB 68 actuarial adjustments to pension expenses.

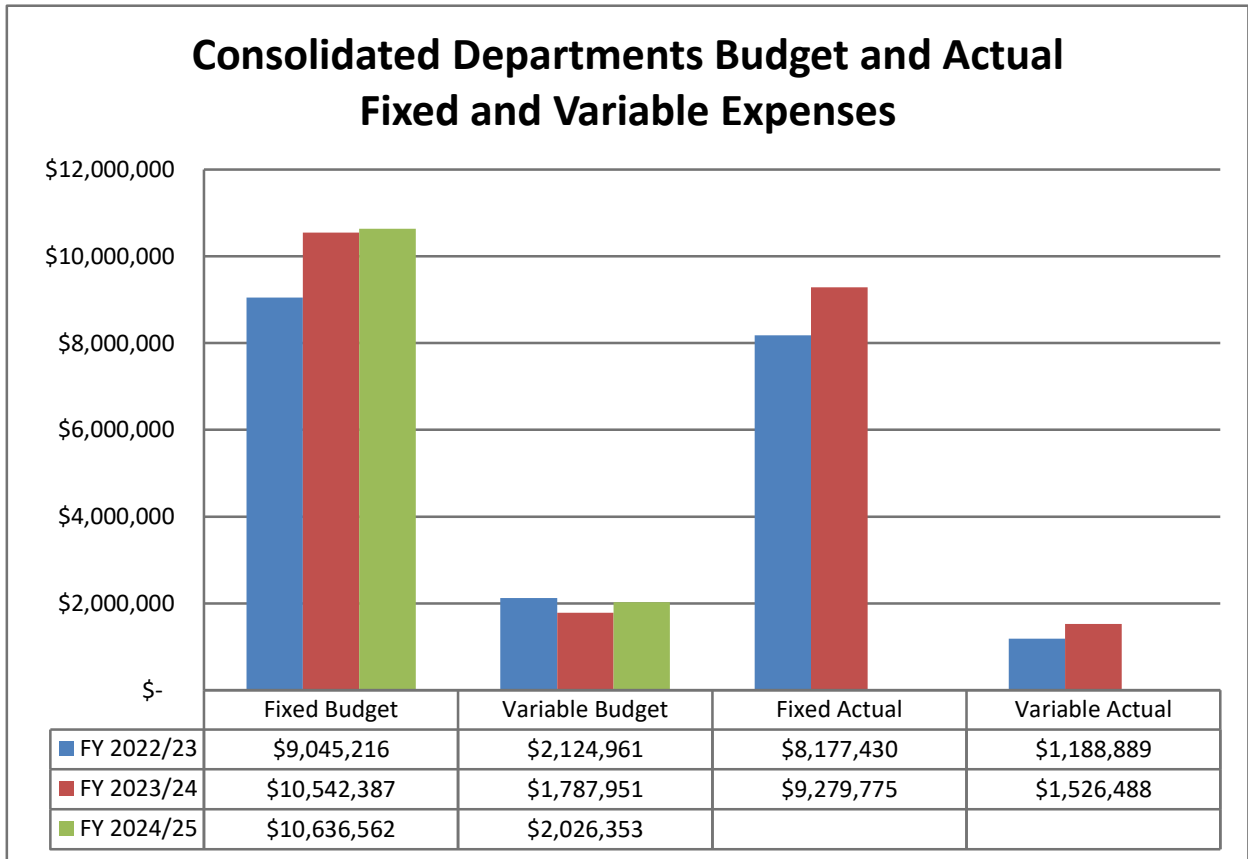
Central Coast Water Authority
Consolidated Department Operating Expenses
 Fiscal Year 2024/25 Budget

Item	FY 2024/25 Budget
Personnel	\$ 6,799,750
Office Expenses	22,800
Supplies and Equipment	1,601,600
Monitoring Expenses	120,497
Repairs and Maintenance	377,800
Professional Services	1,501,203
General and Administrative	308,228
Utilities	923,080
Other Expenses	982,939
Turnouts	25,018
TOTAL:	<u><u>\$ 12,662,916</u></u>



Central Coast Water Authority
Consolidated Department Operating Expenses
 Fiscal Year 2024/25 Budget

Item	FY 2022/23 Budget	FY 2022/23 Actual	FY 2023/24 Budget	FY 2023/24 Estimated Actual	FY 2024/25 Budget
Personnel	\$ 5,604,065	\$ 5,269,253	\$ 6,309,953	\$ 5,849,862	\$ 6,799,750
Office Expenses	21,300	19,950	21,800	19,200	22,800
Supplies and Equipment	1,428,139	1,040,074	1,622,928	1,252,351	1,601,600
Monitoring Expenses	121,234	100,565	130,332	117,508	120,497
Repairs and Maintenance	303,290	268,495	326,140	321,091	377,800
Professional Services	1,495,162	1,294,769	2,126,169	1,666,840	1,501,203
General and Administrative	292,163	163,249	298,803	192,679	308,228
Utilities	1,145,930	536,370	640,818	674,668	923,080
Other Expenses	733,876	658,343	828,377	697,063	982,939
Turnouts	25,018	15,251	25,018	15,000	25,018
Total:	\$ 11,170,177	\$ 9,366,319	\$ 12,330,338	\$ 10,806,263	\$ 12,662,916



Central Coast Water Authority
Consolidated Department Operating Expenses
 Fiscal Year 2024/25 Administration/O&M Budget

Account Number	Account Name	FY 2022/23 Budget	FY 2022/23 Actual	FY 2023/24 Budget	FY 2023/24 Estimated Actual	FY 2024/25 Budget	Change from FY 2023/24 Budget	Percent Change FY 2023/24 Budget
<u>PERSONNEL EXPENSES</u>								
5000.10	Full-Time Regular Wages	\$ 3,424,644	\$ 3,141,235	\$ 3,821,967	\$ 3,557,802	\$ 4,047,836	\$ 225,869	5.91%
1300.60	Capitalized Wages and Overtime	-	-	-	-	-	-	N/A
5000.20	Overtime	160,581	215,194	177,305	183,518	187,099	9,794	5.52%
5000.40	Standby Pay	65,614	66,386	68,981	64,911	71,741	2,760	4.00%
5000.50	Shift Differential Pay	21,279	19,682	22,328	19,815	23,222	894	4.00%
5100.10	PERS Retirement	993,055	867,636	1,011,179	932,331	1,079,327	68,148	6.74%
5100.15	Medicare Taxes	54,107	51,140	59,662	53,282	63,414	3,752	6.29%
5100.20	Health/Dental/Vision Plans	591,943	518,874	708,903	589,806	814,699	105,796	14.92%
5100.25	Workers' Compensation	92,735	65,991	79,412	69,192	79,161	(251)	-0.32%
5100.30	Vehicle Expenses	9,000	9,000	-	-	-	-	N/A
5100.35	Retiree Medical Future Liability Dep.	149,950	159,352	208,716	224,506	237,476	28,760	13.78%
5100.50	Long-Term Disability	17,416	15,533	19,406	16,166	20,606	1,200	6.19%
5100.55	Life Insurance	13,696	20,057	21,368	22,977	22,440	1,072	5.02%
5100.60	Employee Physicals	1,155	525	3,655	1,476	3,360	(295)	-8.07%
5000.30	Temporary Services	-	-	-	-	-	-	N/A
5100.80	Employee Incentive Programs/457K Plan	6,640	96,443	104,821	109,627	147,121	42,300	40.35%
5100.65	Employee Education Reimbursement	2,250	-	2,250	-	2,250	-	0.00%
5100.86	Benefits Overhead E-Projects	-	22,205	-	4,453	-	-	N/A
Total Personnel Expenses:		5,604,065	5,269,253	6,309,953	5,849,862	6,799,750	489,797	7.76%

Central Coast Water Authority
Consolidated Department Operating Expenses
 Fiscal Year 2024/25 Administration/O&M Budget

Account Number	Account Name	FY 2022/23 Budget	FY 2022/23 Actual	FY 2023/24 Budget	FY 2023/24 Estimated Actual	FY 2024/25 Budget	Change from FY 2023/24 Budget	Percent Change FY 2023/24 Budget
<u>OFFICE EXPENSES</u>								
5200.20	Office Supplies	10,800	10,338	10,800	9,920	10,800	-	0.00%
5200.30	Misc. Office Expenses	10,500	9,612	11,000	9,280	12,000	1,000	9.09%
Total Office Expenses:		21,300	19,950	21,800	19,200	22,800	1,000	4.59%
<u>SUPPLIES AND EQUIPMENT</u>								
5500.10	Uniform Expenses	19,705	19,499	22,555	20,083	24,755	2,200	9.75%
5500.15	Minor Tools and Equipment	11,000	10,842	11,000	10,000	12,000	1,000	9.09%
5500.20	Spare Parts	-	-	-	-	-	-	N/A
5500.25	Landscape Equipment and Supplies	1,500	105	1,500	500	1,500	-	0.00%
5500.30	Chemicals-Fixed	-	-	-	-	-	-	N/A
5500.31	Chemicals-Variable	1,196,329	871,995	1,379,033	1,070,786	1,357,240	(21,793)	-1.58%
5500.35	Maintenance Supplies/Hardware	28,000	22,651	28,000	14,450	20,000	(8,000)	-28.57%
5500.40	Safety Supplies	14,000	14,715	23,235	20,796	28,500	5,265	22.66%
5500.45	Fuel and Lubricants	148,105	99,996	148,105	110,737	148,105	-	0.00%
5500.50	Seed/Erosion Control Supplies	9,000	-	9,000	5,000	9,000	-	0.00%
5500.55	Backflow Prevention Supplies	500	270	500	-	500	-	0.00%
Total Supplies and Equipment:		1,428,139	1,040,074	1,622,928	1,252,351	1,601,600	(21,328)	-1.31%
<u>MONITORING EXPENSES</u>								
5600.10	Lab Supplies	82,731	81,232	87,679	103,036	101,834	14,155	16.14%
5600.20	Lab Tools and Equipment	10,080	1,536	14,230	2,500	2,600	(11,630)	-81.73%
5600.30	Lab Testing	28,423	17,798	28,423	11,972	16,063	(12,360)	-43.49%
Total Monitoring Expenses:		121,234	100,565	130,332	117,508	120,497	(9,835)	-7.55%

Central Coast Water Authority
Consolidated Department Operating Expenses
 Fiscal Year 2024/25 Administration/O&M Budget

Account Number	Account Name	FY 2022/23 Budget	FY 2022/23 Actual	FY 2023/24 Budget	FY 2023/24 Estimated Actual	FY 2024/25 Budget	Change from FY 2023/24 Budget	Percent Change FY 2023/24 Budget
<u>REPAIRS AND MAINTENANCE</u>								
5700.10	Equipment Repairs and Maintenance	195,500	181,205	210,500	213,059	234,000	23,500	11.16%
5700.20	Vehicle Repairs and Maintenance	28,000	25,162	28,000	44,585	36,000	8,000	28.57%
5700.30	Building Maintenance	66,030	50,038	73,880	52,546	88,080	14,200	19.22%
5700.40	Landscape Maintenance	13,760	12,089	13,760	10,901	19,720	5,960	43.31%
Total Repairs and Maintenance:		303,290	268,495	326,140	321,091	377,800	51,660	15.84%
<u>PROFESSIONAL SERVICES</u>								
5400.10	Professional Services	241,385	152,209	311,700	211,603	462,880	151,180	48.50%
5400.20	Legal Services	1,048,772	976,960	1,565,000	1,248,609	780,000	(785,000)	-50.16%
5400.30	Engineering Services	30,000	27,631	72,500	57,500	60,000	(12,500)	-17.24%
5400.40	Permits	61,870	51,257	64,610	39,502	62,450	(2,160)	-3.34%
5400.50	Non-Contractual Services	4,120	2,511	4,120	1,343	4,120	-	0.00%
5400.60	Accounting Services	109,015	84,201	108,239	108,284	131,753	23,514	21.72%
Total Professional Services:		1,495,162	1,294,769	2,126,169	1,666,840	1,501,203	(624,966)	-29.39%

Central Coast Water Authority
Consolidated Department Operating Expenses
 Fiscal Year 2024/25 Administration/O&M Budget

Account Number	Account Name	FY 2022/23 Budget	FY 2022/23 Actual	FY 2023/24 Budget	FY 2023/24 Estimated Actual	FY 2024/25 Budget	Change from FY 2023/24 Budget	Percent Change FY 2023/24 Budget
<u>GENERAL AND ADMINISTRATIVE</u>								
5300.10	Meetings and Travel	60,001	15,156	53,000	33,616	58,000	5,000	9.43%
5300.20	Mileage Reimbursement	1,650	284	1,650	-	1,650	-	0.00%
5300.30	Dues and Memberships	180,569	120,196	182,709	119,416	187,135	4,426	2.42%
5300.40	Publications	3,250	2,098	3,250	3,475	4,750	1,500	46.15%
5300.50	Training	28,294	14,657	39,794	22,296	39,794	-	0.00%
5300.60	Advertising	5,500	369	5,500	4,000	6,000	500	9.09%
5300.70	Printing and Binding	2,000	1,667	2,000	1,847	2,000	-	0.00%
5300.80	Postage	10,900	8,821	10,900	8,030	8,900	(2,000)	-18.35%
Total General and Administrative:		292,163	163,249	298,803	192,679	308,228	9,426	3.15%
<u>UTILITIES</u>								
5800.20	Natural Gas	10,520	22,481	10,570	9,359	10,570	-	0.00%
5800.30	Electric-Fixed	171,857	167,259	178,665	176,185	195,256	16,592	9.29%
5800.35	Electric-Variable	928,632	316,894	408,918	455,702	669,114	260,196	63.63%
5800.40	Water	5,080	4,576	5,080	4,802	5,080	-	0.00%
5800.50	Telephone	15,590	13,742	22,070	15,799	25,345	3,275	14.84%
5800.60	Waste Disposal	14,251	11,417	15,515	12,822	17,715	2,200	14.18%
Total Utilities:		1,145,930	536,370	640,818	674,668	923,080	282,262	44.05%

Central Coast Water Authority
Consolidated Department Operating Expenses
 Fiscal Year 2024/25 Administration/O&M Budget

Account Number	Account Name	FY 2022/23 Budget	FY 2022/23 Actual	FY 2023/24 Budget	FY 2023/24 Estimated Actual	FY 2024/25 Budget	Change from FY 2023/24 Budget	Percent Change FY 2023/24 Budget
<u>OTHER EXPENSES</u>								
5900.10	Insurance	187,117	193,850	234,579	240,417	298,239	63,660	27.14%
5900.30	Non-Capitalized Projects ⁽¹⁾	-	-	-	-	-	-	N/A
5900.40	Equipment Rental	67,260	62,602	67,660	47,825	70,932	3,272	4.84%
5900.50	Non-Capitalized Equipment	22,500	741	22,500	6,000	22,500	-	0.00%
5900.60	Computer Expenses	297,952	251,910	297,415	322,038	383,198	85,783	28.84%
5900.70	Appropriated Contingency	159,047	149,241	206,223	80,784	208,069	1,846	0.90%
Total Other Expenses:		733,876	658,343	828,377	697,063	982,939	154,562	18.66%
Turnout Expenses		25,018	15,251	25,018	15,000	25,018	-	0.00%
TOTAL OPERATING EXPENSES		\$ 11,170,177	\$ 9,366,319	\$ 12,330,338	\$ 10,806,263	\$ 12,662,916	\$ 332,578	2.70%

(1) Effective July 1, 2018 Non-Capitalized Projects will be found in the Capital & Extraordinary Projects Sections of the Budget.

Central Coast Water Authority

Operating, Maintenance and Project Expense Allocation by Department

Fiscal Year 2024/25 Budget

Project Participant	<u>Administration Department</u>			<u>Water Treatment Plant Department Fixed Costs</u>					Total Fixed WTP Costs	Turnout Costs
	Table A	Percentage	Administration Expenses	Table A	Percentage	WTP Fixed	WTP Fixed Retreatment	Exchange Fixed Adjustments		
Shandon	-	-	\$ -	100	0.23%	\$ 11,786	-	-	11,786	\$ 3,121
Chorro Valley	-	-	-	2,338	5.32%	275,557	-	-	275,557	87,950
Lopez	-	-	-	2,392	5.45%	281,921	-	-	281,921	2,383
Guadalupe	550	1.41%	40,379	550	1.25%	64,823	18,786	-	83,609	2,269
Santa Maria	16,200	41.46%	1,189,336	16,200	36.90%	1,909,334	553,334	-	2,462,668	2,540
Golden State Water Co.	500	1.28%	36,708	500	1.14%	58,930	17,078	-	76,008	4,218
VSFB	5,500	14.07%	403,787	5,500	12.53%	648,231	187,860	-	836,091	2,000
Buellton	578	1.48%	42,434	578	1.32%	68,123	19,742	-	87,866	2,224
Santa Ynez (Solvang)	1,500	3.84%	110,124	1,500	3.42%	176,790	51,235	-	228,025	1,863
Santa Ynez	500	1.28%	36,708	500	1.14%	58,930	99,908	285,811	444,648	1,500
Goleta	4,500	11.52%	330,371	4,500	10.25%	530,370	(303,593)	(102,892)	123,885	-
Morehart Land	200	0.51%	14,683	200	0.46%	23,572	(16,741)	-	6,831	-
La Cumbre	1,000	2.56%	73,416	1,000	2.28%	117,860	(83,704)	-	34,156	-
Raytheon (SBRC)	50	0.13%	3,671	50	0.11%	5,893	(4,185)	-	1,708	-
Santa Barbara	3,000	7.68%	220,247	3,000	6.83%	353,580	(202,395)	(68,595)	82,590	-
Montecito	3,000	7.68%	220,247	3,000	6.83%	353,580	(202,395)	(68,595)	82,590	-
Carpinteria	2,000	5.12%	146,832	2,000	4.55%	235,720	(134,930)	(45,730)	55,060	-
TOTAL:	39,078	100.00%	\$ 2,868,943	43,908	100.00%	\$ 5,175,001	\$ -	-	\$ 5,175,001	\$ 110,068

Project Participant	<u>Distribution Department Fixed Costs</u>									Total Fixed Distribution Costs	Total Fixed Operating & Project Costs
	Reach 33B	Reach 34	Reach 35	Reach 37	Reach 38	Mission Hills II	Santa Ynez I	Santa Ynez II			
Shandon	1,310	-	-	-	-	-	-	-	-	1,310	16,217
Chorro Valley	30,621	-	-	-	-	-	-	-	-	30,621	394,128
Lopez	31,328	32,638	-	-	-	-	-	-	-	63,966	348,270
Guadalupe	7,203	7,504	5,197	-	-	-	-	-	-	19,905	146,162
Santa Maria	212,174	221,040	153,076	25,212	-	-	-	-	-	611,502	4,266,047
Golden State Water Co.	6,549	6,822	4,725	778	-	-	-	-	-	18,874	135,808
VSFB	72,034	75,045	51,970	8,560	48,950	176,931	-	-	-	433,490	1,675,368
Buellton	7,570	7,887	5,462	900	5,144	18,594	23,739	-	-	69,295	201,819
Santa Ynez (Solvang)	19,646	20,467	14,174	2,334	13,350	48,254	61,606	-	-	179,831	519,843
Santa Ynez	6,549	6,822	4,725	778	4,450	16,085	20,535	-	-	59,944	542,800
Goleta	58,937	61,400	42,521	7,003	40,050	144,762	184,819	460,175	-	999,668	1,453,925
Morehart Land	2,619	2,729	1,890	311	1,780	6,434	8,214	20,452	-	44,430	65,944
La Cumbre	13,097	13,644	9,449	1,556	8,900	32,169	41,071	102,261	-	222,149	329,721
Raytheon (SBRC)	655	682	472	78	445	1,608	2,054	5,113	-	11,107	16,486
Santa Barbara	39,291	40,933	28,347	4,669	26,700	96,508	123,213	306,783	-	666,446	969,283
Montecito	39,291	40,933	28,347	4,669	26,700	96,508	123,213	306,783	-	666,446	969,283
Carpinteria	26,194	27,289	18,898	3,113	17,800	64,339	82,142	204,522	-	444,297	646,189
TOTAL:	575,070	565,836	369,253	59,960	194,270	702,192	670,606	1,406,091	-	4,543,280	\$ 12,697,292

Central Coast Water Authority
Operating, Maintenance and Project Expense Allocation by Department
 Fiscal Year 2024/25 Budget

Project Participant	Distribution Department Variable Costs	Water Treatment Plant Variable Costs				Total Variable Operating Costs	Total Fixed, Variable & Project Costs	Summary of Total Costs
	Santa Ynez II	WTP Variable	WTP Variable Retreatment	WTP Variable Exchange Adjustments	Total WTP Variable Costs			
Shandon	\$ -	\$ -			\$ -	\$ -	\$ 16,217	Fixed O&M Costs
Chorro Valley	-	201,519			201,519	201,519	595,647	Administration \$ 2,811,823
Lopez	-	200,046			200,046	200,046	548,316	Water Treatment Plant 4,441,786
Guadalupe	-	10,776	1,173		11,949	11,949	158,111	Distribution 3,382,953
Santa Maria	-	460,234	50,104		510,338	510,338	4,776,385	Total Fixed O&M Costs 10,636,562
Golden State Water Co.	-	24,315	2,647		26,962	26,962	162,770	
VAFB	-	201,325	21,918		223,243	223,243	1,898,611	Variable O&M Costs
Buellton	-	12,802	1,394		14,196	14,196	216,015	Water Treatment Plant 1,504,753
Santa Ynez (Solvang)	-	50,288	5,475		55,762	55,762	575,605	Distribution 521,600
Santa Ynez	-	-	24,315	223,348	247,663	247,663	790,463	Total Variable O&M Costs 2,026,353
Goleta	160,400	117,338	(32,912)	(80,405)	4,021	164,421	1,618,346	
Morehart Land	24,400	5,618	(5,007)	-	612	25,012	90,956	Capital & Non-Capital Projects 2,060,730
La Cumbre	174,000	40,064	(35,703)	-	4,362	178,362	508,082	
S.B. Research	2,800	645	(575)	-	70	2,870	19,356	Total O&M and Project Costs: \$ 14,723,646
Santa Barbara	120,000	81,234	(24,623)	(53,603)	3,008	123,008	1,092,291	
Montecito	-	53,603	-	(53,603)	-	-	969,283	
Carpinteria	40,000	44,946	(8,208)	(35,736)	1,003	41,003	687,192	
TOTAL:	\$ 521,600	\$ 1,504,753	\$ 0	-	1,504,753	2,026,353	\$ 14,723,646	



Cachuma Lake January 2023

Administration Department

The Administration Department is comprised of the Executive Director, Accounting and Finance, Engineering and support staff. The department is responsible for administration of the Authority and provides support to the Board of Directors, various Authority committees, and operations and maintenance departments of the Authority.

Highlights

Department Information

- Number of employees 5.50
- Number of Board members 8
- Number of Authority Committees 2
- Board of Directors meetings Fourth Thursday of each month
- Operating Committee meetings Second Thursday, quarterly
- Other Committee meetings As needed

Budget Information

- Total FY 2024/25 O&M Budget \$ 2,811,823
- O&M Budget decrease over FY 2023/24 \$ {573,006}
- Percentage decrease over FY 2023/24 {16.93}%

Significant Accomplishments during 2023/24

- Began implementing a succession plan. Recruitment is ongoing for the Deputy Director position.
- Researched and selected a new accounting software system and a new document managing system
- Completed the Administrative Policies for CCWA Water Transfers and Exchanges.
- Continued work on resolving the outstanding Statement of Charges protest times filed by CCWA associated with the DWR capital charges.

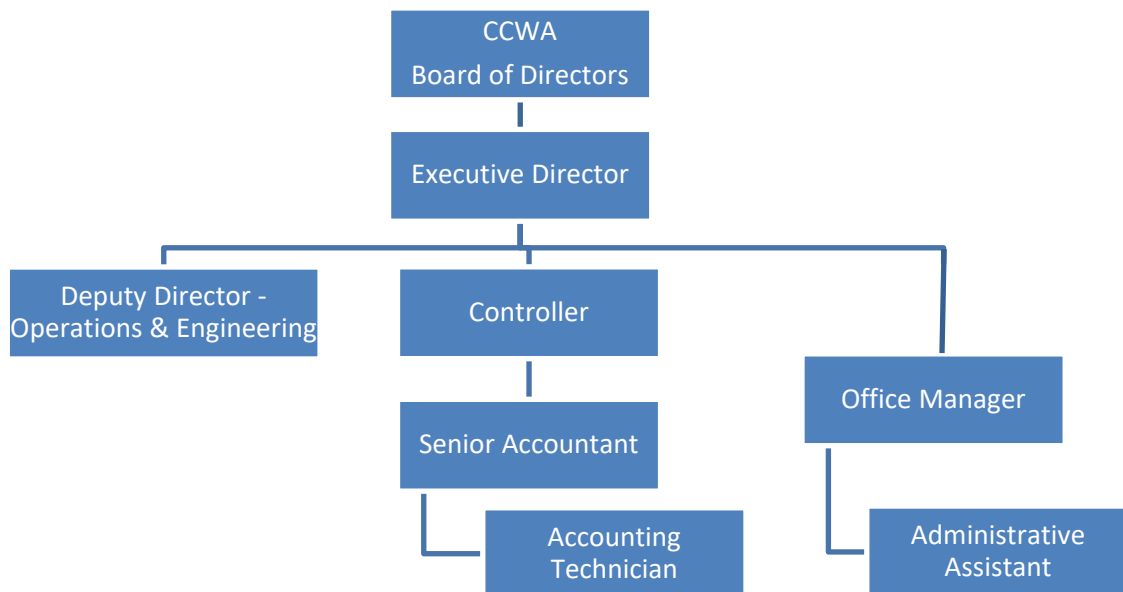
Significant Goals for FY 2024/25

- Develop a robust succession plan for CCWA for the next two to five years with the possible assistance of an outside consultant to help guide our efforts, including an analysis of current staffing levels with potential adjustments in the future.
- Continue pursuit of water storage opportunities including groundwater banks, and other exchange or transfer opportunities to assist CCWA participants in maximizing the benefit of their State Water supplies.
- Pursue resolution of the outstanding CCWA Statement of Charges protest items with DWR which have been outstanding for many years and which could potentially total many millions of dollars.
- Protect CCWA's interests as DWR pursues resolution of billing errors which could have a significant negative financial impact on CCWA.
- Execute an extension of the current temporary Warren Act contract prior to its expiration later this year.

Central Coast Water Authority
Administration Department
Fiscal Year 2024/25 Budget

The Administration Department is comprised of the Executive Director, Deputy Director of Operations and Engineering, Controller, Deputy Controller, Office Manager and support staff. The department is responsible for administration of the Authority and provides support to the (1) Board of Directors and various Authority committees and (2) operations and maintenance departments of the Authority.

The Authority's Administration Department has three main functions: Executive, which provides oversight and management of the Authority; Finance/Treasury, which is the central fiscal control and accounting agency of the Authority and which invests all cash balances of the Authority; and Administrative Services, which coordinates and administers the employee benefits program, human resource functions and the Authority's auto, property and liability insurances.



EXECUTIVE DIRECTOR

The Executive Director is the chief executive officer and administrative head of the Authority, with the responsibility for planning, organizing, staffing, coordinating, budgeting, and directing the administrative activities and operations of the Authority. The Executive Director is appointed by and serves at the pleasure of the Authority Board of Directors. The Executive Director appoints the supervisors of all departments and is responsible for implementation of policies established by the Board of Directors.

The Executive Director is responsible for providing and exercising overall supervision and disciplinary control over the necessary administrative and operating staff to carry out official Board policies. The Executive Director is responsible for the execution of contracts and other documents on behalf of the Authority to the extent provided by the Board of Directors. The Executive Director serves as the Treasurer for the Authority.

Central Coast Water Authority
Administration Department
Fiscal Year 2024/25 Budget

DEPUTY DIRECTOR – Operations and Engineering

The Deputy Director of Operations and Engineering serves as the operations officer for the Authority and is responsible for all operational and engineering related activities, including planning and directing the operations and maintenance of the water treatment plant, laboratory, distribution system and network system. In addition, the Deputy Director of Operations and Engineering is responsible for all engineering work and oversees project management related to CCWA's distribution pipeline, water treatment plant, and ancillary facilities.

The Deputy Director of Operations and Engineering is charged with the responsibility for construction contract administration and management, and provides technical oversight to the operations and maintenance departments, including evaluating, designing, and implementing operational and capital improvements for the Authority. Additional secondary duties include oversight of professional consultants and detailed analysis and design for engineering work performed in-house.

CONTROLLER

The Controller manages the finance department's daily finance/accounting activities including payroll and audits, preparation of the operating and capital budgets, preparation of the comprehensive annual financial reports, debt management, risk management, and cash management. The Controller provides oversight of the employee benefits program for the Authority. Additionally, the Controller monitors the general ledger and supervises staff in areas such as accounts payable and payroll.

SENIOR ACCOUNTANT

The Senior Accountant assists the Controller in planning, organizing, directing, coordinating and performing accounting and fiscal activities of CCWA, including assisting with the preparation of the monthly financial and quarterly investment reports for the Board of Directors, and assisting the Controller with the preparation of the CCWA fiscal year budget and long term budget plans. The Senior Accountant is responsible for the water accounting and reporting to the Department of Water Resources. Additionally, the Senior Accountant provides back-up to staff in areas such as accounts payable and payroll.

OFFICE MANAGER

The Authority's Office Manager administers the employee benefits program, which includes health insurance, life insurance, dental and vision insurance, deferred compensation, Section 125 cafeteria plan, and the Public Employees' Retirement System (PERS). The Office Manager maintains vendor risk management related to auto, property and liability insurances. Additionally, the Office Manager serves as Secretary to the Board of Directors.

Central Coast Water Authority
Administration Department
Fiscal Year 2024/25 Budget

ADMINISTRATION DEPARTMENT OPERATING EXPENSE OVERVIEW

The Administration Department expenses are treated as fixed expenses for purposes of billing to the project participants. All project participants pay the Administration Department expenses based primarily on their proportional share of Table A amounts.

The Administration Department operating expense budget for FY 2024/25 is decreasing by \$573,006 or 16.93% when compared to the FY 2023/24 Budget. The total FY 2024/25 budget is \$2,811,823 compared to the FY 2023/24 budget of \$3,384,829. The following items represent the major changes in the Administration Department budget.

Personnel Expenses Total personnel expenses are increasing by approximately \$102,929 due to the following:

- The FY 2024/25 total salaries and wages budget for the Administration Department increased by just \$44,374 when compared to the prior fiscal year budget.
- CalPERS retirement expenses are increasing by \$14,877 over the prior fiscal year. The CCWA employer paid portion for “Classic” members in FY 24/25 is 31.671% as compared to the prior year amount of 31.596%, for a 0.075% increase. CCWA “Classic” member employees began paying 50% of the increase in the “normal” PERS employer contribution in FY 2017/18. As of FY 2024/25 the Administration Department has 4 CalPERS PEPRA member employee. The PEPRA employer contribution rate in FY 2024/25 increased from 8.00% in FY 2023/24 to 8.18% in FY 2024/25 for an increase in employer paid PEPRA contribution rate of 0.18%. Currently, the Administration Department has 1 “Classic” 2nd tier member employee. The 2nd tier member employer contribution rate in FY 2024/25 is 29.249%.
- Health insurance, dental/vision plan expenses and cafeteria plan benefits combined are increasing by \$19,815. This is due to; 1) The 2024 CalPERS health insurance plan with the lowest premiums increased 14.87% over the 2023 premiums, as opposed to the increase of 5% budgeted for the calendar year 2024. 2) The FY 2024/25 Budget also includes an estimated 10% increase in the health insurance premiums effective January 1, 2025. The health plan estimates are based on the elections of each employee at the time the budget is prepared.
- The FY 2024/25 Budget includes a \$56,011 deposit into the Retiree Benefit Trust Program. This amount is based on actuarial assumptions for the required minimum contribution under PEMHCA and the additional vested portion of retiree only premiums, based on employees who are 62 years of age or older and retire from CCWA having completed at least 10 years of service with CCWA.

Central Coast Water Authority
Administration Department
Fiscal Year 2024/25 Budget

Professional/Legal Services Professional Services are decreasing by \$743,236 due primarily to a carryover of legal budget of \$300K from FY 2023/24.

General and Administrative General and administrative expenses are increasing by \$2,926 due to an increase in Dues and Memberships.

Other Expenses Other expenses are increasing in total by \$57,496 due to an increase in insurance and computer expenses.

Central Coast Water Authority
Personnel Services Summary
Administration Department
Fiscal Year 2024/25 Budget

PERSONNEL COUNT SUMMARY					
Position Title	Number Auth. FY 2022/23	Number Auth. FY 2023/24	Number Requested FY 2024/25	Change Over FY 2022/23	Change Over FY 2023/24
Executive Director ⁽¹⁾	0.50	0.50	0.50	-	-
Deputy Director of Operations ⁽²⁾	0.25	0.25	0.25	-	-
Operations Manager ⁽³⁾	-	0.25	0.25	0.25	-
Controller	1.00	1.00	1.00	-	-
Deputy Controller	1.00	-	-	-	-
Senior Accountant	-	1.00	1.00	-	-
Office Manager	1.00	1.00	1.00	-	-
Accounting Technician	0.75	0.75	0.75	-	-
Administrative Assistant	0.75	0.75	0.75	-	-
TOTAL:	5.25	5.50	5.50	0.25	-

PERSONNEL WAGE SUMMARY						
Position Title	No. of Emp.	Position Classification	Minimum Monthly Salary	Maximum Monthly Salary	FY 2023/24 Total Annual Salary	Allocation to Admin Department
Executive Director ⁽¹⁾	1	N/A	N/A	N/A	\$ 321,583	\$ 160,792
Deputy Director of Operations ⁽²⁾	1	62	\$ 17,311	\$ 21,119	\$ 250,000	\$ 62,500
Operations Manager ⁽³⁾	1	46	\$ 12,817	\$ 15,637	\$ 170,000	\$ 42,500
Controller	1	43	\$ 12,018	\$ 14,662	\$ 151,861	\$ 151,861
Senior Accountant	1	25	\$ 8,166	\$ 9,962	\$ 99,150	\$ 99,150
Office Manager	1	31	\$ 9,288	\$ 11,332	\$ 120,641	\$ 120,641
Accounting Technician	1	12	\$ 6,177	\$ 7,536	\$ 56,518	\$ 56,518
Administrative Assistant	1	11	\$ 6,046	\$ 7,376	\$ 55,820	\$ 55,820
FY 2023/24 Salary Pool						\$ 29,991
TOTAL:	8					\$ 779,773

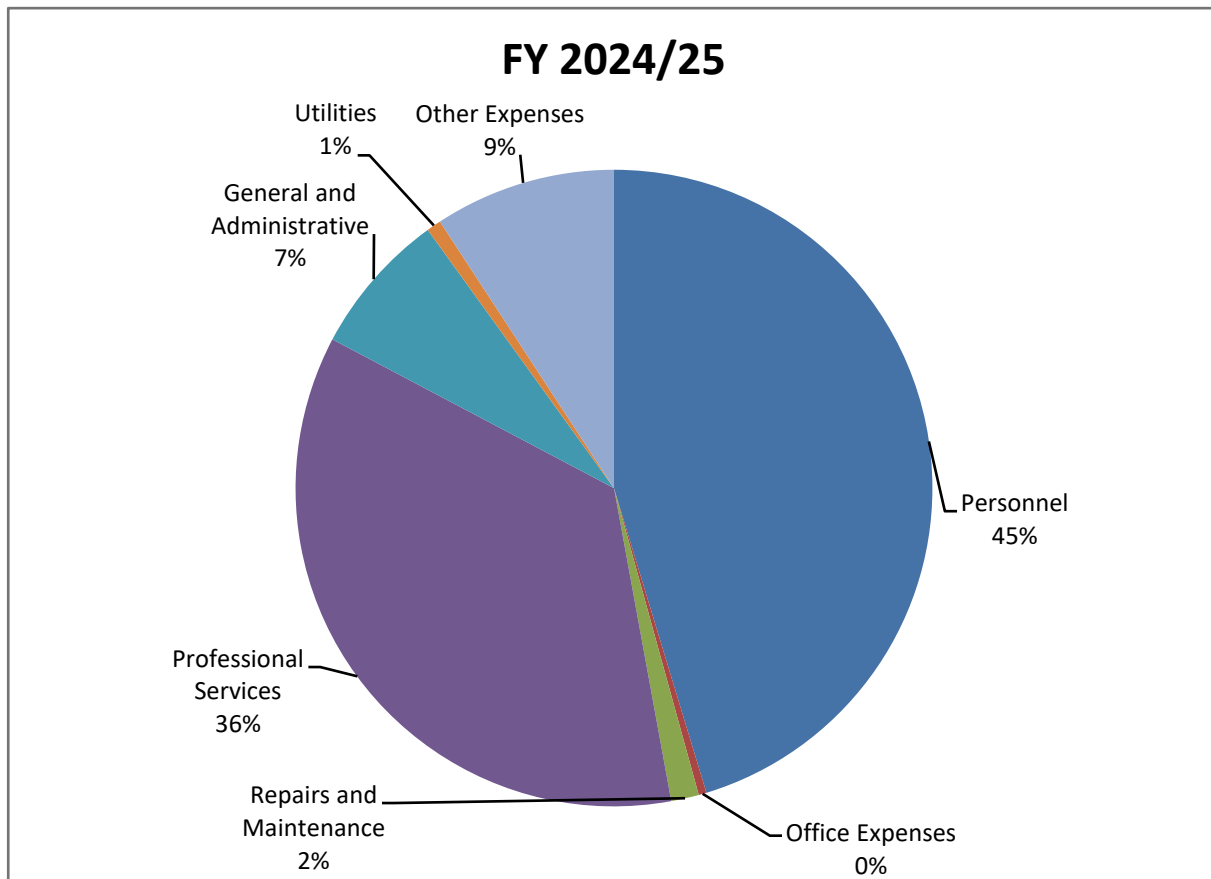
(1) The Executive Director is allocated to Administration (50%), Water Treatment Plant (25%) and Distribution (25%).

(2) The Deputy Director of Operations is allocated to Administration (25%), Water Treatment Plant (35%) and Distribution (40%).

(3) The Operations Manager is allocated to Administration(25%), Water Treatment Plant(35%) and Distribution (40%).

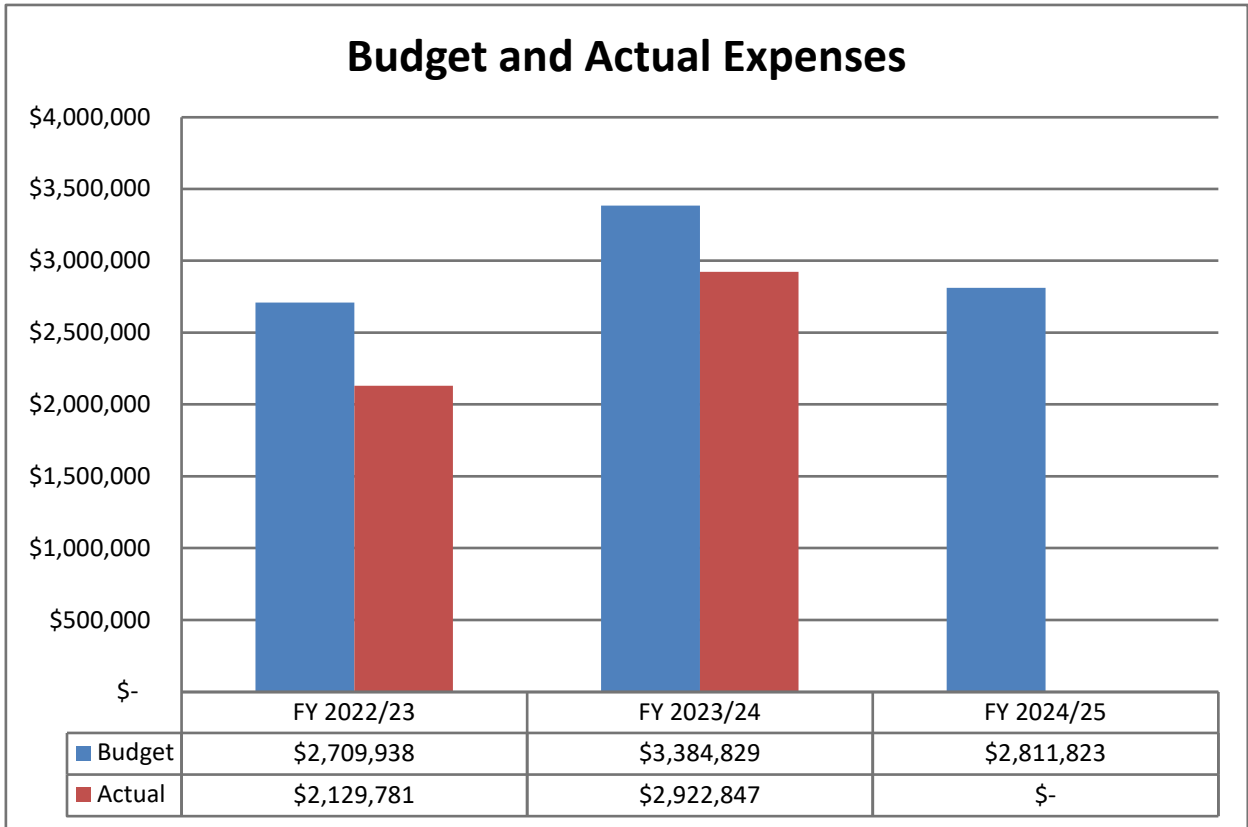
Central Coast Water Authority
Administration Department Operating Expenses
 Fiscal Year 2024/25 Budget

Item	FY 2024/25 Budget
Personnel	\$ 1,273,918
Office Expenses	11,300
Repairs and Maintenance	39,740
Professional Services	1,001,306
General and Administrative	205,988
Utilities	20,924
Other Expenses	258,647
TOTAL:	<u><u>\$ 2,811,823</u></u>



Central Coast Water Authority
Administration Department Operating Expenses
 Fiscal Year 2024/25 Budget

Item	FY 2022/23 Budget	FY 2022/23 Actual	FY 2023/24 Budget	FY 2023/24 Estimated Actual	FY 2024/25 Budget
Personnel	\$ 1,030,498	\$ 898,274	\$ 1,170,989	\$ 1,167,782	\$ 1,273,918
Office Expenses	10,800	10,801	11,300	8,700	11,300
Supplies and Equipment	-	-	-	-	-
Repairs and Maintenance	33,580	27,040	33,780	26,097	39,740
Professional Services	1,239,090	921,224	1,744,542	1,418,873	1,001,306
General and Administration	202,562	135,311	203,063	128,854	205,988
Utilities	19,734	14,065	20,004	16,697	20,924
Other Expenses	173,674	123,066	201,151	155,844	258,647
TOTAL:	\$ 2,709,938	\$ 2,129,781	\$ 3,384,829	\$ 2,922,847	\$ 2,811,823



Central Coast Water Authority
Administration Department Operating Expenses
 Fiscal Year 2024/25 Administration/O&M Budget

Account Number	Account Name	FY 2022/23 Budget	FY 2022/23 Actual	FY 2023/24 Budget	FY 2023/24 Estimated Actual	FY 2024/25 Budget	Change from FY 2023/24 Budget	Percent Change FY 2023/24 Budget
<u>PERSONNEL EXPENSES</u>								
5000.10	Full-Time Regular Wages	\$ 655,686	\$ 581,215	\$ 735,399	\$ 735,399	\$ 779,773	\$ 44,374	6.03%
1300.60	Capitalized Wages and Overtime	-	-	-	-	-	-	N/A
5000.20	Overtime	5,000	5,287	5,000	-	5,000	-	0.00%
5000.40	Standby Pay	-	-	-	-	-	-	N/A
5000.50	Shift Differential Pay	-	-	-	-	-	-	N/A
5100.10	PERS Retirement	199,407	135,146	209,550	208,693	224,427	14,877	7.10%
5100.15	Medicare Taxes	9,784	11,330	10,749	11,884	11,543	794	7.38%
5100.20	Health/Dental/Vision Plans	101,627	77,333	118,466	104,105	138,281	19,815	16.73%
5100.25	Workers' Compensation	4,713	4,308	4,134	3,784	4,229	95	2.30%
5100.30	Vehicle Expenses	9,000	9,000	-	-	-	-	N/A
5100.35	Retiree Medical Future Liability Dep.	37,905	41,201	54,762	65,014	74,011	19,249	35.15%
5100.50	Long-Term Disability	3,410	2,992	3,777	3,233	4,055	278	7.36%
5100.55	Life Insurance	2,436	1,950	3,622	4,324	3,799	177	4.88%
5100.60	Employee Physicals	-	-	-	-	-	-	N/A
5100.80	Employee Incentive/457K Plan	1,280	27,498	25,280	31,346	28,551	3,271	12.94%
5100.65	Employee Education Reimbursement	250	-	250	-	250	-	0.00%
5100.86	Benefits Overhead E-Projects	-	1,014	-	-	-	-	N/A
Total Personnel Expenses:		1,030,498	898,274	1,170,989	1,167,782	1,273,918	102,929	8.79%

Central Coast Water Authority
Administration Department Operating Expenses
 Fiscal Year 2024/25 Administration/O&M Budget

Account Number	Account Name	FY 2022/23 Budget	FY 2022/23 Actual	FY 2023/24 Budget	FY 2023/24 Estimated Actual	FY 2024/25 Budget	Change from FY 2023/24 Budget	Percent Change FY 2023/24 Budget
<u>OFFICE EXPENSES</u>								
5200.20	Office Supplies	6,300	5,901	6,300	5,420	6,300	-	0.00%
5200.30	Miscellaneous Office Expenses	4,500	4,900	5,000	3,280	5,000	-	0.00%
Total Office Expenses:		10,800	10,801	11,300	8,700	11,300	-	0.00%
<u>SUPPLIES AND EQUIPMENT</u>								
5500.10	Uniform Expenses	-	-	-	-	-	-	N/A
5500.15	Minor Tools and Equipment	-	-	-	-	-	-	N/A
5500.20	Spare Parts	-	-	-	-	-	-	N/A
5500.25	Landscape Equipment and Supplies	-	-	-	-	-	-	N/A
5500.30	Chemicals-Fixed	-	-	-	-	-	-	N/A
5500.31	Chemicals-Variable	-	-	-	-	-	-	N/A
5500.35	Maintenance Supplies/Hardware	-	-	-	-	-	-	N/A
5500.40	Safety Supplies	-	-	-	-	-	-	N/A
5500.45	Fuel and Lubricants	-	-	-	-	-	-	N/A
5500.50	Seed/Erosion Control Supplies	-	-	-	-	-	-	N/A
5500.55	Backflow Prevention Supplies	-	-	-	-	-	-	N/A
Total Supplies and Equipment:		-	-	-	-	-	-	N/A
<u>MONITORING EXPENSES</u>								
5600.10	Lab Supplies	-	-	-	-	-	-	N/A
5600.20	Lab Tools and Equipment	-	-	-	-	-	-	N/A
5600.30	Lab Testing	-	-	-	-	-	-	N/A
Total Monitoring Expenses:		-	-	-	-	-	-	-

Central Coast Water Authority
Administration Department Operating Expenses
Fiscal Year 2024/25 Administration/O&M Budget

Account Number	Account Name	FY 2022/23 Budget	FY 2022/23 Actual	FY 2023/24 Budget	FY 2023/24 Estimated Actual	FY 2024/25 Budget	Change from FY 2023/24 Budget	Percent Change FY 2023/24 Budget
<u>REPAIRS AND MAINTENANCE</u>								
5700.10	Equipment Repairs and Maintenance	5,500	4,475	5,500	3,949	5,500	-	0.00%
5700.20	Vehicle Repairs and Maintenance	-	-	-	-	-	-	N/A
5700.30	Building Maintenance	23,820	16,638	24,020	17,668	24,020	-	0.00%
5700.40	Landscape Maintenance	4,260	3,819	4,260	4,481	10,220	5,960	139.91%
Total Repairs and Maintenance:		33,580	27,040	33,780	26,097	39,740	5,960	17.64%
updated								
<u>PROFESSIONAL SERVICES</u>								
5400.10	Professional Services	77,183	52,428	117,183	109,246	135,433	18,250	15.57%
5400.20	Legal Services	1,048,772	926,228	1,515,000	1,200,000	730,000	(785,000)	-51.82%
5400.30	Engineering Services	-	-	-	-	-	-	N/A
5400.40	Permits	-	-	-	-	-	-	N/A
5400.50	Non-Contractual Services	4,120	2,511	4,120	1,343	4,120	-	0.00%
5400.60	Accounting Services	109,015	84,201	108,239	108,284	131,753	23,514	21.72%
Total Professional Services:		1,239,090	921,224	1,744,542	1,418,873	1,001,306	(743,236)	-42.60%
<u>GENERAL AND ADMINISTRATIVE</u>								
5300.10	Meeting and Travel	21,500	84	20,000	13,616	20,000	-	0.00%
5300.20	Mileage Reimbursement	1,000	-	1,000	-	1,000	-	0.00%
5300.30	Dues and Memberships	167,469	115,625	169,469	105,316	172,395	2,926	1.73%
5300.40	Publications	1,250	1,145	1,250	1,250	1,250	-	0.00%
5300.50	Training	3,544	1,694	3,544	2,086	3,544	-	0.00%
5300.60	Advertising	2,500	99	2,500	2,500	2,500	-	0.00%
5300.70	Printing and Binding	2,000	1,553	2,000	1,847	2,000	-	0.00%
5300.80	Postage	3,300	2,511	3,300	2,240	3,300	-	0.00%
Total General and Administrative:		202,562	135,311	203,063	128,854	205,988	2,926	1.44%

Central Coast Water Authority
Administration Department Operating Expenses
 Fiscal Year 2024/25 Administration/O&M Budget

Account Number	Account Name	FY 2022/23 Budget	FY 2022/23 Actual	FY 2023/24 Budget	FY 2023/24 Estimated Actual	FY 2024/25 Budget	Change from FY 2023/24 Budget	Percent Change FY 2023/24 Budget
<u>UTILITIES</u>								
5800.20	Natural Gas	450	561	500	450	500	-	0.00%
5800.30	Electric-Fixed	8,944	4,662	8,944	6,465	8,944	-	0.00%
5800.35	Electric-Variable	-	-	-	-	-	-	N/A
5800.40	Water	2,580	2,326	2,580	2,302	2,580	-	0.00%
5800.50	Telephone	3,780	2,880	3,780	3,084	3,780	-	0.00%
5800.60	Waste Disposal	3,980	3,636	4,200	4,397	5,120	920	21.90%
Total Utilities:		19,734	14,065	20,004	16,697	20,924	920	4.60%
<u>OTHER EXPENSES</u>								
5900.10	Insurance	22,328	20,067	23,018	30,370	37,894	14,876	64.63%
5900.30	Non-Capitalized Projects ⁽¹⁾	-	-	-	-	-	-	N/A
5900.40	Equipment Rental	5,360	5,410	5,360	5,132	5,132	(228)	-4.25%
5900.50	Non-Capitalized Equipment	2,500	741	2,500	-	2,500	-	0.00%
5900.60	Computer Expenses	107,679	89,366	103,904	120,342	157,986	54,082	52.05%
5900.70	Appropriated Contingency	35,807	7,482	66,369	-	55,134	(11,235)	-16.93%
Total Other Expenses:		173,674	123,066	201,151	155,844	258,647	57,496	28.58%
TOTAL OPERATING EXPENSES		\$ 2,709,938	\$ 2,194,499	\$ 3,384,829	\$ 2,922,847	\$ 2,811,823	\$ (573,006)	-16.93%

(1) Effective July 1, 2018 Non-Capitalized Projects will be found in the Capital Improvement and Non-Capital Projects section of the budget.

**CENTRAL COAST WATER AUTHORITY
ADMINISTRATION FY 2024/25 BUDGET**

ACCOUNT NUMBER: 5000.10 **ACCOUNT TITLE:** Full-Time Regular Salaries

Description: Funds for the Administration Department regular employees. Includes \$29,991 for the FY 2024/25 salary pool.

FY 24/25 Requested Budget	779,773
FY 23/24 Estimated Actual	735,399
Increase (Decrease)	44,374

ACCOUNT NUMBER: 5000.20 **ACCOUNT TITLE:** Overtime

Description: Overtime expenses for non-exempt Administration employees.

FY 24/25 Requested Budget	5,000
FY 23/24 Estimated Actual	-
Increase (Decrease)	5,000

ACCOUNT NUMBER: 5100.10 **ACCOUNT TITLE:** PERS Retirement

Description: Funds for both employer and employee contributions into PERS retirement system. Based on a 35.047% contribution rate for FY 2024/25, which includes the required Unfunded Accrued Liability (UAL) payment.

FY 24/25 Requested Budget	224,427
FY 23/24 Estimated Actual	208,693
Increase (Decrease)	15,734

Required Contributions	\$ 109,106	18.361%
UAL current fiscal year	92,758	16.686%
UAL additional payment	22,563	fixed
TOTAL	\$ 224,427	

ACCOUNT NUMBER: 5100.15 **ACCOUNT TITLE:** Medicare

Description: Funds for the employer portion of Medicare taxes for the Administration Department. Amount is equal to 1.45% of regular and overtime wages and employer paid deferred compensation contributions.

FY 24/25 Requested Budget	11,543
FY 23/24 Estimated Actual	11,884
Increase (Decrease)	(341)

**CENTRAL COAST WATER AUTHORITY
ADMINISTRATION FY 2024/25 BUDGET**

ACCOUNT NUMBER: 5100.20 **ACCOUNT TITLE:** Health Insurance

Description: Funds for employer paid portion of health insurance for Administration employees. Based on employee 2024 Caf  Plan elections and dependent status. Includes an estimated 10% increase in 2025 plan rates.

FY 24/25 Requested Budget	110,802
FY 23/24 Estimated Actual	81,184
Increase (Decrease)	29,618

	<i>2024 Allowance</i>		<i>2025 Allowance Est</i>	
Family	\$	24,942	\$	27,437
Emp + 1		19,187		21,105
Employee only		9,593		10,553

ACCOUNT NUMBER: 5100.25 **ACCOUNT TITLE:** Workers' Compensation Insurance

Description: Funds for Workers' Compensation insurance for the Administration Department. Based on an X-Mod rate of 76% and economy of size rate of 90%.

FY 24/25 Requested Budget	4,229
FY 23/24 Estimated Actual	3,784
Increase (Decrease)	445

ACCOUNT NUMBER: 5100.35 **ACCOUNT TITLE:** Retiree Medical Future Liability Deposit

Description: Actuarially determined contributions to fund the estimated future liability for the required minimum contribution component (PEMHCA) of the CalPERS health plan and the retiree health costs for vested employees age 62 and over retiring from CCWA with at least 10 years of CCWA service. Costs are based on the number of active and covered employees and retirees.

FY 24/25 Requested Budget	74,011
FY 23/24 Estimated Actual	65,014
Increase (Decrease)	8,997

ACCOUNT NUMBER: 5100.40 **ACCOUNT TITLE:** Cafeteria Plan Benefits

Description: Funds for the portion of the cafeteria plan benefits which exceed the premium costs for the Administrative employees based on each employee's benefit election.

FY 24/25 Requested Budget	11,264
FY 23/24 Estimated Actual	8,660
Increase (Decrease)	2,603

**CENTRAL COAST WATER AUTHORITY
ADMINISTRATION FY 2024/25 BUDGET**

ACCOUNT NUMBER: 5100.45 **ACCOUNT TITLE:** Dental/Vision Plan

Description: Funds for the self-funded dental/vision plan. The plan provides \$4,324 per year per family for dental and vision expenses. Budgeted amount is \$3,243 per year per employee. Annual limit is based on an increase over the prior year amount for the percentage change in the CPI.

FY 24/25 Requested Budget	16,215
FY 23/24 Estimated Actual	14,261
Increase (Decrease)	1,955

ACCOUNT NUMBER: 5100.50 **ACCOUNT TITLE:** Long-Term Disability Insurance

Description: Funds for premiums paid for long-term disability insurance. Based on a rate of \$0.52 per \$100 of salary.

FY 24/25 Requested Budget	4,055
FY 23/24 Estimated Actual	3,233
Increase (Decrease)	822

ACCOUNT NUMBER: 5100.55 **ACCOUNT TITLE:** Life Insurance

Description: Funds for the employer paid life insurance premiums for each employee. CCWA policy provides life insurance equal to 150% of an employee's annual salary to a maximum of \$250,000.

FY 24/25 Requested Budget	3,799
FY 23/24 Estimated Actual	4,324
Increase (Decrease)	(525)

ACCOUNT NUMBER: 5100.65 **ACCOUNT TITLE:** Employee Education Reimbursement

Description: Funds for reimbursement of employee educational expenses under the policy established by CCWA.

FY 24/25 Requested Budget	250
FY 23/24 Estimated Actual	-
Increase (Decrease)	250

**CENTRAL COAST WATER AUTHORITY
ADMINISTRATION FY 2024/25 BUDGET**

ACCOUNT NUMBER: 5100.80 **ACCOUNT TITLE:** Employee Incentives and 457 K Plan

Description: Funds to encourage employee safety, efficiency and innovation through the Employee Achievement Awards Program (EAAP).

FY 24/25 Requested Budget	28,551
FY 23/24 Estimated Actual	31,346
Increase (Decrease)	(2,794)

EAAP	\$	1,280
457 K Plan		27,271
TOTAL:	\$	28,551

ACCOUNT NUMBER: 5200.20 **ACCOUNT TITLE:** Office Supplies

Description: Funds for Office supplies for the Administration Department. Based on \$525 per month in office supply expenses.

FY 24/25 Requested Budget	6,300
FY 23/24 Estimated Actual	5,420
Increase (Decrease)	880

ACCOUNT NUMBER: 5200.30 **ACCOUNT TITLE:** Miscellaneous Office Expenses

Description: Funds for miscellaneous expenses such as business cards and kitchen supplies.

FY 24/25 Requested Budget	5,000
FY 23/24 Estimated Actual	3,280
Increase (Decrease)	1,720

ACCOUNT NUMBER: 5300.10 **ACCOUNT TITLE:** Meetings and Travel

Description: Funds for meetings and travel expenses for the Administration Department employees and SWC Consultant.

FY 24/25 Requested Budget	20,000
FY 23/24 Estimated Actual	13,616
Increase (Decrease)	6,384

\$	2,000	ACWA Conferences
	12,000	SWC Meetings (\$1,000 per month)
	2,500	DWR/Sacramento/MWQI
	3,500	Other miscellaneous meetings
\$	20,000	TOTAL

**CENTRAL COAST WATER AUTHORITY
ADMINISTRATION FY 2024/25 BUDGET**

ACCOUNT NUMBER: 5300.20 **ACCOUNT TITLE:** Mileage Reimbursement

Description: Funds for mileage reimbursement based on the IRS current standard mileage rate.

FY 24/25 Requested Budget	1,000
FY 23/24 Estimated Actual	-
Increase (Decrease)	1,000

ACCOUNT NUMBER: 5300.30 **ACCOUNT TITLE:** Dues and Memberships

Description: Funds for professional dues.

\$	128,282	SWC Dues
	26,230	ACWA
	7,000	SWPCA MWQI charges
	2,250	Support various water education programs
	3,500	Employee Professional Dues and Misc.
	1,500	California Special District Association
	3,633	NEOGov
\$	172,395	TOTAL

FY 24/25 Requested Budget	172,395
FY 23/24 Estimated Actual	105,316
Increase (Decrease)	67,079

ACCOUNT NUMBER: 5300.40 **ACCOUNT TITLE:** Publications

Description: Funds for publications received by CCWA

\$	500	Personnel related subscriptions
	500	Employee professional publications
	250	Other Publications - General
\$	1,250	TOTAL

FY 24/25 Requested Budget	1,250
FY 23/24 Estimated Actual	1,250
Increase (Decrease)	-

ACCOUNT NUMBER: 5300.50 **ACCOUNT TITLE:** Training

Description: Funds for training of CCWA personnel.
Does not include educational reimbursement expenses.

FY 24/25 Requested Budget	3,544
FY 23/24 Estimated Actual	2,086
Increase (Decrease)	1,458

**CENTRAL COAST WATER AUTHORITY
ADMINISTRATION FY 2024/25 BUDGET**

ACCOUNT NUMBER: 5300.60 **ACCOUNT TITLE:** Advertising

Description: Funds for public relations expenses for CCWA including advertising for open positions.

FY 24/25 Requested Budget	2,500
FY 23/24 Estimated Actual	2,500
Increase (Decrease)	-

ACCOUNT NUMBER: 5300.70 **ACCOUNT TITLE:** Printing and Binding

Description: Funds for the printing and binding of CCWA documents including the Board packets, the annual budget, and the Annual Comprehensive Financial Report (ACFR).

FY 24/25 Requested Budget	2,000
FY 23/24 Estimated Actual	1,847
Increase (Decrease)	153

ACCOUNT NUMBER: 5300.80 **ACCOUNT TITLE:** Postage

Description: Funds for all postal and mail expenses.

	\$	3,000	Postage meter expenses (\$250 per month)
		300	Overnight and shipping svcs (\$25 per month)
FY 24/25 Requested Budget		3,300	
FY 23/24 Estimated Actual	\$	3,300	TOTAL
Increase (Decrease)		1,060	

ACCOUNT NUMBER: 5400.10 **ACCOUNT TITLE:** Professional Services

Description: Funds for miscellaneous consultants and other services.

	\$	4,580	BAO office alarm system, DMV monitoring fee
		50,000	SB County staff costs for CCWA related work
		2,603	Personnel Team Building
		78,250	Executive recruiting
FY 24/25 Requested Budget		135,433	
FY 23/24 Estimated Actual		109,246	
Increase (Decrease)		26,187	
	\$	135,433	TOTAL

**CENTRAL COAST WATER AUTHORITY
ADMINISTRATION FY 2024/25 BUDGET**

ACCOUNT NUMBER: 5400.20 **ACCOUNT TITLE:** Legal Services

Description: Funds for CCWA legal services.

FY 24/25 Requested Budget	730,000	\$	700,000	Brownstein Hyatt Farber General Counsel
FY 23/24 Estimated Actual	1,200,000		30,000	Stradling Yocca Carlsen Personnel Counsel
Increase (Decrease)	(470,000)	\$	730,000	TOTAL

ACCOUNT NUMBER: 5400.50 **ACCOUNT TITLE:** Non-Contractual Services

Description: Funds for miscellaneous non-contractual services such as the Section 125 plan administration fees and the employee assistance program.

FY 24/25 Requested Budget	4,120			
FY 23/24 Estimated Actual	1,343	\$	1,620	IRC 125 Plan administration fees (\$135 per mo)
Increase (Decrease)	2,778		1,500	Employee Assistance Program
			1,000	Other miscellaneous
		\$	4,120	TOTAL

ACCOUNT NUMBER: 5400.60 **ACCOUNT TITLE:** Accounting Services

Description: Funds for the annual audit of the FY 2020/21 Financial Statements and DWR Statement of Charges (SOC)

FY 24/25 Requested Budget	131,753	\$	26,495	Glenn Burdette - Annual Audit
FY 23/24 Estimated Actual	108,284		17,883	Ernst & Young - SWC SOC Audit
Increase (Decrease)	23,469		67,526	Ernst & Young - CCWA SOC Audit
			19,850	Bartel Assoc - Pension/OPEB Actuarial Reports
		\$	131,753	TOTAL

ACCOUNT NUMBER: 5700.10 **ACCOUNT TITLE:** Equipment Repairs and Maintenance

Description: Funds for repairs to administration office equipment including maintenance agreements.

FY 24/25 Requested Budget	5,500	\$	4,500	Copier maintenance agreement
FY 23/24 Estimated Actual	3,949		1,000	Other misc. equipment repairs
Increase (Decrease)	1,551	\$	5,500	TOTAL

**CENTRAL COAST WATER AUTHORITY
ADMINISTRATION FY 2024/25 BUDGET**

ACCOUNT NUMBER: 5700.30 **ACCOUNT TITLE:** Building Maintenance

Description: Funds for minor repairs to the
Administration office building and janitorial services.

FY 24/25 Requested Budget	24,020
FY 23/24 Estimated Actual	17,668
Increase (Decrease)	6,352

\$	1,520	Monthly Pest Control
	15,000	Janitorial services and supplies
	6,000	Building repairs, maintenance
	1,500	HVAC quarterly maintenance
\$	24,020	TOTAL

ACCOUNT NUMBER: 5700.40 **ACCOUNT TITLE:** Landscape Maintenance

Description: Funds for landscape maintenance at the
Administration office building.

FY 24/25 Requested Budget	10,220
FY 23/24 Estimated Actual	4,481
Increase (Decrease)	5,739

\$	3,600	Gardener (\$300 per month)
	1,320	Irrigation Water (\$110 per month)
	300	Miscellaneous
\$	5,000	Replace drip irrigation and landscape
\$	10,220	TOTAL

ACCOUNT NUMBER: 5800.20 **ACCOUNT TITLE:** Natural Gas

Description: Funds for natural gas service to the
Administration building (\$37.50 per month).

FY 24/25 Requested Budget	500
FY 23/24 Estimated Actual	450
Increase (Decrease)	50

ACCOUNT NUMBER: 5800.30 **ACCOUNT TITLE:** Electric

Description: Funds for electrical service to the
Administration building (\$745 per month).

FY 24/25 Requested Budget	8,944
FY 23/24 Estimated Actual	6,465
Increase (Decrease)	2,479

**CENTRAL COAST WATER AUTHORITY
ADMINISTRATION FY 2024/25 BUDGET**

ACCOUNT NUMBER: 5800.40 **ACCOUNT TITLE:** Water and Sewer

Description: Funds for water and sewer service for the Administration building (\$215 per month).

FY 24/25 Requested Budget	2,580
FY 23/24 Estimated Actual	2,302
Increase (Decrease)	278

ACCOUNT NUMBER: 5800.50 **ACCOUNT TITLE:** Telephone

Description: Funds for long distance, local and cellular phone service.

FY 24/25 Requested Budget	3,780
FY 23/24 Estimated Actual	3,084
Increase (Decrease)	696

\$	180	Long distance and 800# (\$15 per month)
	600	Cell phones and airtime (\$50 per month)
	900	Conference calls (\$75 per month)
	2,100	Local Long Distance (\$175 per month)
\$	3,780	TOTAL

ACCOUNT NUMBER: 5800.60 **ACCOUNT TITLE:** Waste Disposal

Description: Funds for waste disposal services for the Administration building.

FY 24/25 Requested Budget	5,120
FY 23/24 Estimated Actual	4,397
Increase (Decrease)	723

\$	4,800	Waste Disposal service (\$400 per month)
	320	Hazardous Waste Disposal
\$	5,120	TOTAL

ACCOUNT NUMBER: 5900.10 **ACCOUNT TITLE:** Insurance

Description: Funds for insurance related expenses.

FY 24/25 Requested Budget	37,894
FY 23/24 Estimated Actual	30,370
Increase (Decrease)	7,524

\$	3,797	Property and auto insurance based on allocation provided by JPIA
\$	23,972	General Liability and E&O apportioned by payroll percentages
\$	10,125	Excess crime and cyber liability
\$	37,894	TOTAL

**CENTRAL COAST WATER AUTHORITY
ADMINISTRATION FY 2024/25 BUDGET**

ACCOUNT NUMBER: 5900.40 **ACCOUNT TITLE:** Equipment Rental

Description: Funds for rental of equipment.

FY 24/25 Requested Budget	5,132	\$	1,800	Postage meter (\$150 per month)
FY 23/24 Estimated Actual	5,132		3,060	Copier lease (\$255 per month)
Increase (Decrease)	-		272	Other
		\$	5,132	TOTAL

ACCOUNT NUMBER: 5900.50 **ACCOUNT TITLE:** Non-Capitalized Equipment

Description: Funds for the purchase of non-capitalized equipment purchases. These equipment purchases are generally under \$10,000 in cost with an estimated useful life under 5 years.

FY 24/25 Requested Budget	2,500
FY 23/24 Estimated Actual	-
Increase (Decrease)	2,500

ACCOUNT NUMBER: 5900.60 **ACCOUNT TITLE:** Computer Expenses

Description: Funds for computer expenses including minor software purchases, minor equipment purchases and service contracts.

FY 24/25 Requested Budget	157,986			
FY 23/24 Estimated Actual	120,342	\$	144,336	CompuVision, Annual Service Agreements and Software Subscriptions
Increase (Decrease)	37,644		13,650	Software and other computer services
		\$	157,986	TOTAL

ACCOUNT NUMBER: 5900.70 **ACCOUNT TITLE:** Appropriated Contingency

Description: 2.0% of operating expenses

FY 24/25 Requested Budget	55,134
FY 23/24 Estimated Actual	-
Increase (Decrease)	55,134



Water Treatment Plant March 2023

Water Treatment Plant Department

The Water Treatment Plant Department receives raw water from DWR and operates and maintains the Polonio Pass Water Treatment Plant. The Department treats the water utilizing full conventional treatment technologies to meet all state and federal potable water standards and performs all chemical and biologic analyses required by the California Department of Public Health and the U.S. Environmental Protection Agency.

Highlights

Department Information

- Number of employees 16.15
- Polonio Pass Water Treatment Plant capacity 50 million gallons per day
- FY 2024/25 requested water deliveries 16,338 acre-feet

Budget Information

- Total FY 2024/25 O&M Budget \$ 5,946,540
- O&M Budget increase over FY 2023/24 \$ 309,451
 - Fixed cost increase over FY 2023/24 \$ 321,816
 - Variable cost decrease over FY 2023/24 \$ {12,366}
- Percentage increase 5.49%
- Fixed O&M Expenses \$ 4,441,786
- Variable O&M Expenses \$ 1,504,753
- FY 2024/25 budgeted chemical cost \$ 72.42 per acre-foot
- Regional Water Treatment Plant Cost Per AF:
 - Fixed \$ 34.16
 - Variable \$ 10.03
- Exchange Agreement Modifications Per AF:
 - Fixed \$ 117.86
 - Variable \$ 92.10

Significant Accomplishments during FY 2023/24

- Procured and installed a Gas Chromatograph- Mass Spectrometer Instrument within the Water Treatment Plant Laboratory. Staff also received training on the operation and maintenance of the instrument as well as training on the MIB and Geosmin analytical protocol. This capability significantly reduces the turnaround time from commercial laboratories and dramatically improves early detection of taste and odor compounds as well as improve the ability to make important adjustments to the treatment process at the Water Treatment Plant.
- Successfully implemented a recruitment effort for a Water Treatment Plant Operator Trainee. The effort resulted in receiving nice applications, interviewing four qualified candidate and one job offer. The successful applicant already earned a T-4/D-3 Water Operator Certification. The new trainee will receive on-the-job training to prepare him for covering shift. Most importantly, it is anticipated that the new trainee will be fully trained and ready to enter shift rotation prior to the retirements of up to two operators within the next year or two.
- WTP was operated to maximize limited supply to Participants during a significant outage following the explosion of the DWR Devil's Den Pumping Plant in August 2023. Following the installation of a temporary bypass pipeline, the WTP resumed operating at the design minimum flow capacity from August through October with no issue. The WTP operation proceeded in close coordination with Distribution and CCWA Participants.

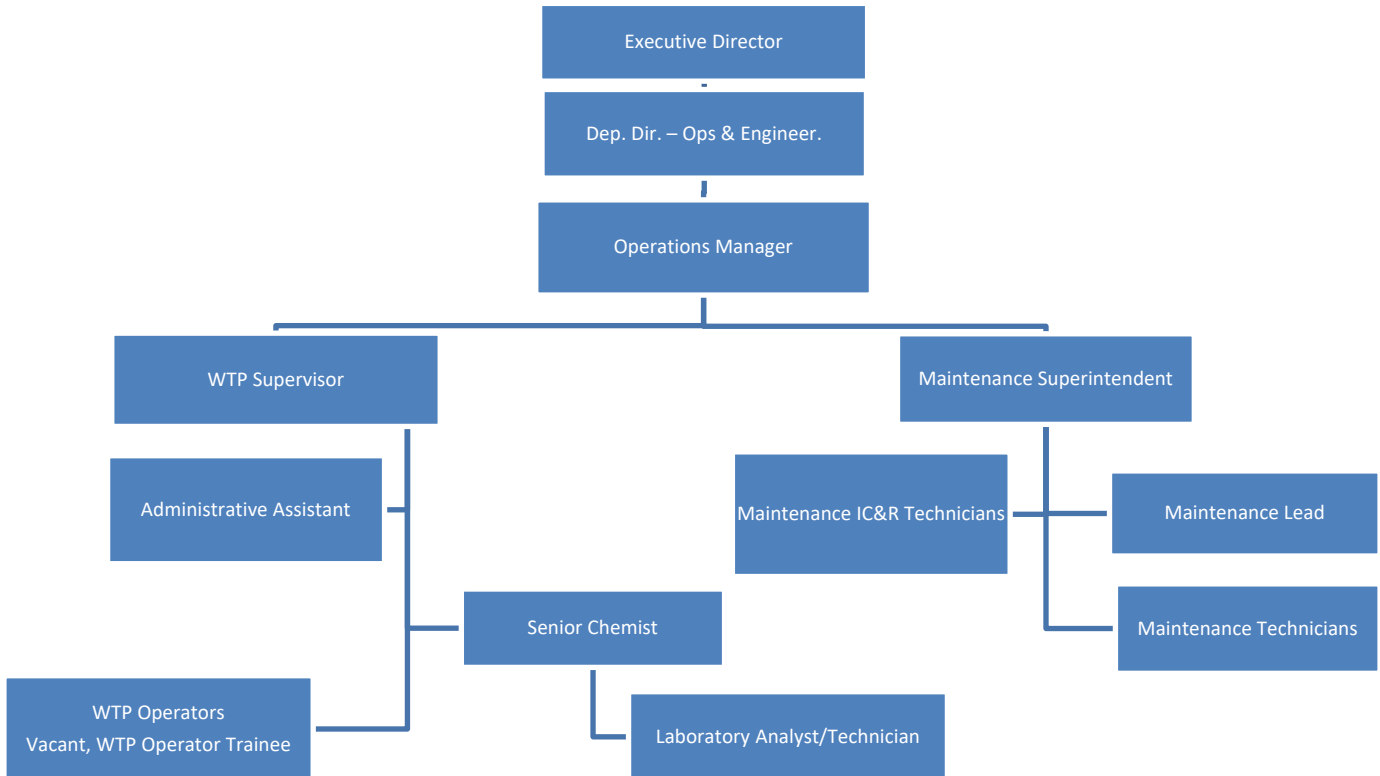
Significant Goals for FY 2024/25

- Complete construction of the new Water Treatment Plant Office Building. This building will house both maintenance and instrumentation staff and will bring the Operations Building into compliance with ADA requirements. In addition, the new Office Building will provide sleeping quarters for the Water Treatment Plant Operators. The sleeping quarters is being provided to improve operator safety related to working the night shift. The commute home is typically 30 minutes or more from the Plant. Through providing sleeping quarters, the night shift operator will have the option of resting prior to the drive home.
- Begin implementation of the security and access control measures that were recommended in CCWA's engineering consultants Security Technical Memorandum. Installing new access control measures will be the first phase of the project and will replace the existing 20-year-old cyber-lock system.
- Begin the long-term planning for concrete structure repair and maintenance at the Water Treatment Plant. CCWA's engineering consultant recently completed a concrete structure assessment. This goal is to review the results of the detailed concrete assessment and to develop long term plans and engineering specifications to address the issues identified in the assessment report.

Central Coast Water Authority
Water Treatment Plant Department
 Fiscal Year 2024/25 Budget

The Water Treatment Plant Department receives raw water from DWR, operates and maintains the Polonio Pass Water Treatment Plant and performs all chemical and biologic analyses required by the California Department of Public Health.

The Water Treatment Plant Department is supervised by the Water Treatment Plant Supervisor who is responsible for the day-to-day treatment plant operations, maintenance and laboratory functions.



The five (5) Plant Operators and one (1) Plant Operator Trainee operate the treatment plant and monitor the distribution pipeline on a full-time 24 hour per day basis. They place raw water orders to DWR based on system demand, treat the water according to current plant operating parameters, perform water quality analyses, monitor the plant and pipeline Supervisory Control and Data Acquisition (SCADA) system, and assist the maintenance and laboratory sections as required.

The Operations Manager will oversee CCWA’s capital improvement projects and planning of construction and oversight of construction.

The Maintenance Superintendent oversees plant maintenance and supervises the two (2) Maintenance/IC&R Technicians and the Maintenance Lead. Together with available operations staff, they keep the treatment plant in full operation.

Central Coast Water Authority
Water Treatment Plant Department
Fiscal Year 2024/25 Budget

The Maintenance Lead schedules the daily plant maintenance and directs the work of two (2) Maintenance Technicians.

The Senior Chemist and Laboratory Analyst operate the plant laboratory. All analyses required by the Environmental Protection Agency and Department of Public Health or needed for plant process control are either performed in-house or sent to a contract laboratory by the Senior Chemist. The Senior Chemist also submits all federal and state mandated reports, provides laboratory data to project participants, oversees the water sampling program, maintains all laboratory equipment, and trains Operations and Maintenance staff in laboratory safety and procedures.

The Maintenance Instrumentation Calibration and Repair Technicians repair instruments and electronics both at the Water Treatment Plant and along the Pipeline.

WATER TREATMENT PLANT DEPARTMENT OPERATING EXPENSE OVERVIEW

The expenses associated with operating the Water Treatment Plant are divided into fixed and variable O&M costs.

Fixed O&M Costs are costs of the treatment plant that do not vary with the amount of water processed at the treatment plant. These include personnel costs, professional services, general and administrative costs.

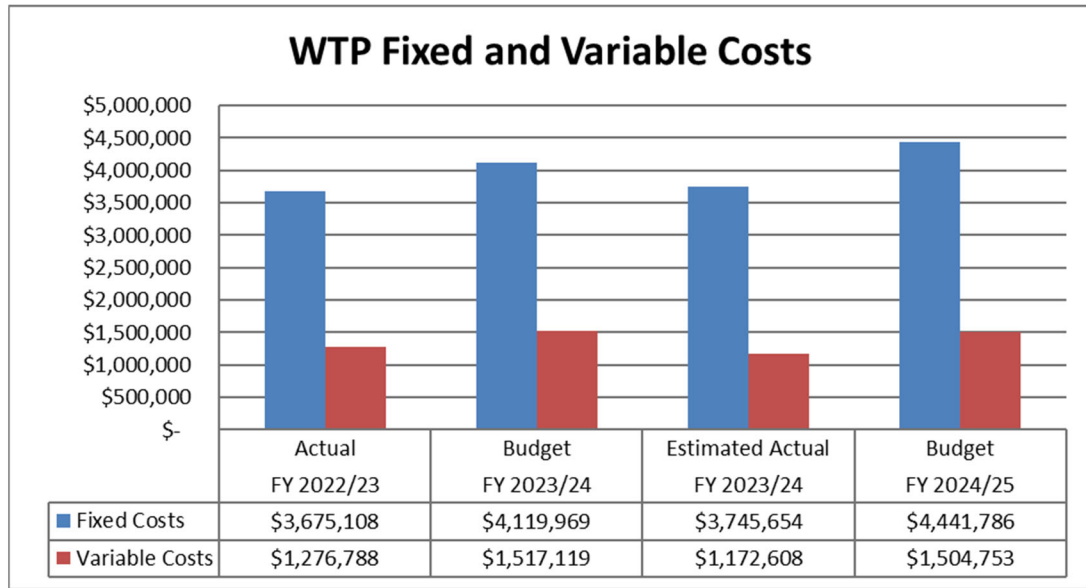
For FY 2024/25, the Water Treatment Plant fixed O&M costs total \$4,441,786 or \$321,816 more than the FY 2023/24 budget.

Variable O&M Costs are costs that vary with the amount of water processed at the treatment plant. These costs include chemical and electrical costs.

Central Coast Water Authority
Water Treatment Plant Department
 Fiscal Year 2024/25 Budget

For FY 2024/25, the Water Treatment Plant variable O&M costs total \$1,504,753 which is a decrease of \$12,366 from the FY 2023/24 budget. The FY 2024/25 variable O&M budget is comprised of \$1,357,240 for chemical expenses and \$147,514 for electrical costs based on treatment and delivery of 16,338 acre-feet of water for the year.

The following graph shows the allocation of fixed and variable O&M costs at the plant for the fiscal years indicated.



Variable O&M Costs Excluding San Luis Obispo County: San Luis Obispo County (SLO) does not pay for costs of dechloraminating water at the Santa Ynez Pumping Facility before the water is discharged into Lake Cachuma.

Allocation of Water Treatment Plant Expenses: All project participants pay for fixed costs at the Water Treatment Plant based on their State Water Table A allocation.

Fiscal Year 2024/25 Operating Expense Budget

The FY 2024/25 Water Treatment Plant operating expense budget is \$5,946,540 which is \$309,452 more than the previous year's budget of \$5,637,088, a 5.49% increase.

The personnel expense section of the Water Treatment Plant budget represents approximately 55% of the budget. Supplies and equipment comprise 24% with other expenses making up the balance of the budget. The variable O&M expenses are included in the supplies and equipment and utilities section of the budget. The chart Regional Water Treatment Plant Allocation and Credit shows the allocation of the various components of the water treatment plant operating expense budget.

Personnel Expenses Total personnel expenses are increasing by about \$215,334 when compared to the FY 2023/24 budget for the following reasons.

Central Coast Water Authority
Water Treatment Plant Department
Fiscal Year 2024/25 Budget

- The FY 2024/25 total salaries and wages budget for the Water Treatment Plant Department is held to an increase of \$97,229 when compared to the prior fiscal year budget due to an increase in the Consumer Price Index for December 2023.
- Health insurance, dental/vision plan expenses and cafeteria plan benefits combined are increasing by about \$47,509. This is due to; 1) The 2024 CalPERS health insurance plan with the lowest premiums increased by 14.37% over the 2023 premiums, as opposed to the increase of 5% budgeted for the calendar year 2024; 2) The FY 2024/25 Budget also includes an estimated 10% increase in the health insurance premiums effective January 1, 2025. The health plan estimates are based on the elections of each employee at the time the budget is prepared.
- CalPERS retirement expenses are increasing by \$35,276 over the prior fiscal year. The CCWA employer paid portion for “Classic” members in FY 24/25 is 31.671% as compared to the prior year amount of 31.596%, for a 0.075% increase. CCWA “Classic” member employees began paying 50% of the increase in the “normal” PERS employer contribution in FY 2017/18. As of FY 2024/25 the Water Treatment Plant Department has 11 CalPERS PEPRA member employee. The PEPRA employer contribution rate in FY 2024/25 increased from 8.00% in FY 2023/24 to 8.13% in FY 2024/25 for an increase in employer paid PEPRA contribution rate of 0.18%.
- The FY 2024/25 Budget includes \$103,187 for deposit into the Retiree Benefit Trust Program. This amount is based on actuarial assumptions for the required minimum contribution under PEMHCA and the additional vested portion of retiree only premiums, based on employees who are 62 years of age or older and retire from CCWA having completed at least 10 years of service with CCWA.

Supplies and Equipment Supplies and equipment are decreasing by about \$26,593 because of a decreased amount and price of chemicals. Estimates are based on historical data and the costs of treatment are directly related to changes in water quality.

Monitoring Expenses Monitoring expenses are decreasing \$9,835 due to fewer lab supplies and equipment needed as identified by the Senior Chemist for FY 2024/25.

Repairs and Maintenance Repairs and Maintenance expenses are increasing by \$19,500 over the prior year due to an increase in anticipated building maintenance expenses and equipment repairs.

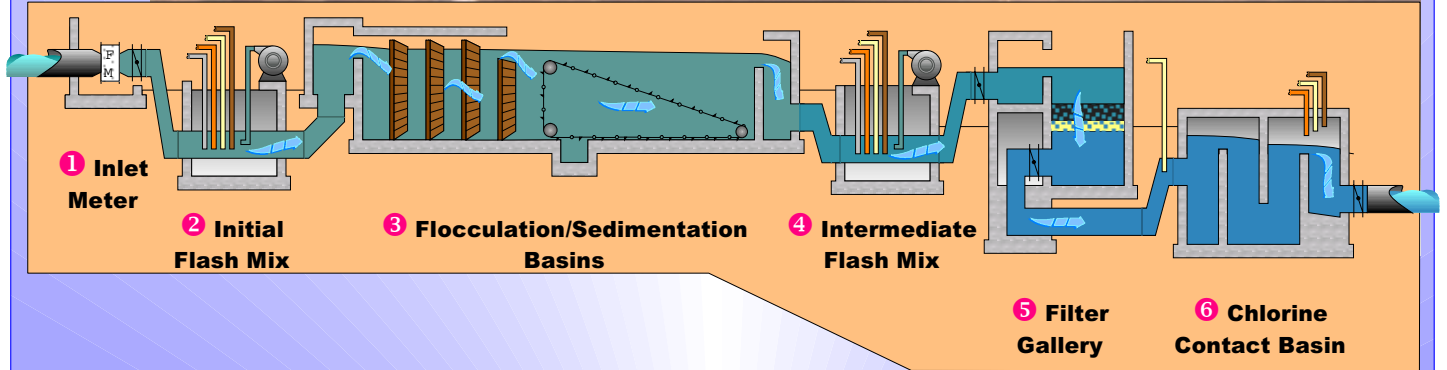
Professional Services Professional service expenses are increasing by \$36,710 over the prior year largely due to a new Man Down Monitoring expense and Confined Space Rescue budget.

Central Coast Water Authority
Water Treatment Plant Department
Fiscal Year 2024/25 Budget

General and Administrative General and administrative expenses decreased about \$500.

Utilities Utility expenses are increasing by approximately \$20,822 due to variable and fixed electric expenses based on expected deliveries.

Other Expenses Other expenses are increasing by approximately \$53,014 due to an increase in insurance costs and computer expenses.



Polonio Pass Water Treatment Plant

Central Coast Water Authority

Central Coast Water Authority
Water Treatment Plant Department
Fiscal Year 2024/25 Budget

Regional Water Treatment Plant Allocation

Instead of building a pipeline around or through Lake Cachuma to the South Coast to convey State water to the South Coast project participants, the Authority is conveying State water using the lake and existing conveyance facilities. The water is dechloraminated (de-treated) at the Santa Ynez Pumping Facility before it is discharged into the lake.

Since the South Coast project participants must “re-treat” the State water that is delivered from Lake Cachuma, they would effectively be paying twice to treat the water if the Regional Water Treatment Plant Allocation agreement was not in place. Initial treatment occurs at the Polonio Pass Water Treatment Plant and retreatment occurs at the various South Coast project participants’ treatment plants.

The Regional Water Treatment Plant Allocation is a credit financed by Santa Barbara County project participants which directly receive treated State water from the Coastal Branch Extension or CCWA pipeline. The credit is applied to the South Coast project participants to cover their costs to retreat State water. In short, the purpose of this credit is to ensure that all Authority project participants pay the same cost to treat State water. The treatment plant capital and fixed and variable operating and maintenance costs are included in the Regional Water Treatment Plant Allocation calculation.

The Regional Water Treatment Plant Allocation computations also take into account the effect of the Santa Ynez Exchange Agreement on certain project participants (see “*Santa Ynez Exchange Agreement*” included in this section of the Budget).

The following tables show the calculation of the FY 2024/25 Regional Water Treatment Plant Allocation and Credit.

Central Coast Water Authority
Regional Water Treatment Plant Allocation and Credit
FY 2024/25 Budget

Project Participant	Allocated Table A ⁽¹⁾				Unadjusted Fixed			Adjusted Fixed ⁽⁴⁾			Fixed Retreatment Charge ⁽⁵⁾		
	Table A Amount	Exchange Deliveries	Allocated Table A	Allocated Table A Percentage	WTP Fixed Operating Costs ⁽²⁾	Imputed WTP Debt Service Costs	Total Unadjusted Fixed	Capital Retreatment Adjustment	Fixed O&M Retreatment Adjustment	Total Adjusted Fixed	Allocated Table A % SB County	Fixed Retreatment Adjustments	Cost Per AF of Allocated Table A Amount
Guadalupe	550		550	1.25%	\$ 64,823		\$ 64,823	\$ -	\$ 83,609	\$ 83,609	1.41%	\$ 18,786	\$ 34.16
Santa Maria	16,200		16,200	36.90%	1,909,334		1,909,334	-	2,462,668	2,462,668	41.46%	553,334	34.16
Golden State Water	500		500	1.14%	58,930		58,930	-	76,008	76,008	1.28%	17,078	34.16
VAFB	5,500		5,500	12.53%	648,231		648,231	-	836,091	836,091	14.07%	187,860	34.16
Buellton	578		578	1.32%	68,123		68,123	-	87,866	87,866	1.48%	19,742	34.16
Santa Ynez (Solvang)	1,500		1,500	3.42%	176,790		176,790	-	228,025	228,025	3.84%	51,235	34.16
Santa Ynez	500	2,425	2,925	6.66%	344,741		344,741	-	444,648	444,648	7.49%	99,908	34.16
Goleta	4,500	(873)	3,627	8.26%	427,479		427,479	-	551,364	551,364	9.28%	123,885	34.16
Morehart	200	-	200	0.46%	23,572		23,572	-	30,403	30,403	0.51%	6,831	34.16
La Cumbre	1,000	-	1,000	2.28%	117,860		117,860	-	152,017	152,017	2.56%	34,156	34.16
Raytheon	50	-	50	0.11%	5,893		5,893	-	7,601	7,601	0.13%	1,708	34.16
Santa Barbara	3,000	(582)	2,418	5.51%	284,986		284,986	-	367,576	367,576	6.19%	82,590	34.16
Montecito	3,000	(582)	2,418	5.51%	284,986		284,986	-	367,576	367,576	6.19%	82,590	34.16
Carpinteria	2,000	(388)	1,612	3.67%	189,990		189,990	-	245,051	245,051	4.13%	55,060	34.16
SB County Subtotal:	39,078	-	39,078	89.00%	4,605,737	-	4,605,737	-	5,940,503	5,940,503	100.00%	1,334,766	34.16
SLO County	4,830	-	4,830	11.00%	569,264		569,264	-	-	-		-	
TOTAL:	43,908		43,908	100.00%	\$ 5,175,001		\$ 5,175,001	\$ -	\$ 5,940,503	\$ 5,940,503	100.00%	\$ 1,334,766	

Fixed Retreatment Allocation Factor

Total South Coast Table A	11,325
Total SB County Table A	39,078
Subtotal:	50,403
South Coast Retreated %	1.29

Total Adjusted Fixed (SB County)	\$ 5,940,503
Total Unadjusted Fixed Costs (SB County)	4,605,737
Fixed WTP Allocation Amount	\$ 1,334,766

Project Participant	South Coast Fixed Retreatment Credits ⁽⁶⁾			
	South Coast Allocated Table A	South Coast Allocated Table A %	South Coast Fixed Credit	Credit/AF On Allocated Table A
Guadalupe				
Santa Maria				
Golden State Water				
VAFB				
Buellton				
Santa Ynez (Solvang)				
Santa Ynez				
Goleta	3,627	32.03%	\$ (427,479)	\$ (117.86)
Morehart	200	1.77%	(23,572)	(117.86)
La Cumbre	1,000	8.83%	(117,860)	(117.86)
Raytheon	50	0.44%	(5,893)	(117.86)
Santa Barbara	2,418	21.35%	(284,986)	(117.86)
Montecito	2,418	21.35%	(284,986)	(117.86)
Carpinteria	1,612	14.23%	(189,990)	(117.86)
SB County Subtotal:	11,325	100.00%	(1,334,766)	
SLO County	-	0.00%	-	
TOTAL:	11,325	100.00%	\$ (1,334,766)	

- (1) Allocated Table A represents Table A contract amount, minus exchange deliveries for the South Coast project participants plus exchange deliveries for Santa Ynez ID#1.
- (2) Unadjusted Fixed Operating Costs represents the WTP fixed O&M costs allocated to all project participants in proportion to contract Table A amounts.
- (4) Adjusted Fixed amounts represents the unadjusted WTP fixed costs times the Fixed Retreatment Allocation Factor.
- (5) Fixed Retreatment Charge represents the difference between the unadjusted fixed costs and the adjusted fixed costs, allocated in proportion to the Santa Barbara County allocated Table A percentage.
- (6) South Coast Fixed Retreatment Credits represents the fixed credits allocated to the South Coast agencies in proportion to the South Coast allocated Table A amounts.

Central Coast Water Authority
Regional Water Treatment Plant Allocation and Credit
FY 2024/25 Budget
Page 2

Project Participant	WTP Requested Water Deliveries			WTP Variable Operating Costs				South Coast Variable Retreatment Credits				TOTAL	
	Requested Deliveries	Exchange Deliveries	Net Deliveries	WTP Variable Costs	Variable Retreatment Adjustment	Retreatment Variable Allocation	Retreatment Variable Cost Per AF	South Coast Actual Deliveries	South Coast Delivery Percentage	South Coast Variable Credit	Credit/AF On Actual Deliveries	Fixed & Variable Retreatment	Fixed & Variable Credits
Guadalupe	117		117	\$ 10,776	\$ 11,949	\$ 1,173	\$ 10.03					\$ 19,959	
Santa Maria	4,997		4,997	460,234	510,338	50,104	10.03					603,439	
Golden State Water	264		264	24,315	26,962	2,647	10.03					19,725	
VSFB	2,186		2,186	201,325	223,243	21,918	10.03					209,778	
Buellton	139		139	12,802	14,196	1,394	10.03					21,136	
Santa Ynez (Solvang)	546		546	50,288	55,762	5,475	10.03					56,709	
Santa Ynez	-	2,425	2,425	223,348	247,663	24,315	10.03					124,223	
Goleta	1,274	(873)	401	36,933	40,954	4,021	10.03	401	30.75%	\$ (36,933)	\$ (92.10)	127,906	\$ (464,412)
Morehart	61	-	61	5,618	6,230	612	10.03	61	4.68%	(5,618)	(92.10)	7,443	(29,190)
La Cumbre	435	-	435	40,064	44,426	4,362	10.03	435	33.36%	(40,064)	(92.10)	38,518	(157,925)
Raytheon	7	-	7	645	715	70	10.03	7	0.54%	(645)	(92.10)	1,778	(6,538)
Santa Barbara	882	(582)	300	27,631	30,639	3,008	10.03	300	23.01%	(27,631)	(92.10)	85,598	(312,616)
Montecito	582	(582)	-	-	-	-	-	-	0.00%	-	-	82,590	(284,986)
Carpinteria	488	(388)	100	9,210	10,213	1,003	10.03	100	7.67%	(9,210)	(92.10)	56,063	(199,201)
SB County Subtotal:	11,978	-	11,978	1,103,188	1,223,289	120,101	10.03	1,304	100.00%	(120,101)		1,454,867	(1,454,867)
SLO County	4,360		4,360	401,565	-	-	-	-	0.00%	-	-	-	-
TOTAL:	16,338	-	16,338	\$ 1,504,753	\$ 1,223,289	\$ 120,101		1,304	100.00%	\$ (120,101)		\$ 1,454,867	\$ (1,454,867)

Variable Retreatment Allocation Factor

Total South Coast Deliveries	1,304
Total SB County Deliveries	11,978
Subtotal:	13,282

Central Coast Water Authority
Water Treatment Plant Department
Fiscal Year 2024/25 Budget

Santa Ynez Exchange Agreement

On January 1, 1995 the Authority purchased a five-mile long pipeline from Santa Ynez River Water Conservation District, Improvement District #1 (SYID#1) to convey State water into Lake Cachuma for delivery to certain Santa Barbara County South Coast project participants who are also Cachuma Project members.

SYID#1 has a contract with the U.S. Bureau of Reclamation for water from the Cachuma Project and, until January 1, 1995, owned the pipeline which extends from Lake Cachuma to the Santa Ynez area. This pipeline was used to deliver water from Lake Cachuma to SYID#1.

The Authority acquired the Cachuma pipeline from SYID#1 under the Santa Ynez River/State Water Project Exchange Agreement (the “Santa Ynez Exchange Agreement”). Also, water stored at Lake Cachuma which would normally be delivered to SYID#1 is exchanged for an equal amount of State water delivered to the Santa Ynez turnout. This State water originally ordered by the South Coast project participants is exchanged with SYID#1 Cachuma Lake water.

SYID#1 pays the variable and fixed costs to treat exchanged water as well as regional water treatment plant allocations (see “Regional Water Treatment Plant Allocation” narrative included in this section).

The benefits of exchange are:

- SYID#1 does not have to build a treatment plant to treat its Cachuma water because it will instead receive State water.
- The South Coast project participants obtain water at a reduced cost because they are purchasing less expensive Cachuma water from SYID#1. The South Coast project participants are also reimbursed for fixed capital and variable treatment costs for the State water that is delivered to and paid for by SYID#1. Additionally, the South Coast project participants do not pay for power and Warren Act charges for the exchanged State water that would otherwise be delivered to the lake.
- All the South Coast project participants’ Santa Ynez II reach capital costs are reduced because an existing pipeline was acquired to convey State water from the Santa Ynez area to the lake. Otherwise, the Authority would have had to construct an additional five miles of new pipeline at much greater expense.

Under the Santa Ynez Exchange Agreement, the South Coast project participants are required to take delivery of an amount of water that equals or exceeds SYID#1’s annual allocation of Cachuma water.

The following tables show the FY 2024/25 Santa Ynez Exchange Agreement modifications.

Central Coast Water Authority
Santa Ynez Exchange Agreement Modifications
FY 2024/25 Budget

Project Participant	Table A Amounts			WTP Fixed O&M Exchange Modifications			WTP Capital Exchange Modifications			Total Fixed Exchange Mods
	Table A Amount	Exchange Deliveries	Table A Percentage	WTP Fixed Operating Costs	WTP Fixed O&M Cost Per AF	WTP Fixed O&M Exchange Adjustments	Imputed WTP Debt Service Costs	Imputed WTP Debt Service Per AF	WTP Capital Exchange Adjustments	
Guadalupe	550		1.25%	\$ 64,823	\$ 117.86	\$ -	\$ -	\$ -	\$ -	\$ -
Santa Maria	16,200		36.90%	1,909,334	117.86	-	-	-	-	-
Golden State Water	500		1.14%	58,930	117.86	-	-	-	-	-
VSFB	5,500		12.53%	648,231	117.86	-	-	-	-	-
Buellton	578		1.32%	68,123	117.86	-	-	-	-	-
Santa Ynez (Solvang)	1,500		3.42%	176,790	117.86	-	-	-	-	-
Santa Ynez	500	2,425	1.14%	58,930	117.86	285,811	-	-	-	285,811
Goleta	4,500	(873)	10.25%	530,370	117.86	(102,892)	-	-	-	(102,892)
Morehart	200	-	0.46%	23,572	117.86	-	-	-	-	-
La Cumbre	1,000	-	2.28%	117,860	117.86	-	-	-	-	-
Raytheon	50	-	0.11%	5,893	117.86	-	-	-	-	-
Santa Barbara	3,000	(582)	6.83%	353,580	117.86	(68,595)	-	-	-	(68,595)
Montecito	3,000	(582)	6.83%	353,580	117.86	(68,595)	-	-	-	(68,595)
Carpinteria	2,000	(388)	4.55%	235,720	117.86	(45,730)	-	-	-	(45,730)
SB County Subtotal:	39,078	-	89.00%	4,605,737	-	-	-	-	-	-
SLO County	4,830	-	11.00%	569,264	-	-	-	-	-	-
TOTAL:	43,908	-	100.00%	\$ 5,175,001	\$ -	\$ -	\$ -	\$ -	\$ -	\$ -

Project Participant	WTP Requested Water Deliveries			WTP Variable Exchange Modifications			Total Exchange Modifications	
	Requested Deliveries	Exchange Deliveries	Net Deliveries	WTP Variable Costs	WTP Variable Costs Per Acre-Foot	Variable Exchange Modifications	TOTAL EXCHANGE MODIFICATIONS	Cost (Credit) Per Acre-Foot
Guadalupe	117		117	\$ 10,776	\$ 92.10	-	-	-
Santa Maria	4,997		4,997	460,234	92.10	-	-	-
Golden State Water	264		264	24,315	92.10	-	-	-
VSFB	2,186		2,186	201,325	92.10	-	-	-
Buellton	139		139	12,802	92.10	-	-	-
Santa Ynez (Solvang)	546		546	50,288	92.10	-	-	-
Santa Ynez	-	2,425	2,425	-	92.10	\$ 223,348	\$ 509,158	\$ 209.96
Goleta	1,274	(873)	401	117,338	92.10	(80,405)	(183,297)	(209.96)
Morehart	61	-	61	5,618	92.10	-	-	-
La Cumbre	435	-	435	40,064	92.10	-	-	-
Raytheon	7	-	7	645	92.10	-	-	-
Santa Barbara	882	(582)	300	81,234	92.10	(53,603)	(122,198)	(209.96)
Montecito	582	(582)	-	53,603	92.10	(53,603)	(122,198)	(209.96)
Carpinteria	488	(388)	100	44,946	92.10	(35,736)	(81,465)	(209.96)
SB County Subtotal:	11,978	-	11,978	1,103,188	-	-	-	-
SLO County	4,360	-	4,360	401,565	-	-	-	-
TOTAL:	16,338	-	16,338	\$ 1,504,753	\$ -	\$ -	\$ -	\$ -

Central Coast Water Authority
Personnel Services Summary
Water Treatment Plant Department
Fiscal Year 2024/25 Budget

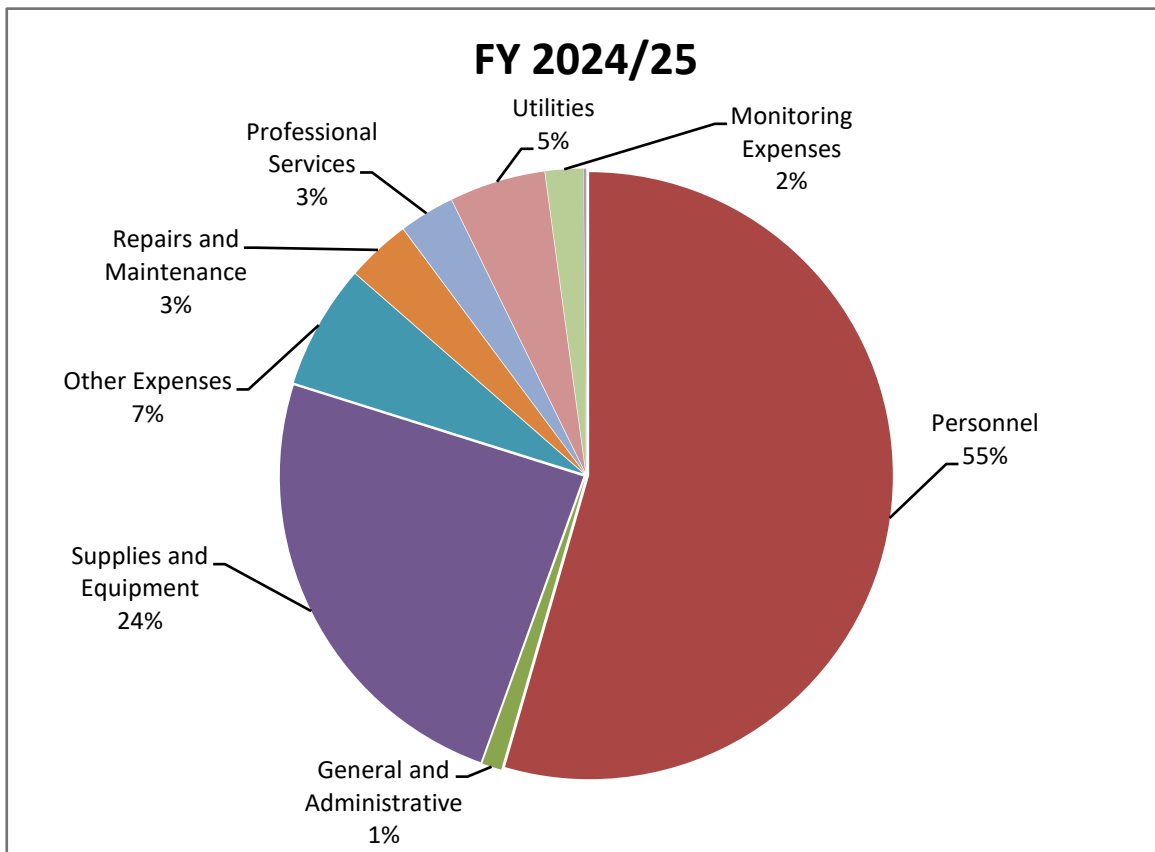
PERSONNEL COUNT SUMMARY					
Position Title	Number	Number	Number	Change	Change
	Auth. FY 2022/23	Auth. FY 2023/24	Requested FY 2024/25	Over FY 2022/23	Over FY 2023/24
Executive Director ⁽¹⁾	0.25	0.25	0.25	-	-
Deputy Director of Operations ⁽²⁾	0.35	0.35	0.35	-	-
Operations Manager ⁽³⁾	-	0.35	0.35	0.35	-
WTP Supervisor	1.00	1.00	1.00	-	-
Maintenance Superintendent ⁽⁴⁾	0.60	0.60	0.60	-	-
Maintenance Lead Technician	-	1.00	1.00	1.00	-
Safety & Specialist ⁽⁵⁾	0.25	0.25	0.25	-	-
Senior Chemist	1.00	1.00	1.00	-	-
Maintenance Technician	2.00	2.00	2.00	-	-
Maintenance, IC&R Techs ⁽⁶⁾	1.60	1.60	1.60	-	-
WTP Operators	5.00	5.00	5.00	-	-
WTP Operator Trainee	-	1.00	1.00	1.00	-
Laboratory Analyst	1.00	1.00	1.00	-	-
Administrative Assistant	0.75	0.75	0.75	-	-
TOTAL:	13.80	16.15	16.15	2.35	-

PERSONNEL WAGE SUMMARY						
Position Title	No. of Emp.	Position Classification	Minimum Monthly Salary	Maximum Monthly Salary	FY 2023/24 Total Annual Salary	Allocation to WTP Dept.
Executive Director ⁽¹⁾	1	N/A	N/A	N/A	\$ 321,583	\$ 80,396
Deputy Director of Operations ⁽²⁾	1	N/A	N/A	N/A	\$ 250,000	\$ 87,500
Operations Manager ⁽³⁾	1	46	\$ 12,817	\$ 15,637	\$ 170,000	\$ 59,500
WTP Supervisor	1	38	\$ 10,795	\$ 13,169	\$ 149,481	\$ 149,481
Maintenance Superintendent ⁽⁴⁾	1	38	\$ 10,795	\$ 13,169	\$ 142,527	\$ 85,516
Safety Officer ⁽⁵⁾	1	38	\$ 10,795	\$ 13,169	\$ 144,997	\$ 36,249
Senior Chemist	1	29	\$ 8,898	\$ 10,856	\$ 125,894	\$ 125,894
Maintenance Technician Lead	1	21	\$ 7,494	\$ 9,143	\$ 106,024	\$ 106,024
Maintenance Technicians	2	19	\$ 7,179	\$ 8,758	\$ 184,830	\$ 184,830
Maintenance, IC&R Technicians ⁽⁶⁾	2	26	\$ 8,343	\$ 10,178	\$ 213,279	\$ 170,623
WTP Operators	5	21	\$ 7,494	\$ 9,143	\$ 530,174	\$ 530,174
WTP Operator Trainee	1	20	\$ 7,335	\$ 8,948	\$ 85,063	\$ 85,063
Laboratory Analyst	1	19	\$ 7,179	\$ 8,758	\$ 86,172	\$ 86,172
Administrative Assistant	1	11	\$ 6,046	\$ 7,376	\$ 58,227	\$ 58,227
FY 2022/23 Salary Pool						\$ 73,826
TOTAL:						\$ 1,919,476

- (1) The Executive Director is allocated to Administration (50%), Water Treatment Plant (25%) and Distribution (25%).
- (2) The Deputy Director of Operations is allocated to Administration (25%), Water Treatment Plant (35%) and Distribution (40%).
- (3) The Operations Manager is allocated to Administration (25%), Water Treatment Plant (35%) and Distribution (40%).
- (4) The Maintenance Superintendent is allocated to Water Treatment Plant (60%) and Distribution (40%).
- (5) The Safety Officer (previous title Regulatory Spec.) is allocated to Water Treatment Plant (25%) and Distribution (75%).
- (6) The two Maintenance, IC&R Techs are allocated to Water Treatment Plant (80%) and Distribution (20%).

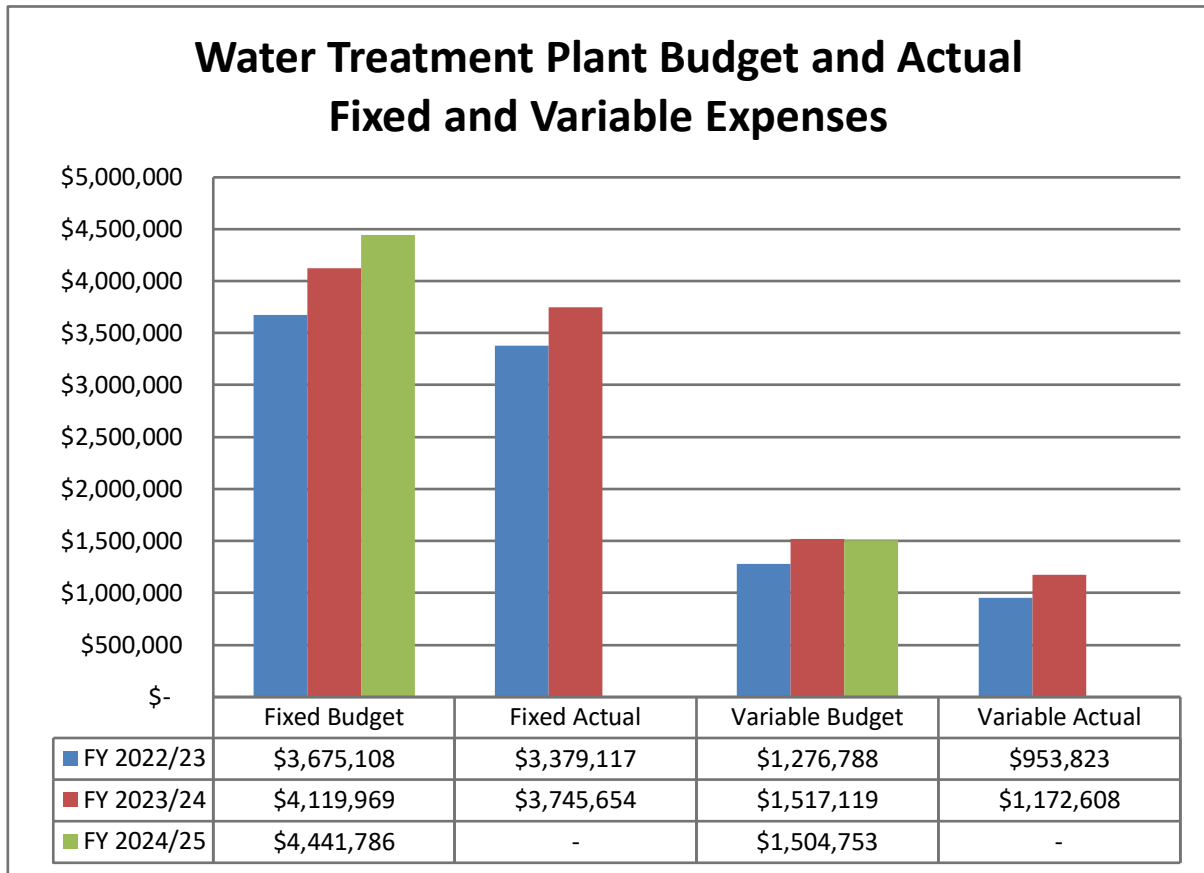
Central Coast Water Authority
Water Treatment Plant Department Operating Expenses
 Fiscal Year 2024/25 Budget

Item	FY 2024/25 Budget
Personnel	\$ 3,239,215
Office Expenses	7,500
Supplies and Equipment	1,448,040
Monitoring Expenses	120,497
Repairs and Maintenance	202,100
Professional Services	174,402
General and Administrative	60,990
Utilities	302,679
Other Expenses	391,117
TOTAL:	\$ 5,946,540



Central Coast Water Authority
Water Treatment Plant Department Operating Expenses
 Fiscal Year 2024/25 Budget

Item	FY 2022/23 Budget	FY 2022/23 Actual	FY 2023/24 Budget	FY 2023/24 Estimated Actual	FY 2024/25 Budget
Personnel	\$ 2,693,778	\$ 2,574,242	\$ 3,023,881	\$ 2,757,167	\$ 3,239,215
Office Expenses	6,500	6,567	6,500	6,500	7,500
Supplies and Equipment	1,285,929	936,674	1,474,633	1,147,290	1,448,040
Monitoring Expenses	121,234	100,565	130,332	117,508	120,497
Repairs and Maintenance	175,100	171,529	182,600	179,896	202,100
Professional Services	99,909	107,446	137,692	117,159	174,402
General and Administrative	54,850	24,492	61,490	37,725	60,990
Utilities	214,786	223,090	281,857	238,093	302,679
Other Expenses	299,810	188,335	338,103	316,924	391,117
Total:	\$ 4,951,896	\$ 4,332,940	\$ 5,637,088	\$ 4,918,262	\$ 5,946,540



Central Coast Water Authority
Water Treatment Plant Department Operating Expenses
 Fiscal Year 2024/25 Administration/O&M Budget

Account Number	Account Name	FY 2022/23 Budget	FY 2022/23 Actual	FY 2023/24 Budget	FY 2023/24 Estimated Actual	FY 2024/25 Budget	Change from FY 2023/24 Budget	Percent Change FY 2023/24 Budget
<u>PERSONNEL EXPENSES</u>								
5000.10	Full-Time Regular Wages	\$ 1,631,440	\$ 1,504,911	\$ 1,822,247	\$ 1,635,877	\$ 1,919,476	\$ 97,229	5.34%
1300.60	Capitalized Wages and Overtime	-	-	-	-	-	-	N/A
5000.20	Overtime	81,572	104,905	91,112	105,591	95,974	4,862	5.34%
5000.40	Standby Pay	37,129	39,649	39,049	39,789	40,611	1,562	4.00%
5000.50	Shift Differential Pay	21,279	19,682	22,328	19,815	23,222	894	4.00%
5100.10	PERS Retirement	467,638	438,766	459,129	417,368	494,405	35,276	7.68%
5100.15	Medicare Taxes	26,117	24,278	28,921	24,302	30,502	1,581	5.47%
5100.20	Health/Dental/Vision Plans	289,681	261,912	340,623	295,886	388,132	47,509	13.95%
5100.25	Workers' Compensation	52,750	37,160	45,481	38,296	45,109	(372)	-0.82%
5100.30	Vehicle Expenses	-	-	-	-	-	-	N/A
5100.35	Retiree Medical Future Liability Dep.	66,748	71,940	100,887	106,425	109,187	8,300	8.23%
5100.40	Cafeteria Plan Benefits	-	-	-	-	-	-	N/A
5100.45	Dental/Vision Plan	-	-	-	-	-	-	N/A
5100.50	Long-Term Disability	8,406	7,993	9,393	7,950	9,894	501	5.34%
5100.55	Life Insurance	6,678	11,438	10,575	11,465	11,136	561	5.30%
5100.60	Employee Physicals	660	345	1,910	920	1,615	(295)	-15.45%
5000.30	Temporary Services	-	-	-	-	-	-	N/A
5100.80	Employee Incentive Programs/457 Plan	2,680	50,613	51,226	53,351	68,954	17,728	34.61%
5100.65	Employee Education Reimbursement	1,000	-	1,000	-	1,000	-	0.00%
5100.86	Benefits-Non-Capitalized Projects	-	651	-	133	-	-	N/A
Total Personnel Expenses:		2,693,778	2,574,242	3,023,881	2,757,167	3,239,215	215,334	7.12%

Central Coast Water Authority
Water Treatment Plant Department Operating Expenses
 Fiscal Year 2024/25 Administration/O&M Budget

Account Number	Account Name	FY 2022/23 Budget	FY 2022/23 Actual	FY 2023/24 Budget	FY 2023/24 Estimated Actual	FY 2024/25 Budget	Change from FY 2023/24 Budget	Percent Change FY 2023/24 Budget
<u>OFFICE EXPENSES</u>								
5200.20	Office Supplies	3,000	3,238	3,000	3,000	3,000	-	0.00%
5200.30	Miscellaneous Office Expenses	3,500	3,329	3,500	3,500	4,500	1,000	28.57%
Total Office Expenses:		6,500	6,567	6,500	6,500	7,500	1,000	15.38%
<u>SUPPLIES AND EQUIPMENT</u>								
5500.10	Uniform Expenses	11,100	11,373	12,600	12,083	14,800	2,200	17.46%
5500.15	Minor Tools and Equipment	6,000	6,739	6,000	6,000	7,000	1,000	16.67%
5500.20	Spare Parts	-	-	-	-	-	-	N/A
5500.25	Landscape Equipment and Supplies	500	-	500	500	500	-	0.00%
5500.30	Chemicals-Fixed	-	-	-	-	-	-	N/A
5500.31	Chemicals-Variable	1,196,329	871,995	1,379,033	1,070,786	1,357,240	(21,793)	-1.58%
5500.35	Maintenance Supplies/Hardware	18,000	8,031	18,000	4,450	10,000	(8,000)	-44.44%
5500.40	Safety Supplies	7,000	8,988	11,500	10,443	11,500	-	0.00%
5500.45	Fuel and Lubricants	42,000	29,548	42,000	38,029	42,000	-	0.00%
5500.50	Seed/Erosion Control Supplies	5,000	-	5,000	5,000	5,000	-	0.00%
5500.55	Backflow Prevention Supplies	-	-	-	-	-	-	N/A
Total Supplies and Equipment:		1,285,929	936,674	1,474,633	1,147,290	1,448,040	(26,593)	-1.80%
<u>MONITORING EXPENSES</u>								
5600.10	Lab Supplies	82,731	81,232	87,679	103,036	101,834	14,155	16.14%
5600.20	Lab Tools and Equipment	10,080	1,536	14,230	2,500	2,600	(11,630)	-81.73%
5600.30	Lab Testing	28,423	17,798	28,423	11,972	16,063	(12,360)	-43.49%
Total Monitoring Expenses:		121,234	100,565	130,332	117,508	120,497	(9,835)	-7.55%

Central Coast Water Authority
Water Treatment Plant Department Operating Expenses
 Fiscal Year 2024/25 Administration/O&M Budget

Account Number	Account Name	FY 2022/23 Budget	FY 2022/23 Actual	FY 2023/24 Budget	FY 2023/24 Estimated Actual	FY 2024/25 Budget	Change from FY 2023/24 Budget	Percent Change FY 2023/24 Budget
<u>REPAIRS AND MAINTENANCE</u>								
5700.10	Equipment Repairs and Maintenance	135,000	135,990	135,000	146,112	148,500	13,500	10.00%
5700.20	Vehicle Repairs and Maintenance	8,000	6,383	8,000	4,585	6,000	(2,000)	-25.00%
5700.30	Building Maintenance	27,100	24,610	34,600	24,879	42,600	8,000	23.12%
5700.40	Landscape Maintenance	5,000	4,545	5,000	4,320	5,000	-	0.00%
Total Repairs and Maintenance:		175,100	171,529	182,600	179,896	202,100	19,500	10.68%
<u>PROFESSIONAL SERVICES</u>								
5400.10	Professional Services	29,479	46,428	38,312	42,357	89,152	50,840	132.70%
5400.20	Legal Services	-	-	-	-	-	-	N/A
5400.30	Engineering Services	15,000	15,487	42,500	42,500	30,000	(12,500)	-29.41%
5400.40	Permits	55,430	45,531	56,880	32,302	55,250	(1,630)	-2.87%
5400.50	Non-Contractual Services	-	-	-	-	-	-	N/A
5400.60	Accounting Services	-	-	-	-	-	-	N/A
Total Professional Services:		99,909	107,446	137,692	117,159	174,402	36,710	26.66%
<u>GENERAL AND ADMINISTRATIVE</u>								
5300.10	Meeting and Travel	18,500	6,781	18,000	10,000	18,000	-	0.00%
5300.20	Mileage Reimbursement	500	284	500	-	500	-	0.00%
5300.30	Dues and Memberships	10,100	1,575	10,240	10,100	10,740	500	4.88%
5300.40	Publications	1,000	706	1,000	1,225	1,500	500	50.00%
5300.50	Training	16,250	8,803	23,250	9,424	23,250	-	0.00%
5300.60	Advertising	1,500	270	1,500	1,500	2,000	500	33.33%
5300.70	Printing and Binding	-	-	-	-	-	-	N/A
5300.80	Postage	7,000	6,072	7,000	5,475	5,000	(2,000)	-28.57%
Total General and Administrative:		54,850	24,492	61,490	37,725	60,990	(500)	-0.81%

Central Coast Water Authority
Water Treatment Plant Department Operating Expenses
 Fiscal Year 2024/25 Administration/O&M Budget

Account Number	Account Name	FY 2022/23 Budget	FY 2022/23 Actual	FY 2023/24 Budget	FY 2023/24 Estimated Actual	FY 2024/25 Budget	Change from FY 2023/24 Budget	Percent Change FY 2023/24 Budget
<u>UTILITIES</u>								
5800.20	Natural Gas	9,000	19,440	9,000	8,278	9,000	-	0.00%
5800.30	Electric-Fixed	114,912	114,912	121,116	121,116	136,256	15,140	12.50%
5800.31	Electric-Variable	80,459	81,828	138,086	101,822	147,514	9,428	6.83%
5800.40	Water	-	-	-	-	-	-	N/A
5800.50	Telephone	4,285	3,467	7,525	3,637	3,240	(4,285)	-56.94%
5800.60	Waste Disposal	6,130	3,443	6,130	3,240	6,670	540	8.81%
Total Utilities:		214,786	223,090	281,857	238,093	302,679	20,822	7.39%
<u>OTHER EXPENSES</u>								
5900.10	Insurance	102,170	107,705	131,339	131,583	161,518	30,179	22.98%
5900.30	Non-Capitalized Projects ⁽¹⁾	-	-	-	-	-	-	N/A
5900.40	Equipment Rental	22,800	2,342	22,800	3,192	23,100	300	1.32%
5900.50	Non-Capitalized Equipment	10,000	-	10,000	-	10,000	-	0.00%
5900.60	Computer Expenses	92,779	78,289	93,180	101,365	109,405	16,225	17.41%
5900.70	Appropriated Contingency	72,061	-	80,784	80,784	87,094	6,310	7.81%
Total Other Expenses:		299,810	188,335	338,103	316,924	391,117	53,014	15.68%
TOTAL OPERATING EXPENSES		\$ 4,951,896	\$ 4,332,940	\$ 5,637,088	\$ 4,918,262	\$ 5,946,540	\$ 309,452	5.49%

(1) Effective July 1, 2018 Non-Capitalized Projects will be found in the Capital Improvement and Non-Capital Projects section of the budget.

#REF!
#REF!

**CENTRAL COAST WATER AUTHORITY
WATER TREATMENT PLANT FY 2024/25 BUDGET**

ACCOUNT NUMBER: 5000.10

ACCOUNT TITLE: Full-Time Regular Salaries

Description: Funds for the WTP staff salaries.
Includes \$73,826 for the FY 2024/25 salary pool.

FY 24/25 Requested Budget	1,919,476
FY 23/24 Estimated Actual	1,635,877
Increase (Decrease)	283,598

ACCOUNT NUMBER: 5000.20

ACCOUNT TITLE: Overtime

Description: Funds for overtime expenses for
non-exempt WTP employees. Overtime is set at 5% of salaries.

FY 24/25 Requested Budget	95,974
FY 23/24 Estimated Actual	81,794
Increase (Decrease)	14,180

ACCOUNT NUMBER: 5000.40

ACCOUNT TITLE: Stand-by Pay

Description: Funds for stand-by pay for one Distribution
employee assigned to stand-by duty on a 24-hour basis.
Based on \$2.55 per hour (5% of average hourly rate) for 8,760 hours
for WTP operators, and 8,760 hours at \$2.86 per hour for
Instrumentation and Control employee stand-by pay (2/3 to WTP
and 1/3 to Distribution).

FY 24/25 Requested Budget	40,611
FY 23/24 Estimated Actual	39,789
Increase (Decrease)	822

ACCOUNT NUMBER: 5000.50

ACCOUNT TITLE: Shift Differential Pay

Description: Funds for shift employee pay for WTP
operators is based on \$2.65 per hour (5% of average hourly rate)
for 8,760 hours of shift pay.

FY 24/25 Requested Budget	23,222
FY 23/24 Estimated Actual	19,815
Increase (Decrease)	3,407

**CENTRAL COAST WATER AUTHORITY
WATER TREATMENT PLANT FY 2024/25 BUDGET**

ACCOUNT NUMBER: 5100.10

ACCOUNT TITLE: PERS Retirement

Description: Funds for both employer and employee contributions into PERS retirement system. Based on a 35.04% contribution rate for FY 2024/25 which includes the required Unfunded Accrued Liability (UAL) payment.

FY 24/25 Requested Budget	494,405
FY 23/24 Estimated Actual	417,368
Increase (Decrease)	77,037

Required Contributions	\$ 262,045	18.361%
UAL current fiscal year	173,551	16.686%
UAL additional payment	58,809	fixed
TOTAL \$	494,405	

ACCOUNT NUMBER: 5100.15

ACCOUNT TITLE: Medicare

Description: Funds for the employer portion of Medicare taxes for the WTP department. Amount is equal to 1.45% of all wages and salaries.

FY 24/25 Requested Budget	30,502
FY 23/24 Estimated Actual	24,302
Increase (Decrease)	6,200

ACCOUNT NUMBER: 5100.20

ACCOUNT TITLE: Health Insurance

Description: Funds for employer paid portion of health insurance for WTP employees. Based on employee 2024 Café Plan elections. Includes an estimated 5% premium increase in 2025 plan rates.

FY 24/25 Requested Budget	310,664
FY 23/24 Estimated Actual	244,543
Increase (Decrease)	66,121

	2024 Allowance		2025 Allowance Est
Family	\$ 24,942	\$	27,437
Emp + 1	19,187		21,105
Employee only	9,593		10,553

ACCOUNT NUMBER: 5100.25

ACCOUNT TITLE: Workers' Compensation Insurance

Description: Funds for Workers' Compensation insurance for the WTP Department. Based on an X-Mod rate of 76% and economy of size rate of 90%.

FY 24/25 Requested Budget	45,109
FY 23/24 Estimated Actual	38,296
Increase (Decrease)	6,813

**CENTRAL COAST WATER AUTHORITY
WATER TREATMENT PLANT FY 2024/25 BUDGET**

ACCOUNT NUMBER: 5100.35

ACCOUNT TITLE: Retiree Medical Future Liability Deposit

FY 24/25 Requested Budget	109,187
FY 23/24 Estimated Actual	106,425
Increase (Decrease)	2,762

Description: Actuarially determined contributions to fund the estimated future liability for the required minimum contribution component (PEMHCA) of the CalPERS health plan and the retiree health costs for vested employees age 62 and over retiring from CCWA with at least 10 years of CCWA service. Costs are based on the number of active and covered employees and retirees.

ACCOUNT NUMBER: 5100.40

ACCOUNT TITLE: Cafeteria Plan Benefits

FY 24/25 Requested Budget	24,281
FY 23/24 Estimated Actual	18,000
Increase (Decrease)	6,281

Description: Funds for the portion of the cafeteria plan benefits which exceed the premium costs for the employees based on each employee's benefit election.

ACCOUNT NUMBER: 5100.45

ACCOUNT TITLE: Dental/Vision Plan

FY 24/25 Requested Budget	53,187
FY 23/24 Estimated Actual	33,343
Increase (Decrease)	19,844

Description: Funds for the self-funded dental/vision plan. The plan provides \$4,324 per year per family for dental and vision expenses. Budgeted amount is \$3,243 per year per employee. Annual limit is based on an increase over the prior year amount for the percentage change in the CPI.

ACCOUNT NUMBER: 5100.50

ACCOUNT TITLE: Long-Term Disability

FY 24/25 Requested Budget	9,894
FY 23/24 Estimated Actual	7,950
Increase (Decrease)	1,945

Description: Funds for premiums paid for long-term disability insurance. Based on a rate of \$0.52 per \$100 of salary.

**CENTRAL COAST WATER AUTHORITY
WATER TREATMENT PLANT FY 2024/25 BUDGET**

ACCOUNT NUMBER: 5100.55

ACCOUNT TITLE: Life Insurance

Description: Funds for the employer paid life insurance premiums for each employee. CCWA policy provides life insurance equal to 150% of an employee's annual salary to a maximum of \$250,000.

FY 24/25 Requested Budget	11,136
FY 23/24 Estimated Actual	11,465
Increase (Decrease)	(329)

ACCOUNT NUMBER: 5100.60

ACCOUNT TITLE: Employee Physicals

Description: Funds for employee physicals paid by CCWA, including DOT, pre-employment, and respiratory evaluation.

FY 24/25 Requested Budget	1,615
FY 23/24 Estimated Actual	-
Increase (Decrease)	1,615

\$	990	6 physicals @ \$165 each
\$	625	5 Respiratory and Audio Exam @ \$125 each
\$	1,615	Total

ACCOUNT NUMBER: 5100.65

ACCOUNT TITLE: Employee Education Reimbursement

Description: Funds for reimbursement of employee education expenses under the policy established by CCWA. Employees will be taking welding, electrical/electronics, and laboratory classes.

FY 24/25 Requested Budget	1,000
FY 23/24 Estimated Actual	-
Increase (Decrease)	1,000

ACCOUNT NUMBER: 5100.80

ACCOUNT TITLE: Employee Incentives and 457 K. Plan

Description: Funds to encourage employee safety, efficiency and innovation through the Employee Achievement Awards Program (EAAP).

FY 24/25 Requested Budget	68,954
FY 23/24 Estimated Actual	53,351
Increase (Decrease)	15,603

EAAP	\$	2,680
457 K Plan		66,274
TOTAL:	\$	68,954

**CENTRAL COAST WATER AUTHORITY
WATER TREATMENT PLANT FY 2024/25 BUDGET**

ACCOUNT NUMBER: 5200.20

ACCOUNT TITLE: Office Supplies

Description: Funds for office supplies for the WTP.
Based on \$250 per month in office supply expenses.

FY 24/25 Requested Budget	3,000
FY 23/24 Estimated Actual	3,000
Increase (Decrease)	-

ACCOUNT NUMBER: 5200.30

ACCOUNT TITLE: Miscellaneous Office Expenses

Description: Funds for miscellaneous expenses
associated with CCWA. This includes awards, business cards,
coffee, kitchen supplies, etc.

FY 24/25 Requested Budget	4,500
FY 23/24 Estimated Actual	3,500
Increase (Decrease)	1,000

ACCOUNT NUMBER: 5300.10

ACCOUNT TITLE: Meetings and Travel

Description: Funds for WTP employee meetings
and travel expenses. Includes State Water Contractor travel
for Executive Director, Deputy Director, and Safety/Environmental
Specialist.

FY 24/25 Requested Budget	18,000
FY 23/24 Estimated Actual	10,000
Increase (Decrease)	8,000

ACCOUNT NUMBER: 5300.20

ACCOUNT TITLE: Mileage Reimbursement

Description: Funds for reimbursement to employees
for mileage expenses.

FY 24/25 Requested Budget	500
FY 23/24 Estimated Actual	-
Increase (Decrease)	500

**CENTRAL COAST WATER AUTHORITY
WATER TREATMENT PLANT FY 2024/25 BUDGET**

ACCOUNT NUMBER: 5300.30

ACCOUNT TITLE: Dues and Memberships

Description: Funds for professional dues.

FY 24/25 Requested Budget	10,740
FY 23/24 Estimated Actual	10,100
Increase (Decrease)	640

\$	540	AWWA dues
	7,500	Water Research Foundation dues
	1,200	Certification
	1,500	CWEA and ISA
\$	10,740	TOTAL

ACCOUNT NUMBER: 5300.40

ACCOUNT TITLE: Publications

Description: Funds for publications received by the WTP.

FY 24/25 Requested Budget	1,500
FY 23/24 Estimated Actual	1,225
Increase (Decrease)	275

ACCOUNT NUMBER: 5300.50

ACCOUNT TITLE: Training

Description: Funds for training of WTP personnel. Does not include educational reimbursement.

FY 24/25 Requested Budget	23,250
FY 23/24 Estimated Actual	9,424
Increase (Decrease)	13,826

\$	16,250	Employee training, including safety
\$	7,000	Safety Training
\$	23,250	Total

ACCOUNT NUMBER: 5300.60

ACCOUNT TITLE: Advertising

Description: Funds for advertising expenses for the WTP including open job position advertising.

FY 24/25 Requested Budget	2,000
FY 23/24 Estimated Actual	1,500
Increase (Decrease)	500

**CENTRAL COAST WATER AUTHORITY
WATER TREATMENT PLANT FY 2024/25 BUDGET**

ACCOUNT NUMBER: 5300.80

ACCOUNT TITLE: Postage

Description: Funds for all postal and mail expenses for the WTP, including 16 weekly taste and odor samplings.

FY 24/25 Requested Budget	5,000
FY 23/24 Estimated Actual	5,475
Increase (Decrease)	(475)

ACCOUNT NUMBER: 5400.10

ACCOUNT TITLE: Professional Services

Description: Outside professional services including:

FY 24/25 Requested Budget	89,152
FY 23/24 Estimated Actual	42,357
Increase (Decrease)	46,795

\$	6,000	Fire system/extinguisher inspection
	2,700	Security
	4,800	Crane inspection
	1,540	Oil, coolant and diesel analysis
	4,000	Emergency generator/forklift service
	7,000	Equipment Calibration
	1,100	Fit testing equipment certification/service
	20,000	Third Party Confined Space Rescue
	12,500	Safety Consultant
	4,500	Safety Equipment (fall hoist, ect)
	17,500	Man Down Monitoring Fee
	7,512	Personnel Team Building
\$	89,152	TOTAL

ACCOUNT NUMBER: 5400.30

ACCOUNT TITLE: Engineering Services

Description: Funds for all non-capitalized engineering services and small projects.

FY 24/25 Requested Budget	30,000
FY 23/24 Estimated Actual	30,000
Increase (Decrease)	-

\$	10,000	General Engineering
	5,000	Cathodic Protection
	15,000	PLC Support
\$	30,000	TOTAL

**CENTRAL COAST WATER AUTHORITY
WATER TREATMENT PLANT FY 2024/25 BUDGET**

ACCOUNT NUMBER: 5400.40

ACCOUNT TITLE: Permits

Description: Funds for all required WTP permits.

FY 24/25 Requested Budget	55,250
FY 23/24 Estimated Actual	32,302
Increase (Decrease)	22,948

\$	2,500	RWQCB NPDES
	33,000	Drinking Water Program
	10,750	ELAP Lab Accreditation
	2,500	Emergency Generator Permit
	6,500	Hazardous Materials Fees
\$	55,250	TOTAL

ACCOUNT NUMBER: 5500.10

ACCOUNT TITLE: Uniform Expenses

Description: Funds for employer provided uniforms and uniform expense employee reimbursements.

FY 24/25 Requested Budget	14,800
FY 23/24 Estimated Actual	12,083
Increase (Decrease)	2,717

\$	7,800	Uniform Service (\$650 per month)
	3,000	Blue jean pants (\$300/yr emp allowance)
	3,500	Boots (\$350/yr employee allowance)
	500	Misc. uniform requirements (jackets, etc.)
	14,800	TOTAL

ACCOUNT NUMBER: 5500.15

ACCOUNT TITLE: Minor Tools and Equipment

Description: Funds for the purchase of minor tools and equipment.

FY 24/25 Requested Budget	7,000
FY 23/24 Estimated Actual	6,000
Increase (Decrease)	1,000

ACCOUNT NUMBER: 5500.25

ACCOUNT TITLE: Landscape Supplies

Description: Funds for the purchase of supplies for landscape maintenance at the WTP.

FY 24/25 Requested Budget	500
FY 23/24 Estimated Actual	500
Increase (Decrease)	-

\$	500	Herbicide

**CENTRAL COAST WATER AUTHORITY
WATER TREATMENT PLANT FY 2024/25 BUDGET**

ACCOUNT NUMBER: 5500.31

ACCOUNT TITLE: Chemicals-Variable

Description: Funds for the purchase of chemicals to operate the plant including chlorine, polymers, etc.

FY 24/25 Requested Budget	1,357,240
FY 23/24 Estimated Actual	1,070,786
Increase (Decrease)	286,454

- (1) WTP Plant: \$72.42 per acre foot and 16,338 acre feet of requests
- (2) Santa Ynez Pumping Station: \$7.60/AF for 1,304 AF pumped water
- (3) Tank 5 and 7 Chlorination at \$24.87/AF for 6,600 AF

ACCOUNT NUMBER: 5500.35

ACCOUNT TITLE: Maintenance Supplies/Hardware

Description: Funds for the purchase of disposable tools, pipe and pipefittings, wood, steel and other metals, hardware, nuts and bolts, and other hardware materials.

FY 24/25 Requested Budget	10,000
FY 23/24 Estimated Actual	4,450
Increase (Decrease)	5,550

\$ 18,000 Maintenance Supplies/Hardware

ACCOUNT NUMBER: 5500.40

ACCOUNT TITLE: Safety Supplies

Description: Purchases of minor safety supplies including first aid kit purchases and non-capitalized safety equipment purchases.

FY 24/25 Requested Budget	11,500
FY 23/24 Estimated Actual	10,443
Increase (Decrease)	1,057

ACCOUNT NUMBER: 5500.50

ACCOUNT TITLE: Seed/Plants/Erosion Control Supplies

Description: Funds for reseeding, replanting and erosion control supplies.

FY 24/25 Requested Budget	5,000
FY 23/24 Estimated Actual	5,000
Increase (Decrease)	-

\$ 5,000 Erosion maintenance

**CENTRAL COAST WATER AUTHORITY
WATER TREATMENT PLANT FY 2024/25 BUDGET**

ACCOUNT NUMBER: 5500.45

ACCOUNT TITLE: Fuel and Lubricants

Description: Funds for the purchase of fuel and lubricants for WTP vehicles, equipment and emergency generator.
Does not include mileage reimbursement expenses.

FY 24/25 Requested Budget	42,000
FY 23/24 Estimated Actual	38,029
Increase (Decrease)	3,971

ACCOUNT NUMBER: 5600.10

ACCOUNT TITLE: Laboratory Supplies

Description: Funds for the purchase of laboratory supplies including chemicals.

FY 24/25 Requested Budget	101,834
FY 23/24 Estimated Actual	103,036
Increase (Decrease)	(1,202)

ACCOUNT NUMBER: 5600.20

ACCOUNT TITLE: Laboratory Tools and Equipment

Description: Funds for the purchase of non-capitalized tools and equipment for the laboratory.

FY 24/25 Requested Budget	2,600
FY 23/24 Estimated Actual	2,500
Increase (Decrease)	100

\$ 1,000 Star A211 pH meter
\$ 1,600 Orion 8102BNUWP pH probe

\$ 2,600 TOTAL

ACCOUNT NUMBER: 5600.30

ACCOUNT TITLE: Lab Testing

Description: Funds for outside lab services.

FY 24/25 Requested Budget	16,063
FY 23/24 Estimated Actual	11,972
Increase (Decrease)	4,091

\$ 3,520 Quarterly Monitoring (DBP)
528 Monthly Monitoring (Aluminium)
7,340 Annual Monitoring
1,000 MIB Study (MIB)
475 Lab DI Water Testing (Annual)
3,200 Microcystin-LR
\$ 16,063 TOTAL

**CENTRAL COAST WATER AUTHORITY
WATER TREATMENT PLANT FY 2024/25 BUDGET**

ACCOUNT NUMBER: 5700.10

ACCOUNT TITLE: Equipment Repairs and Maintenance

Description: Funds for repairs and maintenance of WTP equipment including pumps, motors, valves, instrumentation, equipment, etc.

FY 24/25 Requested Budget	148,500
FY 23/24 Estimated Actual	146,112
Increase (Decrease)	2,388

ACCOUNT NUMBER: 5700.20

ACCOUNT TITLE: Vehicle Repairs and Maintenance

Description: Funds for the repair and maintenance of WTP vehicles.

FY 24/25 Requested Budget	6,000
FY 23/24 Estimated Actual	4,585
Increase (Decrease)	1,415

ACCOUNT NUMBER: 5700.30

ACCOUNT TITLE: Building Maintenance

Description: Funds for the repair and maintenance of the WTP buildings.

FY 24/25 Requested Budget	42,600
FY 23/24 Estimated Actual	24,879
Increase (Decrease)	17,721

\$ 1,000	Miscellaneous repairs
3,200	Site improvements (includes painting)
21,000	Janitorial service
10,000	HVAC
7,400	Janitorial Supplies
\$ 42,600	TOTAL

ACCOUNT NUMBER: 5700.40

ACCOUNT TITLE: Landscape Maintenance

Description: Funds for the maintenance of the WTP facility landscape. Includes weed abatement for sludge lagoons and leachfield.

FY 24/25 Requested Budget	5,000
FY 23/24 Estimated Actual	4,320
Increase (Decrease)	680

**CENTRAL COAST WATER AUTHORITY
WATER TREATMENT PLANT FY 2024/25 BUDGET**

ACCOUNT NUMBER: 5800.20

ACCOUNT TITLE: Natural Gas Service

Description: Funds for propane gas service to the WTP.

FY 24/25 Requested Budget	9,000
FY 23/24 Estimated Actual	8,278
Increase (Decrease)	722

ACCOUNT NUMBER: 5800.30

ACCOUNT TITLE: Electric Service-Fixed

Description: Funds for electrical service to the WTP.

FY 24/25 Requested Budget	136,256
FY 23/24 Estimated Actual	121,116
Increase (Decrease)	15,140

ACCOUNT NUMBER: 5800.31

ACCOUNT TITLE: Electric Service-Variable

Description: Funds for electrical service to the WTP.
Variable electrical costs.

FY 24/25 Requested Budget	147,514
FY 23/24 Estimated Actual	101,822
Increase (Decrease)	45,691

\$	9.03	\$/AF
\$	16,338	AF
\$	147,514	TOTAL

ACCOUNT NUMBER: 5800.40

ACCOUNT TITLE: Water/Sewer

Description: Funds for water and sewer service to
the WTP.

FY 24/25 Requested Budget	-
FY 23/24 Estimated Actual	-
Increase (Decrease)	-

**CENTRAL COAST WATER AUTHORITY
WATER TREATMENT PLANT FY 2024/25 BUDGET**

ACCOUNT NUMBER: 5800.50

ACCOUNT TITLE: Telephone

Description: Funds for WTP phones including long distance and cellular phone bills.

FY 24/25 Requested Budget	3,240
FY 23/24 Estimated Actual	3,637
Increase (Decrease)	(397)

ACCOUNT NUMBER: 5800.60

ACCOUNT TITLE: Waste Disposal

Description: Funds for trash service and removal of hazardous waste for the WTP.

FY 24/25 Requested Budget	6,670
FY 23/24 Estimated Actual	3,240
Increase (Decrease)	3,430

\$	3,240	Garbage (\$270 per month)
	630	Bulk Dumpster
	2,200	Waste Oil/Solvent
	600	Light Bulbs
\$	6,670	TOTAL

ACCOUNT NUMBER: 5900.10

ACCOUNT TITLE: Insurance

Description: Funds for insurance coverage.

FY 24/25 Requested Budget	161,518
FY 23/24 Estimated Actual	131,583
Increase (Decrease)	29,935

\$	102,509	Property and auto coverage based on the apportionment provided by JPIA.
\$	59,009	General liability and E&O based on salary proportions.
\$	161,518	TOTAL

ACCOUNT NUMBER: 5900.40

ACCOUNT TITLE: Equipment Rental

Description: Funds for rental of equipment for the WTP.

FY 24/25 Requested Budget	23,100
FY 23/24 Estimated Actual	3,192
Increase (Decrease)	19,908

\$	3,000	Copier lease (\$250 per month)
	10,100	Motorized equipment
	10,000	Lagoon cleaning
\$	23,100	TOTAL

**CENTRAL COAST WATER AUTHORITY
WATER TREATMENT PLANT FY 2024/25 BUDGET**

ACCOUNT NUMBER: 5900.50

ACCOUNT TITLE: Non-Capitalized Fixed Assets

Description: Funds for the purchase of non-capitalized equipment. These equipment purchases are generally under \$10,000 in cost with an estimated useful life under 5 years.

FY 24/25 Requested Budget	10,000
FY 23/24 Estimated Actual	
Increase (Decrease)	10,000

ACCOUNT NUMBER: 5900.60

ACCOUNT TITLE: Computer Expenses

Description: Funds for computer expenses including minor software purchases, minor equipment purchases and service contracts.

FY 24/25 Requested Budget	109,405
FY 23/24 Estimated Actual	101,365
Increase (Decrease)	8,040

\$	102,055	CompuVision, Annual Service Agreements and Software Subscriptions
\$	7,350	Software, New Computers and other computer services.
\$	109,405	TOTAL

ACCOUNT NUMBER: 5900.70

ACCOUNT TITLE: Appropriated Contingency

Description: 2.0% of requested budget excluding chemical and variable electric costs.

FY 24/25 Requested Budget	87,094
FY 23/24 Estimated Actual	80,784
Increase (Decrease)	6,310



Cachuma Lake Pipe Extension Project 2023

Distribution Department

The Distribution Department is responsible for the daily operations and maintenance of the 130 miles of pipeline, seven storage tanks, ten turnouts, four isolation vaults, an energy dissipation vault, the Santa Ynez Pumping Facility and hundreds of valve, access and cathodic protection structures.

Highlights

Department Information

- Number of employees 10.60
- Authority pipeline (in miles) 42
- Coastal Branch Phase II pipeline (in miles) 101
- Number of water storage tanks 7
- Number of turnouts 10

Budget Information

- Total FY 2024/25 O&M Budget \$ 3,904,553
- O&M Budget increase over FY 2023/24 \$ 596,132
 - Fixed cost increase over FY 2023/24 \$ 45,364
 - Variable cost increase over FY 2023/24 \$ 250,768
- Percentage increase 18.02%
- Fixed O&M expenses \$ 3,382,953
- Variable O&M expenses \$ 521,600
- FY 2024/25 budgeted electrical cost \$ 400 per acre-foot

Significant Accomplishments during FY 2023/24

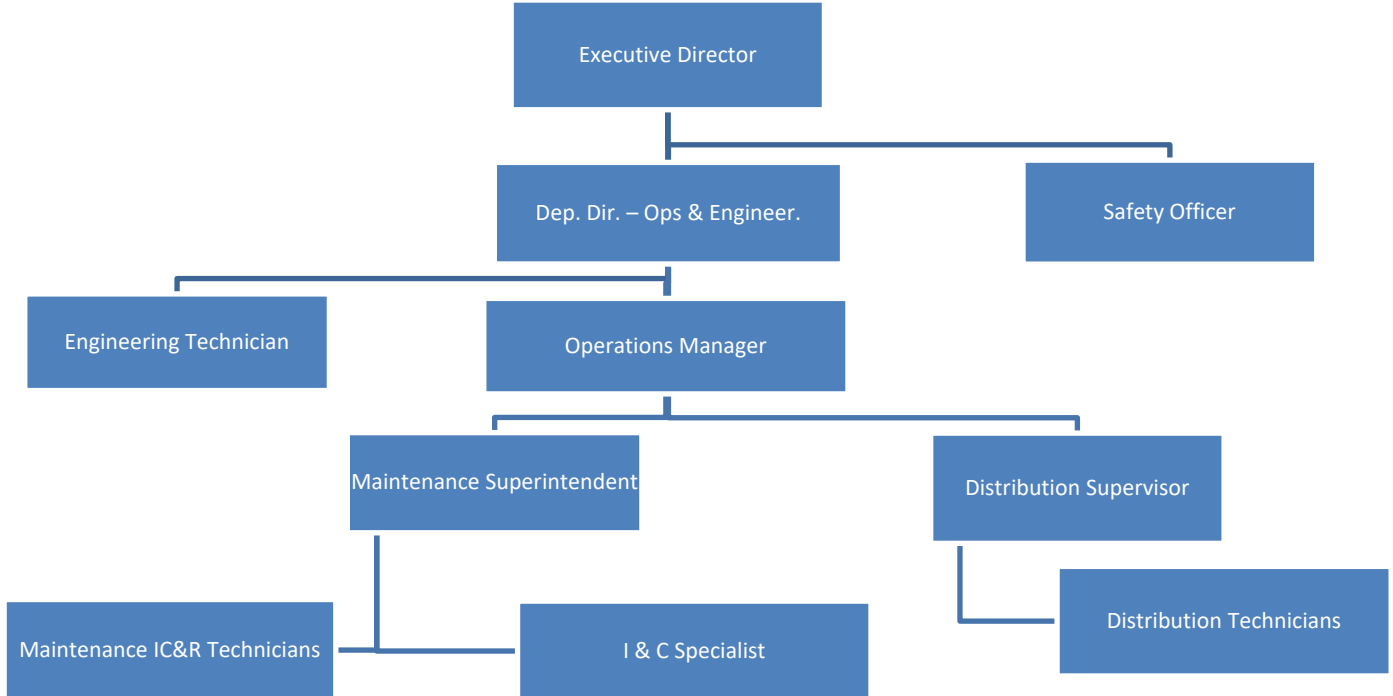
- Continued effort to improve nitrification control measures. These measures included completing the design and initiating construction for the Tank 5 Inlet Chloramination Station and the Nipomo Chloramination Station and upgrading equipment and treatment processes at the Tank 7 Inlet Chlorination System to provide the ability to oxidize nitrite and boost chloramine residual.
- Improved pipeline monitoring capacity through re-routing sample taps to be above ground and thus eliminating/minimizing confined space entry at sample locations, training and deployment of additional staff to reduce time between sample collection and analysis, improving sample storage while in transit and improving field analysis procedures.
- Initiated work on long-term planning for addressing the aging Santa Ynez Pipeline, which was estimated to be at end of service life by 2024. This work included presentations to the CCWA Operating Committee and the Board of Directors to confirm that work should proceed. A series of workshops were conducted with the South Coast Participant's and the Santa Ynez Water Conservation District Improvement District #1.

Significant Goals for FY 2024/25

- Complete construction of the Tank 5 Inlet Chloramination Station, Nipomo Chloramination Station and permanent upgrades to the Tank 7 Inlet Chloramination Station. Also, begin work on the long-term plan to design and construction pipeline pigging facilities within sections of the pipeline known for nitrification production.
- Complete required environmental review work and repair erosional damage along the pipeline right-of-way. This work will comply with requirements of the approved Habitat Conservation Plan and California Environmental Quality Act requirements and will include measures to prevent erosional from re-occurring.
- Complete important repairs or improvements on pipeline equipment that includes replacement of the pipeline's ultrasonic flow meters, replacing steel hydraulic lines with stainless steel lines at the critical Energy Dissipation Valve (EDV) Facility, completing the potable water reservoir dive inspection for Tank 5 and 7, and the design for charging stations in preparation of the eventual electrification of CCWA's fleet of vehicles.

Central Coast Water Authority
Distribution Department
Fiscal Year 2024/25 Budget

The Distribution Department is responsible for maintaining the distribution system (i.e., pipeline and ancillary facilities).



The Distribution Department is comprised of the field Distribution Technicians, IT/Instrumentation and Control Specialist and Maintenance IC&R Technicians.

The field Distribution Technicians and Distribution Supervisor are responsible for the day-to-day water distribution system operations and maintenance including system operation, facility maintenance, rechloraminating and dechloraminating, erosion control, right-of-way issues, revegetation, environmental compliance, and fiber optic communications. They patrol over 130 miles of pipeline and operate and maintain seven storage tanks, ten turnouts, four isolation vaults, an energy dissipation vault, the Santa Ynez Pumping Facility and hundreds of valve, access, and cathodic protection structures. Additionally, they collect weekly water quality samples from each turnout and tank for the treatment plant laboratory.

IT/Instrumentation and Control Specialist and Maintenance/Instrumentation and Control Technicians report to the Maintenance Superintendent and maintain all distribution electrical, electronic, fiber optic and instrumentation systems. They also assist the Maintenance Superintendent in maintaining plant electrical, electronic and fiber optic systems.

The Distribution Maintenance and Instrumentation and Control staff are supported by the Maintenance Superintendent and Deputy Director of Operations,

Central Coast Water Authority
Distribution Department
Fiscal Year 2024/25 Budget

who provide long term planning and establish priorities. The Operations Manager will oversee CCWA's capital improvement projects and planning of construction and oversight of construction.

The Operations Manager is responsible for capital improvement projects, planning and oversight of construction activities and supervision of staff, policy, and internal relationships.

The Safety Officer reports to the Executive Director and divides time between Distribution and Water Treatment Plant Departments. The Safety Officer is responsible for safety, environmental monitoring, and regulatory compliance.

The accomplishments, performance indicators ("Service Efforts and Accomplishments") and goals for the Distribution Department will be presented at a future meeting of the CCWA Board of Directors.

DISTRIBUTION DEPARTMENT OPERATING EXPENSE OVERVIEW

The distribution system for the State water facilities is divided into segments called "Financial Reaches." These financial reaches are the portions of the pipeline through which the project participants receive and pay for water in accordance with their Water Supply Agreements.

Participation in each financial reach is based on the location of a particular project participant's turnout. Each participant pays for its share of the Coastal Branch and Authority financial reaches down to the financial reach from which that participant takes delivery of water. For example, South Coast project participants pay for their share of all financial reaches since they take delivery from the terminus of the Authority pipeline.

The financial reaches for the distribution system include Authority reaches and DWR reaches. The facilities owned by the Authority are considered Authority reaches and those owned by DWR are considered DWR reaches.

The Distribution Department is responsible for maintaining both the Authority and the DWR reaches downstream of the Polonio Pass Water Treatment Plant.

Central Coast Water Authority
Distribution Department
Fiscal Year 2024/25 Budget

The following is a list of the various financial reaches including the facilities and/or landmarks located in each reach.

DWR REACHES

- Reach 33B Tank 1 through the Chorro Valley turnout
- Reach 34 Chorro Valley turnout through the Lopez turnout
- Reach 35 Lopez turnout through the Guadalupe turnout
- Reach 36 Deleted
- Reach 37 Guadalupe turnout to Southern Pacific Railroad crossing near Casmalia
- Reach 38 Southern Pacific Railroad crossing near Casmalia through Tank 5

CCWA (Authority) REACHES

- Mission Hills Tank 5 to La Purisima Road
- Santa Ynez I La Purisima Road to the Santa Ynez Pumping Facility
- Santa Ynez II Santa Ynez Pumping Facility to Lake Cachuma

The table and map “Coastal Branch Financial Reaches” shows the participation by project participant and by financial reach for each project participant in each reach.

Distribution Allocation of Operating Expenses by Financial Reach

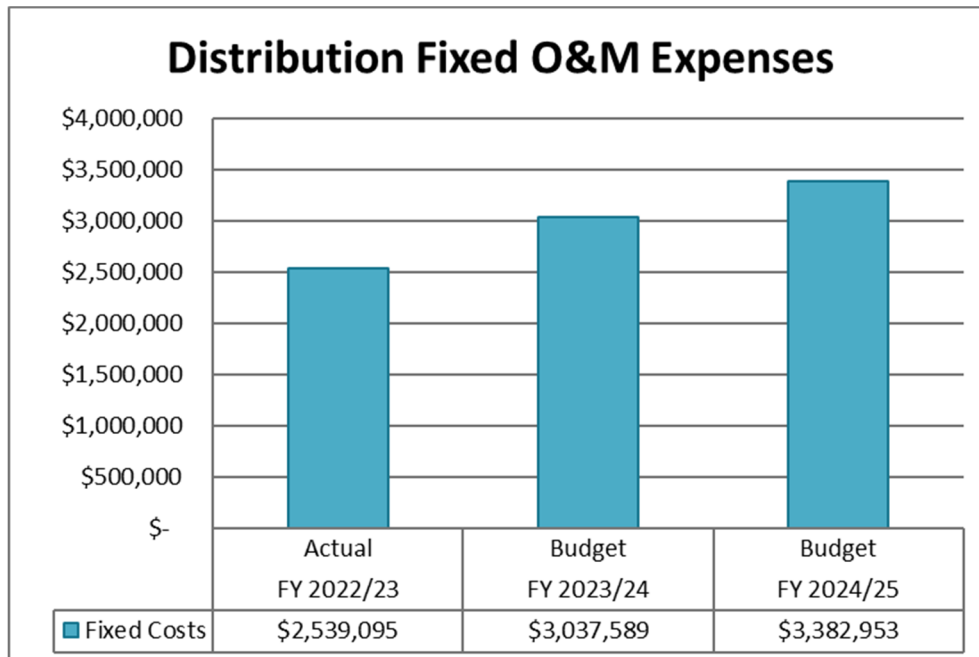
The Distribution Department operating expenses are allocated among the financial reaches listed above based on allocation percentages established by the Authority. These percentages are based on the FY 2022/23 actual operating expenses for each reach. The financial reach allocation percentages are adjusted each year based on the year-end budget status report actual operating expenses from the preceding fiscal year. The following table provides the allocation percentages for the Distribution Department operating expenses.

Central Coast Water Authority
Distribution Department
 Fiscal Year 2024/25 Budget

Distribution Department Financial Reach Allocation			
Financial Reach	FY 2024/25 Allocation Percentage	FY 2023/24 Allocation Percentage	Increase (Decrease)
Reach 33B	12.69%	16.26%	-3.57%
Reach 34	6.24%	8.07%	-1.83%
Reach 35	9.87%	4.47%	5.40%
Reach 37	1.60%	2.23%	-0.63%
Reach 38	3.09%	3.29%	-0.20%
Mission Hills II	13.97%	14.95%	-0.98%
Santa Ynez I	16.52%	17.21%	-0.68%
Santa Ynez II	36.00%	33.52%	2.49%
TOTAL:	100.00%	100.00%	0.00%

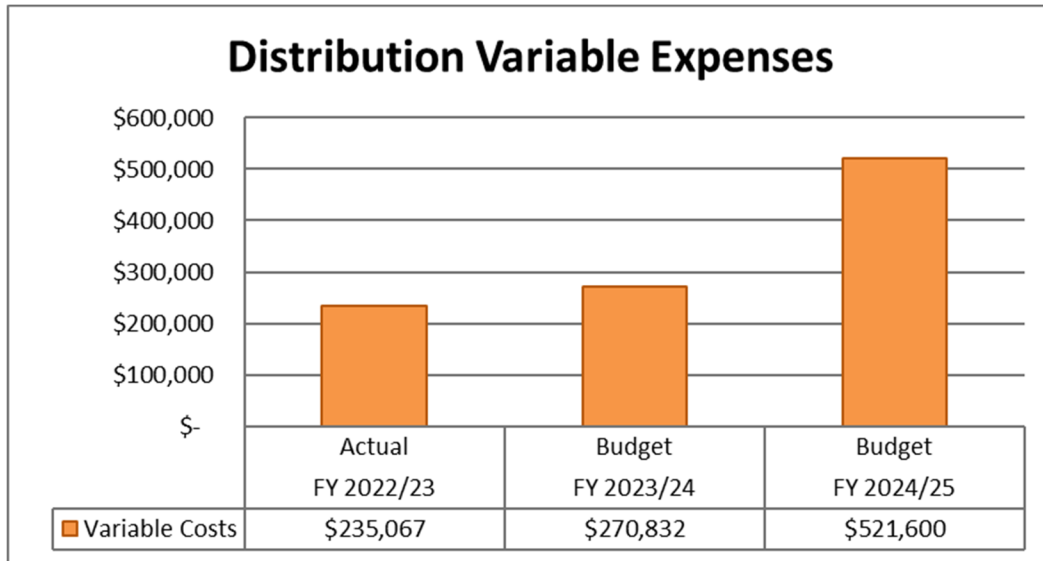
The expenses associated with the Distribution Department are divided into fixed and variable O&M costs.

Fixed O&M Costs are all costs of the distribution system that do not vary with the amount of water processed. Examples of these expenses include personnel costs, professional services, and repair and maintenance costs. The following graph shows the three-year trend for the Distribution Department Fixed O&M expenses. As the graph shows, the FY 2024/25 fixed O&M costs are \$345,364 higher than the prior year budget amount.



Central Coast Water Authority
Distribution Department
 Fiscal Year 2024/25 Budget

Variable O&M Costs are all costs that vary with the amount of water processed. The Distribution Department variable expenses are solely electrical costs to pump the South Coast project participant water into Lake Cachuma. The following graph shows the three-year trend for the Distribution Department variable O&M costs. As the graph shows, the FY 2024/25 variable O&M costs are \$250,768 higher than the prior year budget amounts.



The following table shows the allocation of the Distribution Department variable O&M costs (electrical costs) for the Fiscal Year 2024/25 Budget.

Distribution Department Electrical Costs

Project Participant	Requested Table A Deliveries ⁽¹⁾	Distribution Electrical Costs at \$400/AF
Goleta	401	\$ 160,400
Morehart	61	24,400
La Cumbre	435	174,000
Raytheon	7	2,800
Santa Barbara	300	120,000
Montecito	-	-
Carpinteria	100	40,000
Total South Coast:	1,304	\$ 521,600
<small>(1) Excludes water deliveries exchanged with Santa Ynez ID#1.</small>		

Central Coast Water Authority
Distribution Department
Fiscal Year 2024/25 Budget

Fiscal Year 2024/25 Operating Expense Budget

The Fiscal Year 2023/24 Distribution Department operating expense budget is \$3,904,553 which is \$596,132 higher than the previous year's budget of \$3,308,421, an increase of 18.02%. The personnel expense section of the Distribution Department budget represents approximately 59% of the budget. Utilities comprise 15%, with other expenses and professional services making up the balance of the budget. A pie chart showing percentage of the various components of the Distribution Department operating expense budget is included on a subsequent page. Variable O&M costs are included in the supplies and equipment and utilities categories.

Personnel Expenses Personnel expenses are increasing by about \$171,534 attributed to the following:

- The FY 2024/25 total Distribution Department salaries and wages budget is held to an increase of only \$84,266 when compared to the prior fiscal year budget due to an increase in the Consumer Price Index for December 2023 and the addition of an operations manager.
- Health insurance, dental/vision plan expenses and cafeteria plan benefits combined are increasing by \$38,472. This is due to; 1) The 2024 CalPERS health insurance plan with the lowest premiums increased by 14.87% over the 2023 premiums, as opposed to the increase of 5% budgeted for the calendar year 2024; 2) The FY 2024/25 Budget also includes an estimated 10% increase in the health insurance premiums effective January 1, 2025. The health plan estimates are based on the elections of each employee at the time the budget is prepared.
- CalPERS retirement expenses are increasing by \$17,995 over the prior fiscal year. The CCWA employer paid portion for "Classic" members in FY 24/25 is 31.671% as compared to the prior year amount of 31.596%, for a 0.075 % increase. CCWA "Classic" member employees began paying 50% of the increase in the "normal" PERS employer contribution in FY 2017/18. As of FY 2024/25 the Distribution Department has 8 CalPERS PEPRA member employee. The PEPRA employer contribution rate in FY 2024/25 increased from 8.00% in FY 2023/24 to 8.18% in FY 2024/25 for an increase in employer paid PEPRA contribution rate of 0.18%.
- The FY 2024/25 Budget includes a \$54,278 deposit into the Retiree Benefit Trust Program. This amount is based on actuarial assumptions for the required minimum contribution under PEMHCA and the additional vested portion of retiree only premiums, based on employees who are 62 years of age or older and retire from CCWA having completed at least 10 years of service with CCWA.

Central Coast Water Authority
Distribution Department
Fiscal Year 2024/25 Budget

Repairs and Maintenance Repairs and maintenance costs are increasing by about \$26,200 because of an increase in anticipated equipment repair and maintenance expenses.

Professional Services Professional Services costs are increasing by approximately \$81,560 due to environmental services required by regulatory agencies and legal cost associated with the amendment/extension of the Warren Act contract.

General and Administrative General and Administrative costs are increasing by \$7,000 due to an increase in meeting and travel expenses.

Utility Expenses Utility expenses are increasing by \$260,520 largely due to significant variability in electric costs due to lower estimated deliveries and higher projected cost per AF.

Other Expenses Other expenses are increasing by approximately \$44,052 due to anticipated increase in insurance and computer expenses.

Turnout Expenses Turnout expenses include funds for utility expenses at each turnout, equipment repairs and maintenance, and non-capitalized projects. (See Projects Section for a description of Capital and non-capitalized projects.)

Central Coast Water Authority
Distribution Department
 Fiscal Year 2024/25 Budget

The following table shows the FY 2024/25 O&M budget for the various CCWA Turnouts.

TURNOUT EXPENSES								
Turnout	Electric Expense	Equipment Repairs and Maintenance	Phone Computer Expenses	Other Expenses	Subtotal Operating Expenses	Capital Projects ⁽¹⁾	TOTAL	
Guadalupe	\$ 769	\$ 1,000	\$ -	\$ 500	\$ 2,269	\$ -	\$ 2,269	
Santa Maria	540	1,500	-	500	2,540	-	2,540	
Golden State Water Co.	718	3,000	-	500	4,218	-	4,218	
Vandenberg Space Force Base		1,500	-	500	2,000	-	2,000	
Buellton	224	1,500	-	500	2,224	-	2,224	
Santa Ynez (Solvang)	363	1,000	-	500	1,863	-	1,863	
Santa Ynez		1,000	-	500	1,500	-	1,500	
Shandon	1,621	1,000	-	500	3,121	-	3,121	
Chorro Valley		1,500	900	500	2,900	85,050	87,950	
Lopez	383	1,500	-	500	2,383	-	2,383	
TOTAL:	\$ 4,618	\$ 14,500	\$ 900	\$ 5,000	\$ 25,018	\$ 85,050	\$ 110,068	

(1) Please see the CIP section of the budget for information regarding the Turnout capital projects.

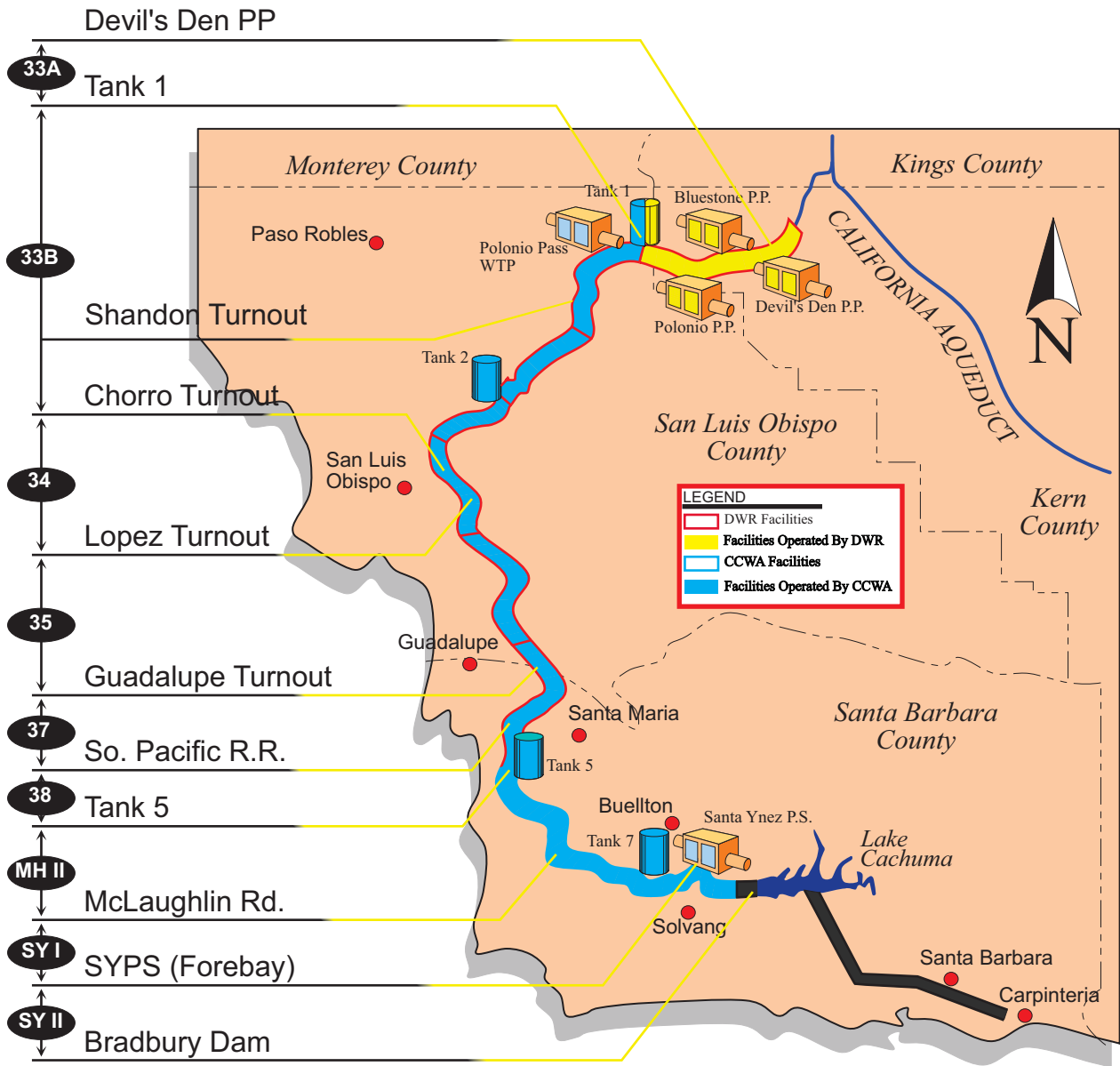
Central Coast Water Authority
Distribution Department
 Fiscal Year 2024/25 Budget

PERSONNEL COUNT SUMMARY					
Position Title	Number	Number	Number	Change	Change
	Auth. FY 2022/23	Auth. FY 2023/24	Requested FY 2024/25	Over FY 2022/23	Over FY 2023/24
Executive Director ⁽¹⁾	0.25	0.25	0.25	-	-
Deputy Director of Operations ⁽²⁾	0.40	0.40	0.40	-	-
Operations Manager ⁽³⁾	-	0.40	0.40	0.40	-
Safety Specialist ⁽⁴⁾	0.75	0.75	0.75	-	-
Distribution Supervisor	1.00	1.00	1.00	-	-
Engineering Technician	1.00	1.00	1.00	-	-
Instrumentation & Control Specialist	1.00	1.00	1.00	-	-
Maintenance Superintendent ⁽⁵⁾	0.40	0.40	0.40	-	-
Maintenance/IC&R Technicians ⁽⁶⁾	0.40	0.40	0.40	-	-
Distribution Technician	5.00	5.00	5.00	-	-
TOTAL:	10.20	10.60	10.60	0.40	-

PERSONNEL WAGE SUMMARY						
Position Title	No.	Position Classification	Minimum	Maximum	FY 2023/24	Allocation
	of Emp.		Monthly Salary	Monthly Salary	Total Annual Salary	to Dist. Dept.
Executive Director ⁽¹⁾	1	N/A	N/A	N/A	\$ 321,583	\$ 80,396
Deputy Director of Operations ⁽²⁾	1	62	\$ 17,311	\$ 21,119	\$ 250,000	\$ 100,000
Operations Manager ⁽³⁾	1	46	\$ 12,817	\$ 15,637	\$ 170,000	\$ 68,000
Safety Officer ⁽⁴⁾	1	38	\$ 10,795	\$ 13,169	\$ 144,997	\$ 108,748
Distribution Supervisor	1	34	\$ 9,906	\$ 12,086	\$ 128,619	\$ 128,619
Engineering Technician	1	21	\$ 7,494	\$ 9,143	\$ 104,639	\$ 104,639
Instrumentation & Control Specialist	1	28	\$ 8,709	\$ 10,625	\$ 120,618	\$ 120,618
Maintenance Superintendent ⁽⁵⁾	1	38	\$ 10,795	\$ 13,169	\$ 142,527	\$ 57,011
Maintenance/IC&R Technicians ⁽⁶⁾	2	26	\$ 8,343	\$ 10,178	\$ 213,279	\$ 42,656
Distribution Technicians	5	19	\$ 7,179	\$ 8,758	\$ 486,033	\$ 486,033
FY 2024/25 Salary Pool						\$ 51,869
TOTAL:						\$ 1,348,587

- (1) The Executive Director is allocated to Administration (50%), Water Treatment Plant (25%) and Distribution (25%).
 (2) The Deputy Director of Operations is allocated to Administration (25%), Water Treatment Plant (35%) and Distribution (40%).
 (3) The Operations Manager is allocated to Administration (25%), Water Treatment Plant (35%) and Distribution (40%).
 (4) The Safety Officer (previously Regulatory Spec.) is allocated to Water Treatment Plant (25%) and Distribution (75%).
 (5) The Maintenance Superintendent is allocated to Water Treatment Plant (60%) and Distribution (40%).
 (6) The two Maintenance IC&R Technicians are allocated to Water Treatment Plant (80%) and Distribution (20%).

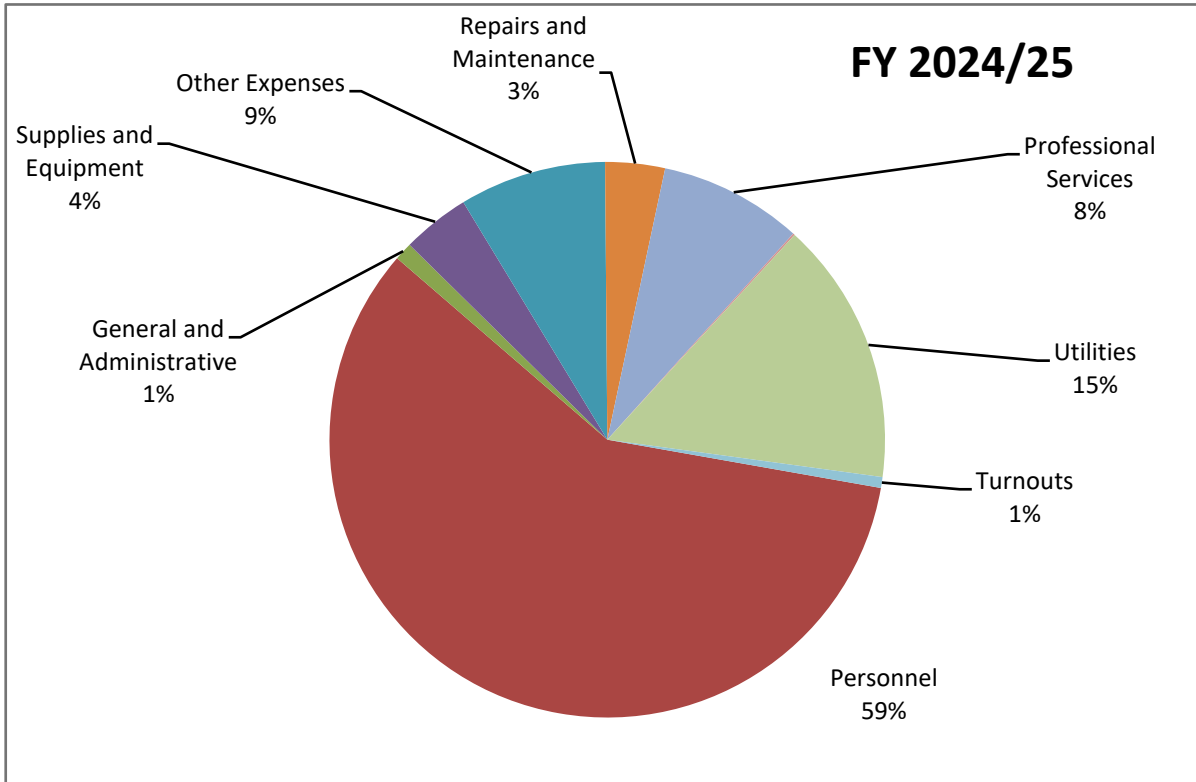
COASTAL BRANCH FINANCIAL REACHES



Purveyor	CONTRACT ENTITLEMENT IN FINANCIAL REACHES							
	WTP / 33B	34	35	37	38	MH II	SY I	SY II
Shandon	100							
Chorro Valley	2,338							
Lopez	2,392	2,392						
Guadalupe	550	550	550					
Santa Maria	16,200	16,200	16,200	16,200				
SCWC	500	500	500	500				
Vandenberg AFB	5,500	5,500	5,500	5,500	5,500	5,500		
Buellton	578	578	578	578	578	578	578	
Santa Ynez (Solvang)	1,500	1,500	1,500	1,500	1,500	1,500	1,500	
Santa Ynez	500	500	500	500	500	500	500	
Goleta	4,500	4,500	4,500	4,500	4,500	4,500	4,500	4,500
Morehart Land	200	200	200	200	200	200	200	200
LaCumbre	1,000	1,000	1,000	1,000	1,000	1,000	1,000	1,000
SB Research	50	50	50	50	50	50	50	50
Santa Barbara	3,000	3,000	3,000	3,000	3,000	3,000	3,000	3,000
Montecito	3,000	3,000	3,000	3,000	3,000	3,000	3,000	3,000
Carpinteria	2,000	2,000	2,000	2,000	2,000	2,000	2,000	2,000
TOTAL	43,908 AF	41,470 AF	39,078 AF	38,528 AF	21,828 AF	21,828 AF	16,328 AF	13,750 AF

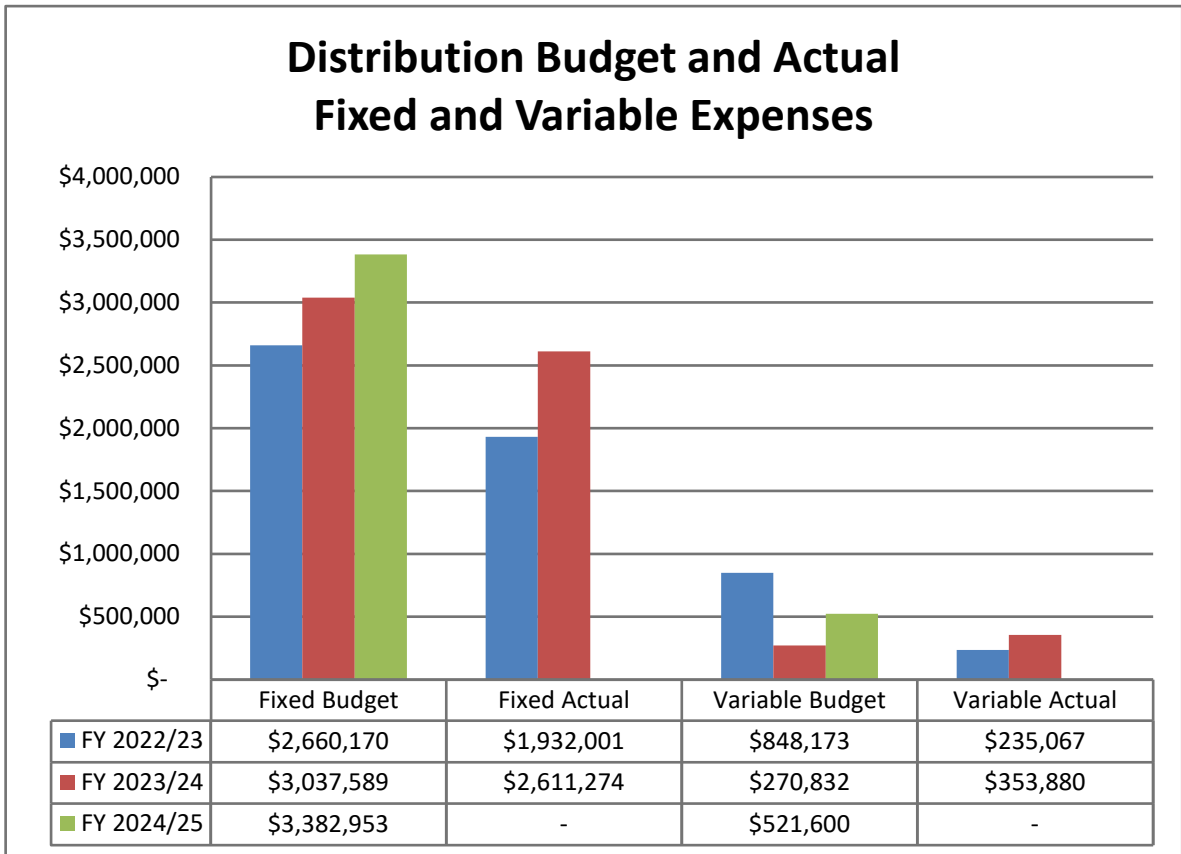
Central Coast Water Authority
Distribution Department Operating Expenses
 Fiscal Year 2024/25 Budget

Item	FY 2024/25 Budget
Personnel	\$ 2,286,617
Office Expenses	4,000
Supplies and Equipment	153,560
Monitoring Expenses	-
Repairs and Maintenance	135,960
Professional Services	325,495
General and Administrative	41,250
Utilities	599,477
Other Expenses	333,175
Turnouts	25,018
TOTAL:	\$ 3,904,553



Central Coast Water Authority
Distribution Department Operating Expenses
 Fiscal Year 2024/25 Budget

Item	FY 2022/23 Budget	FY 2022/23 Actual	FY 2023/24 Budget	FY 2023/24 Estimated Actual	FY 2024/25 Budget
Personnel	\$ 1,879,789	\$ 1,796,737	\$ 2,115,083	\$ 1,924,914	\$ 2,286,617
Office Expenses	4,000	2,582	4,000	4,000	4,000
Supplies and Equipment	142,210	103,400	148,295	105,061	153,560
Monitoring Expenses	-	-	-	-	-
Repairs and Maintenance	94,610	72,034	109,760	115,098	135,960
Professional Services	156,163	121,956	243,935	130,809	325,495
General and Administrative	34,751	16,046	34,250	26,100	41,250
Utilities	911,410	299,215	338,957	419,877	599,477
Other Expenses	260,392	346,942	289,123	224,294	333,175
Turnouts	25,018	15,251	25,018	15,000	25,018
TOTAL:	\$ 3,508,343	\$ 2,774,162	\$ 3,308,421	\$ 2,965,153	\$ 3,904,553



Central Coast Water Authority
Distribution Department Operating Expenses
 Fiscal Year 2024/25 Administration/O&M Budget

Account Number	Account Name	FY 2022/23 Budget	FY 2022/23 Actual	FY 2023/24 Budget	FY 2023/24 Estimated Actual	FY 2024/25 Budget	Change from FY 2023/24 Budget	Percent Change FY 2023/24 Budget
<u>PERSONNEL EXPENSES</u>								
5000.10	Full-Time Regular Wages	\$ 1,137,518	\$ 1,055,109	\$ 1,264,321	\$ 1,186,526	\$ 1,348,587	\$ 84,266	6.66%
1300.60	Capitalized Wages and Overtime	-	-	-	-	-	-	N/A
5000.20	Overtime	74,009	105,002	81,193	77,927	86,125	4,932	6.07%
5000.40	Standby Pay	28,485	26,737	29,932	25,122	31,130	1,198	4.00%
5000.50	Shift Differential Pay	-	-	-	-	-	-	N/A
5100.10	PERS Retirement	326,010	293,724	342,500	306,270	360,495	17,995	5.25%
5100.15	Medicare Taxes	18,206	15,533	19,992	17,096	21,369	1,377	6.89%
5100.20	Health/Dental/Vision Plans	200,635	179,629	249,814	189,815	288,286	38,472	15.40%
5100.25	Workers' Compensation	35,272	24,523	29,797	27,113	29,823	26	0.09%
5100.30	Vehicle Expenses	-	-	-	-	-	-	N/A
5100.35	Retiree Medical Future Liability Dep.	45,297	46,211	53,067	53,067	54,278	1,211	2.28%
5100.50	Long-Term Disability	5,600	4,548	6,236	4,983	6,657	421	6.76%
5100.55	Life Insurance	4,582	6,669	7,171	7,188	7,505	334	4.66%
5100.60	Employee Physicals	495	180	1,745	556	1,745	-	0.00%
5000.30	Temporary Services	-	-	-	-	-	-	N/A
5100.80	Employee Incentive Programs/457 Plan	2,680	18,332	28,315	24,930	49,616	21,301	75.23%
5100.65	Employee Education Reimbursement	1,000	-	1,000	-	1,000	-	0.00%
5100.86	Benefits-Non-Capitalized Projects	-	20,540	-	4,321	-	-	N/A
1300.60	Capitalized Employee Benefits	-	-	-	-	-	-	N/A
Total Personnel Expenses:		1,879,789	1,796,737	2,115,083	1,924,914	2,286,617	171,534	8.11%

Central Coast Water Authority
Distribution Department Operating Expenses
 Fiscal Year 2024/25 Administration/O&M Budget

Account Number	Account Name	FY 2022/23 Budget	FY 2022/23 Actual	FY 2023/24 Budget	FY 2023/24 Estimated Actual	FY 2024/25 Budget	Change from FY 2023/24 Budget	Percent Change FY 2023/24 Budget
<u>OFFICE EXPENSES</u>								
5200.20	Office Supplies	1,500	1,199	1,500	1,500	1,500	-	0.00%
5200.30	Miscellaneous Office Expenses	2,500	1,383	2,500	2,500	2,500	-	0.00%
Total Office Expenses:		4,000	2,582	4,000	4,000	4,000	-	0.00%
<u>SUPPLIES AND EQUIPMENT</u>								
5500.10	Uniform Expenses	8,605	8,127	9,955	8,000	9,955	-	0.00%
5500.15	Minor Tools and Equipment	5,000	4,103	5,000	4,000	5,000	-	0.00%
5500.20	Spare Parts	-	-	-		-	-	N/A
5500.25	Landscape Equipment and Supplies	1,000	105	1,000		1,000	-	0.00%
5500.30	Chemicals-Fixed	-	-	-		-	-	N/A
5500.31	Chemicals-Variable	-	-	-		-	-	N/A
5500.35	Maintenance Supplies/Hardware	10,000	14,620	10,000	10,000	10,000	-	0.00%
5500.40	Safety Supplies	7,000	5,726	11,735	10,353	17,000	5,265	44.87%
5500.45	Fuel and Lubricants	106,105	70,449	106,105	72,708	106,105	-	0.00%
5500.50	Seed/Erosion Control Supplies	4,000	-	4,000		4,000	-	0.00%
5500.55	Backflow Prevention Supplies	500	270	500		500	-	0.00%
Total Supplies and Equipment:		142,210	103,400	148,295	105,061	153,560	5,265	3.55%
<u>MONITORING EXPENSES</u>								
5600.10	Lab Supplies	-	-	-	-	-	-	N/A
5600.20	Lab Tools and Equipment	-	-	-	-	-	-	N/A
5600.30	Lab Testing	-	-	-	-	-	-	N/A
Total Monitoring Expenses:		-	-	-	-	-	-	N/A

Central Coast Water Authority
Distribution Department Operating Expenses
 Fiscal Year 2024/25 Administration/O&M Budget

Account Number	Account Name	FY 2022/23 Budget	FY 2022/23 Actual	FY 2023/24 Budget	FY 2023/24 Estimated Actual	FY 2024/25 Budget	Change from FY 2023/24 Budget	Percent Change FY 2023/24 Budget
<u>REPAIRS AND MAINTENANCE</u>								
5700.10	Equipment Repairs and Maintenance	55,000	40,740	70,000	62,998	80,000	10,000	14.29%
5700.20	Vehicle Repairs and Maintenance	20,000	18,779	20,000	40,000	30,000	10,000	50.00%
5700.30	Building Maintenance	15,110	8,790	15,260	10,000	21,460	6,200	40.63%
5700.40	Landscape Maintenance	4,500	3,725	4,500	2,100	4,500	-	0.00%
Total Repairs and Maintenance:		94,610	72,034	109,760	115,098	135,960	26,200	23.87%
<u>PROFESSIONAL SERVICES</u>								
5400.10	Professional Services	134,723	53,353	156,205	60,000	238,295	82,090	52.55%
5400.20	Legal Services	-	50,732	50,000	48,609	50,000	-	0.00%
5400.30	Engineering Services	15,000	12,145	30,000	15,000	30,000	-	0.00%
5400.40	Permits	6,440	5,726	7,730	7,200	7,200	(530)	-6.86%
5400.50	Non-Contractual Services	-	-	-	-	-	-	N/A
5400.60	Accounting Services	-	-	-	-	-	-	N/A
Total Professional Services:		156,163	121,956	243,935	130,809	325,495	81,560	33.44%
<u>GENERAL AND ADMINISTRATIVE</u>								
5300.10	Meeting and Travel	20,001	8,291	15,000	10,000	20,000	5,000	33.33%
5300.20	Mileage Reimbursement	150	-	150	-	150	-	0.00%
5300.30	Dues and Memberships	3,000	2,996	3,000	4,000	4,000	1,000	33.33%
5300.40	Publications	1,000	246	1,000	1,000	2,000	1,000	100.00%
5300.50	Training	8,500	4,160	13,000	10,786	13,000	-	0.00%
5300.60	Advertising	1,500	-	1,500	-	1,500	-	0.00%
5300.70	Printing and Binding	-	114	-	-	-	-	N/A
5300.80	Postage	600	238	600	315	600	-	0.00%
Total General and Administrative:		34,751	16,046	34,250	26,100	41,250	7,000	20.44%

Central Coast Water Authority
Distribution Department Operating Expenses
 Fiscal Year 2024/25 Administration/O&M Budget

Account Number	Account Name	FY 2022/23 Budget	FY 2022/23 Actual	FY 2023/24 Budget	FY 2023/24 Estimated Actual	FY 2024/25 Budget	Change from FY 2023/24 Budget	Percent Change FY 2023/24 Budget
<u>UTILITIES</u>								
5800.20	Natural Gas	1,070	2,480	1,070	631	1,070	-	0.00%
5800.30	Electric Fixed	48,001	47,685	48,605	48,604	50,057	1,452	2.99%
5800.31	Electric-Variable	848,173	235,067	270,832	353,880	521,600	250,768	92.59%
5800.40	Water	2,500	2,250	2,500	2,500	2,500	-	0.00%
5800.50	Telephone	7,525	7,395	10,765	9,078	18,325	7,560	70.23%
5800.60	Waste Disposal	4,141	4,338	5,185	5,185	5,925	740	14.27%
Total Utilities:		911,410	299,215	338,957	419,877	599,477	260,520	76.86%
<u>OTHER EXPENSES</u>								
5900.10	Insurance	62,619	66,079	80,222	78,463	98,826	18,604	23.19%
5900.30	Non-Capitalized Projects ⁽¹⁾	-	-	-	-	-	-	N/A
5900.40	Equipment Rental	39,100	54,850	39,500	39,500	42,700	3,200	8.10%
5900.50	Non-Capitalized Equipment	10,000	-	10,000	6,000	10,000	-	0.00%
5900.60	Computer Expenses	97,494	84,255	100,331	100,331	115,807	15,476	15.43%
5900.70	Appropriated Contingency	51,179	141,759	59,070	-	65,842	6,772	11.46%
Total Other Expenses:		260,392	346,942	289,123	224,294	333,175	44,052	15.24%
	Turnouts	25,018	15,251	25,018	15,000	25,018	-	0.00%
TOTAL OPERATING EXPENSES		\$ 3,508,343	\$ 2,774,162	\$ 3,308,421	\$ 2,965,153	\$ 3,904,553	596,132	18.02%

(1) Effective July 1, 2018 Non-Capitalized Projects will be found in the Capital Improvement and Non-Capital Projects section of the budget.

**CENTRAL COAST WATER AUTHORITY
DISTRIBUTION FY 2024/25 BUDGET**

ACCOUNT NUMBER: 5000.10

ACCOUNT TITLE: Full-Time Regular Salaries

Description: Funds for the Distribution regular full-time employees. Includes \$51,869 for FY 2024/25 salary pool.

FY 24/25 Requested Budget	1,348,587
FY 23/24 Estimated Actual	1,186,526
Increase (Decrease)	162,062

ACCOUNT NUMBER: 5000.20

ACCOUNT TITLE: Overtime

Description: Funds for overtime expenses for non-exempt Distribution employees.

FY 24/25 Requested Budget	86,125
FY 23/24 Estimated Actual	77,927
Increase (Decrease)	8,198

Overtime is set at 5.0% of salaries plus one hour per day to monitor SCADA system.

ACCOUNT NUMBER: 1300.60

ACCOUNT TITLE: Capitalized Salaries and Overtime

Description: CCWA employee salaries and overtime capitalized as a component of capital projects constructed or acquired by CCWA.

FY 24/25 Requested Budget	-
FY 23/24 Estimated Actual	-
Increase (Decrease)	-

ACCOUNT NUMBER: 5000.30

ACCOUNT TITLE: Temporary Services

Description: Temporary services:

FY 24/25 Requested Budget	-
FY 23/24 Estimated Actual	-
Increase (Decrease)	-

**CENTRAL COAST WATER AUTHORITY
DISTRIBUTION FY 2024/25 BUDGET**

ACCOUNT NUMBER: 5000.40

ACCOUNT TITLE: Stand-by Pay

FY 24/25 Requested Budget	31,130
FY 23/24 Estimated Actual	25,122
Increase (Decrease)	6,007

Description: Funds for stand-by pay for one Distribution Technician and one Instrumentation and Control employee assigned to stand-by duty on a 24-hour basis. Based on 5% of their average hourly rate. Standby pay is \$2.56 per hour for a Distribution employee. Instrumentation and Control employee hourly rate is \$2.98 (1/3 allocated to Distribution Department and 2/3 allocated to the Water Treatment Plant Department).

ACCOUNT NUMBER: 5100.10

ACCOUNT TITLE: PERS Retirement

FY 24/25 Requested Budget	360,495
FY 23/24 Estimated Actual	306,270
Increase (Decrease)	54,225

Description: Funds for both employer and employee contributions into PERS retirement system. Based on a 35.04% contribution rate for FY 2024/25, which includes the required Unfunded Accrued Liability (UAL) payment.

Required Contributions	\$ 188,234	18.361%
UAL current fiscal year	128,632	16.686%
UAL additional payment	43,628	fixed amount
	\$ 360,495	

ACCOUNT NUMBER: 5100.15

ACCOUNT TITLE: Medicare

FY 24/25 Requested Budget	21,369
FY 23/24 Estimated Actual	17,096
Increase (Decrease)	4,273

Description: Funds for the employer portion of Medicare taxes for the Distribution Department. Amount is equal to 1.45% of all wages.

ACCOUNT NUMBER: 5100.20

ACCOUNT TITLE: Health Insurance

FY 24/25 Requested Budget	245,997
FY 23/24 Estimated Actual	163,729
Increase (Decrease)	82,268

Description: Funds for the employer paid portion of health insurance for Distribution employees. Based on employee 2024 Café Plan elections. Includes an estimated 5% premium increase in 2025 rates.

	<i>2024 Allowance</i>		<i>2025 Allowance Est</i>	
Family	\$	24,942	\$	27,437
Emp + 1		19,187		21,105
Employee only		9,593		10,553

**CENTRAL COAST WATER AUTHORITY
DISTRIBUTION FY 2024/25 BUDGET**

ACCOUNT NUMBER: 5100.25

ACCOUNT TITLE: Workers' Compensation Insurance

Description: Funds for Workers' Compensation insurance for the Distribution department. Based on an X-Mod rate of 76% and an economy of size rate of 90%.

FY 24/25 Requested Budget	29,823
FY 23/24 Estimated Actual	27,113
Increase (Decrease)	2,711

ACCOUNT NUMBER: 5100.35

ACCOUNT TITLE: Retiree Medical Future Liability Deposit

Description: Actuarially determined contributions to fund the estimated future liability for the required minimum contribution component (PEMHCA) of the CalPERS health plan and the retiree health costs for vested employees age 62 and over retiring from CCWA with at least 10 years of CCWA service. Costs are based on the number of active and covered employees and retirees.

FY 24/25 Requested Budget	54,278
FY 23/24 Estimated Actual	53,067
Increase (Decrease)	1,211

ACCOUNT NUMBER: 5100.40

ACCOUNT TITLE: Cafeteria Plan Benefits

Description: Funds for the portion of the cafeteria plan benefits which exceed the premium costs for the Distribution employees based on each employee's benefit election.

FY 24/25 Requested Budget	7,912
FY 23/24 Estimated Actual	3,106
Increase (Decrease)	4,806

ACCOUNT NUMBER: 5100.45

ACCOUNT TITLE: Dental/Vision Plan

Description: Funds for the self-funded dental/vision plan. The plan provides \$4,324 per year per family for dental and vision expenses. Budgeted amount is \$3,243 per year per employee. Annual limit is based on an increase over the prior year amount for the percentage change in the CPI.

FY 24/25 Requested Budget	34,377
FY 23/24 Estimated Actual	22,980
Increase (Decrease)	11,397

**CENTRAL COAST WATER AUTHORITY
DISTRIBUTION FY 2024/25 BUDGET**

ACCOUNT NUMBER: 5100.50

ACCOUNT TITLE: Long-Term Disability

Description: Funds for premiums paid for long-term disability insurance. Based on a rate of \$0.52 per \$100 of salary.

FY 24/25 Requested Budget	6,657
FY 23/24 Estimated Actual	4,983
Increase (Decrease)	1,674

ACCOUNT NUMBER: 5100.55

ACCOUNT TITLE: Life Insurance

Description: Funds for the employer paid life insurance premiums for each employee. CCWA policy provides life insurance equal to 150% of an employees annual salary to a maximum of \$250,000.

FY 24/25 Requested Budget	7,505
FY 23/24 Estimated Actual	7,188
Increase (Decrease)	317

ACCOUNT NUMBER: 5100.60

ACCOUNT TITLE: Employee Physicals

Description: Funds for employee physicals paid by CCWA, including DOT, pre-employment, and respirator evaluation.

FY 24/25 Requested Budget	1,745
FY 23/24 Estimated Actual	556
Increase (Decrease)	1,189

	495	3 physicals at \$165 each
\$	1,250	10 Respiratory and Audio Exam @ \$125 each
\$	1,745	TOTAL

ACCOUNT NUMBER: 5100.65

ACCOUNT TITLE: Employee Education Reimbursement

Description: Funds for reimbursement of employee education expenses under the policy established by CCWA.

FY 24/25 Requested Budget	1,000
FY 23/24 Estimated Actual	-
Increase (Decrease)	1,000

**CENTRAL COAST WATER AUTHORITY
DISTRIBUTION FY 2024/25 BUDGET**

ACCOUNT NUMBER: 5100.80

ACCOUNT TITLE: Employee Incentive Programs/457 K Plan

Description: Funds to encourage employee safety, efficiency and innovation through the Employee Achievement Awards Program (EAAP).

FY 24/25 Requested Budget	49,616
FY 23/24 Estimated Actual	24,930
Increase (Decrease)	24,686

\$	2,680	EAAP
	46,936	457 K Plan
\$	49,616	TOTAL

ACCOUNT NUMBER: 5200.20

ACCOUNT TITLE: Office Supplies

Description: Funds for office supplies for the Distribution Department.

FY 24/25 Requested Budget	1,500
FY 23/24 Estimated Actual	1,500
Increase (Decrease)	-

ACCOUNT NUMBER: 5200.30

ACCOUNT TITLE: Miscellaneous Office Expenses

Description: Funds for miscellaneous expenses such as awards, business cards and kitchen supplies, etc.

FY 24/25 Requested Budget	2,500
FY 23/24 Estimated Actual	2,500
Increase (Decrease)	-

ACCOUNT NUMBER: 5300.10

ACCOUNT TITLE: Meetings and Travel

Description: Funds for Distribution Department employee meetings and travel expenses. Includes State Water Contractor travel for Executive Director and Deputy Director as well as travel expenses for winter maintenance.

FY 24/25 Requested Budget	20,000
FY 23/24 Estimated Actual	10,000
Increase (Decrease)	10,000

**CENTRAL COAST WATER AUTHORITY
DISTRIBUTION FY 2024/25 BUDGET**

ACCOUNT NUMBER: 5300.20

ACCOUNT TITLE: Mileage Reimbursement

Description: Funds for reimbursement to employees for mileage expenses.

FY 24/25 Requested Budget	150
FY 23/24 Estimated Actual	-
Increase (Decrease)	150

ACCOUNT NUMBER: 5300.30

ACCOUNT TITLE: Dues and Memberships

Description: Funds for professional dues and memberships in required areas.

FY 24/25 Requested Budget	4,000
FY 23/24 Estimated Actual	4,000
Increase (Decrease)	-

ACCOUNT NUMBER: 5300.40

ACCOUNT TITLE: Publications

Description: Funds for publications received by the Distribution Department.

FY 24/25 Requested Budget	2,000
FY 23/24 Estimated Actual	1,000
Increase (Decrease)	1,000

\$	1,000.00	AWWA Online Spec. subscription
\$	1,000.00	Other Publications
\$	2,000.00	TOTAL

ACCOUNT NUMBER: 5300.50

ACCOUNT TITLE: Training

Description: Funds for training Distribution Department staff. Does not include educational reimbursement.

FY 24/25 Requested Budget	13,000
FY 23/24 Estimated Actual	10,786
Increase (Decrease)	2,215

\$	8,500	Employee Training, including safety
\$	4,500	
\$	13,000	TOTAL

**CENTRAL COAST WATER AUTHORITY
DISTRIBUTION FY 2024/25 BUDGET**

ACCOUNT NUMBER: 5300.60

ACCOUNT TITLE: Advertising

Description: Funds for public relations materials
for the Distribution Department including open position advertising.

FY 24/25 Requested Budget	1,500
FY 23/24 Estimated Actual	-
Increase (Decrease)	1,500

ACCOUNT NUMBER: 5300.80

ACCOUNT TITLE: Postage

Description: Funds for all postal and mail expenses
for the Distribution Department.

FY 24/25 Requested Budget	600
FY 23/24 Estimated Actual	315
Increase (Decrease)	285

ACCOUNT NUMBER: 5400.10

ACCOUNT TITLE: Professional Services

Description:

\$	100,000	Environmental Services, Required by Reg Agency
	16,500	Cathodic protection, Crane inspections
	3,600	Emergency generator and forklift service
	1,800	Hydraulic package oil analysis
	4,265	Fire extinguisher and SCBA inspections
	4,930	Personnel Team Building
	12,500	Safety Consultant
	20,000	Third Party Confined Space rescue
	17,250	Man Down Monitoring Fee
	1,500	Forklift Service
	50,000	CEQA Review
	1,500	Crane Inspections
	4,450	Security
\$	238,295	TOTAL

FY 24/25 Requested Budget	238,295
FY 23/24 Estimated Actual	60,000
Increase (Decrease)	178,295

**CENTRAL COAST WATER AUTHORITY
DISTRIBUTION FY 2024/25 BUDGET**

ACCOUNT NUMBER: 5400.20

ACCOUNT TITLE: Legal Services

Description: _____

FY 24/25 Requested Budget	50,000
FY 23/24 Estimated Actual	48,609
Increase (Decrease)	1,391

ACCOUNT NUMBER: 5400.30

ACCOUNT TITLE: Engineering Services

Description: Funds for all non-capitalized engineering services.

FY 24/25 Requested Budget	30,000
FY 23/24 Estimated Actual	15,000
Increase (Decrease)	15,000

\$	30,000	General Services (SCADA, GIS, etc)
	30,000	TOTAL

ACCOUNT NUMBER: 5400.40

ACCOUNT TITLE: Permits

Description: Funds for all required permits for the Distribution Department.

FY 24/25 Requested Budget	7,200
FY 23/24 Estimated Actual	7,200
Increase (Decrease)	-

\$	3,500	Low Threat Discharge Permit
	1,500	Diesel Permit
	2,200	SYPP, Tank 7 and 5 Business Plan
\$	7,200	TOTAL

ACCOUNT NUMBER: 5500.10

ACCOUNT TITLE: Uniform Expenses

Description: Funds for employer provided uniforms including reimbursement of uniform expenses to employees.

FY 24/25 Requested Budget	9,955
FY 23/24 Estimated Actual	8,000
Increase (Decrease)	1,955

\$	4,020	Uniform Service (\$335 month)
	2,700	Blue jean pants (\$300/year employee allowance)
	3,150	Boots (\$350/year employee allowance)
	85	Misc. uniform requirements (jackets, etc.)
\$	9,955	TOTAL

--

**CENTRAL COAST WATER AUTHORITY
DISTRIBUTION FY 2024/25 BUDGET**

ACCOUNT NUMBER: 5500.15

ACCOUNT TITLE: Minor Tools and Equipment

Description: Funds for the purchase of minor tools and equipment.

FY 24/25 Requested Budget	5,000
FY 23/24 Estimated Actual	4,000
Increase (Decrease)	1,000

ACCOUNT NUMBER: 5500.25

ACCOUNT TITLE: Landscape Equipment and Supplies

Description: Funds for the purchase of equipment and supplies for landscape maintenance at the pump station.

FY 24/25 Requested Budget	1,000
FY 23/24 Estimated Actual	-
Increase (Decrease)	1,000

ACCOUNT NUMBER: 5500.35

ACCOUNT TITLE: Maintenance Supplies/Hardware

Description: Funds for the purchase of disposable tools, pipe and pipefittings, wood, steel and other metals, hardware, nuts and bolts, and other hardware materials.

FY 24/25 Requested Budget	10,000
FY 23/24 Estimated Actual	10,000
Increase (Decrease)	-

ACCOUNT NUMBER: 5500.40

ACCOUNT TITLE: Safety Supplies

Description: Purchases of minor safety supplies including first aid kit purchases and non-capitalized safety equipment purchases.

FY 24/25 Requested Budget	17,000
FY 23/24 Estimated Actual	10,353
Increase (Decrease)	6,647

**CENTRAL COAST WATER AUTHORITY
DISTRIBUTION FY 2024/25 BUDGET**

ACCOUNT NUMBER: 5500.45

ACCOUNT TITLE: Fuel and Lubricants

Description: Funds for the purchase of fuel and lubricants for Distribution Department vehicles. Does not include mileage reimbursement expenses.

FY 24/25 Requested Budget	106,105
FY 23/24 Estimated Actual	72,708
Increase (Decrease)	33,397

\$	97,000	Vehicles
	2,370	Emergency Generator Sets
	4,365	Lubricants
	2,370	Miscellaneous
\$	106,105	TOTAL

ACCOUNT NUMBER: 5500.50

ACCOUNT TITLE: Seed/Plants/Erosion Control Supplies

Description: Funds for reseeding, replanting and erosion control supplies.

FY 24/25 Requested Budget	4,000
FY 23/24 Estimated Actual	-
Increase (Decrease)	4,000

\$	1,000	Seed
	1,000	Plants and materials
	2,000	Erosion control
\$	4,000	TOTAL

ACCOUNT NUMBER: 5500.55

ACCOUNT TITLE: Backflow Prevention Supplies

Description: Funds for backflow prevention.

FY 24/25 Requested Budget	500
FY 23/24 Estimated Actual	-
Increase (Decrease)	500

ACCOUNT NUMBER: 5700.10

ACCOUNT TITLE: Equipment Repairs and Maintenance

Description: Funds for repairs and maintenance of Distribution Department equipment.

FY 24/25 Requested Budget	80,000
FY 23/24 Estimated Actual	62,998
Increase (Decrease)	17,002

**CENTRAL COAST WATER AUTHORITY
DISTRIBUTION FY 2024/25 BUDGET**

ACCOUNT NUMBER: 5700.20

ACCOUNT TITLE: Vehicle Repairs and Maintenance

Description: Funds for the repair and maintenance of Distribution Department vehicles.

FY 24/25 Requested Budget	30,000
FY 23/24 Estimated Actual	40,000
Increase (Decrease)	(10,000)

ACCOUNT NUMBER: 5700.30

ACCOUNT TITLE: Building Maintenance

Description: Funds for the repair and maintenance of the Santa Ynez Pumping Facility.

FY 24/25 Requested Budget	21,460
FY 23/24 Estimated Actual	10,000
Increase (Decrease)	11,460

\$	3,675	Janitorial Service
	1,785	Pest Control
	12,000	HVAC, includes quarterly inspection
	4,000	Minor building repairs
\$	21,460	TOTAL

ACCOUNT NUMBER: 5700.40

ACCOUNT TITLE: Landscape Maintenance

Description: Funds for the maintenance of the Santa Ynez Pumping Facility (SYPF).

FY 24/25 Requested Budget	4,500
FY 23/24 Estimated Actual	2,100
Increase (Decrease)	2,400

\$	4,500	SYPF (\$375 month avg)
----	-------	------------------------

ACCOUNT NUMBER: 5800.20

ACCOUNT TITLE: Natural Gas Service

Description: Funds for natural gas service for the Distribution Department.

FY 24/25 Requested Budget	1,070
FY 23/24 Estimated Actual	631
Increase (Decrease)	439

**CENTRAL COAST WATER AUTHORITY
DISTRIBUTION FY 2024/25 BUDGET**

ACCOUNT NUMBER: 5800.30

ACCOUNT TITLE: Electric Service-Fixed

FY 24/25 Requested Budget	50,057
FY 23/24 Estimated Actual	48,604
Increase (Decrease)	1,453

Description:	Funds for electrical service for the Distribution Dept.	
\$	17,215	Suite B & C \$ 1,435/month
	1,626	ISO vaults (2) \$ 136/month
	9,866	Tanks (3) \$ 822/month
	3,385	Rectifiers (11) \$ 282/month
	4,909	EDV \$ 409/month
	13,056	SYPF \$ 1,088/month
\$	50,057	TOTAL

ACCOUNT NUMBER: 5800.31

ACCOUNT TITLE: Electric Service-Variable

FY 24/25 Requested Budget	521,600
FY 23/24 Estimated Actual	353,880
Increase (Decrease)	167,720

Description:	Funds for electrical service for the Distribution Department.	
	Acre feet pumped	1,304
	Cost per acre foot	\$400
	TOTAL \$	521,600

ACCOUNT NUMBER: 5800.40

ACCOUNT TITLE: Water/Sewer

FY 24/25 Requested Budget	2,500
FY 23/24 Estimated Actual	2,500
Increase (Decrease)	-

Description:	Funds for water and sewer service to the Distribution Department.	

ACCOUNT NUMBER: 5800.50

ACCOUNT TITLE: Telephone

FY 24/25 Requested Budget	18,325
FY 23/24 Estimated Actual	9,078
Increase (Decrease)	9,247

Description:	Funds for Distribution Department phones including long distance and cellular phone bills.	
\$	3,780	Tablet Service(7 tablets)
\$	7,525	General Phone
\$	3,240	Tablet Service
\$	3,780	man Down System
\$	18,325	Total

**CENTRAL COAST WATER AUTHORITY
DISTRIBUTION FY 2024/25 BUDGET**

ACCOUNT NUMBER: 5800.60

ACCOUNT TITLE: Waste Disposal

Description: Funds for trash service and removal of hazardous waste (waste oil) for the Distribution Department.

FY 24/25 Requested Budget	5,925
FY 23/24 Estimated Actual	5,185
Increase (Decrease)	740

\$	5,000	Trash service
	925	Hazardous waste removal
\$	5,925	TOTAL

ACCOUNT NUMBER: 5900.10

ACCOUNT TITLE: Insurance

Description: Funds for insurance coverage.

FY 24/25 Requested Budget	98,826
FY 23/24 Estimated Actual	78,463
Increase (Decrease)	20,363

\$	57,368	Property and Auto Insurance as apportioned by JPIA.
\$	41,459	General liability and E&O insurance pro rated by salary percentages.
\$	98,826	TOTAL

ACCOUNT NUMBER: 5900.40

ACCOUNT TITLE: Equipment Rental

Description: Funds for rental of equipment for the Distribution Department.

FY 24/25 Requested Budget	42,700
FY 23/24 Estimated Actual	39,500
Increase (Decrease)	3,200

\$	4,200	Portable toilets (4) \$1,000/year each
	10,000	General equipment rental
	3,500	Mowing
	25,000	Cachuma Lake bypass pipeline
\$	42,700	TOTAL

ACCOUNT NUMBER: 5900.50

ACCOUNT TITLE: Non-Capitalized Fixed Assets

Description: Funds for the purchase of non-capitalized equipment purchases. These equipment purchases are generally under \$10,000 in cost with an estimated useful life under 5 years.

FY 24/25 Requested Budget	10,000
FY 23/24 Estimated Actual	6,000
Increase (Decrease)	4,000

**CENTRAL COAST WATER AUTHORITY
DISTRIBUTION FY 2024/25 BUDGET**

ACCOUNT NUMBER: 5900.60

ACCOUNT TITLE: Computer Expenses

Description: Funds for computer expenses including minor software and equipment purchases, and service contracts.

FY 24/25 Requested Budget	115,807
FY 23/24 Estimated Actual	100,331
Increase (Decrease)	15,476

\$ 104,047	CompuVision, Annual Service Agreements, and Software Subscriptions
\$ 11,760	Software, New Computers, DSL Allowance and other computer services.
\$ 115,807	TOTAL

ACCOUNT NUMBER: 5900.70

ACCOUNT TITLE: Appropriated Contingency

Description: 2.0% of requested budget excluding variable electric costs.

FY 24/25 Requested Budget	65,842
FY 23/24 Estimated Actual	-
Increase (Decrease)	65,842



GTO Blow Off / Shutdown November 2022

Capital, Non-Capital & Extraordinary Projects

The Capital Improvements Projects (CIP) and Non-Capital Projects (NCP) is a component of the non-operating expense section of the budget. The CIP budget includes expenses for fixed asset/equipment purchases as well as the accumulation of expenditures for construction projects undertaken by the Authority. The NCP budget includes expenditures for facility, equipment, maintenance and repairs. The Extraordinary Project Program (EPP) at the end of the project section of the budget provides a list of both CIP and NCP with a \$75,000 cost threshold over the next ten years.

Central Coast Water Authority
Capital, Non-Capital & Extraordinary Projects
Fiscal Year 2024/25 Budget

The Capital Improvements Projects (CIP) and Non-Capital Projects (NCP) section is a component of the non-operating expense section of the budget. The budget for CIP includes expenditures for fixed asset/equipment purchases, the accumulation of expenditures associated with construction projects undertaken by the Authority. The NCP budget includes expenditures for facility, equipment, maintenance and repairs. The Extraordinary Project Program (EPP) at the end of this section provides a list of both Capital and Non-Capital Projects with a \$75,000 cost threshold and are anticipated occurring over the next ten years.

Total CIP and NCP budget for FY 2024/25 is \$2,060,730 and consists of 19 Capital Improvement Projects representing \$1,672,020 of the budget, and a budget of \$388,710 for 9 Non-Capital Projects.

Capitalization Criteria

The Authority capitalizes project expenditures and fixed asset purchases for those projects and assets that (1) are greater than \$10,000 and (2) have an estimated useful life longer than five years, with the exception of computer related equipment which is amortized over three years.

Principles used to determine what constitutes Capitalization:

- Fixing a defect or design flaw
- Creating an addition, physical enlargement or expansion
- Creating an increase in capacity, productivity or efficiency
- Rebuilding property after the end of its economic useful life
- Replacing a major component or structural part of the property
- Adapting property to a new or different use

Carry-Over

During the previous fiscal year, certain capital improvement projects were either not completed or started during the year. However, the Authority intends to complete these projects and expend the funds in the next fiscal year. Therefore, the items are treated as a “carry-over.” This means that the project is being carried forward from the previous fiscal year to the new fiscal year capital improvement budget. Additionally, the unused funds are moved from the previous fiscal year to the new fiscal year. Currently, it is not yet known if funds will need to be carried over from FY 2023/24 into FY 2024/25.

Funding of Capital Improvements (CIP) and Non-Capital Projects (NCP)

The FY 2024/25 CIP and NCP expenditures are entirely funded from Project Participant Assessments.

Central Coast Water Authority
Capital, Non-Capital & Extraordinary Projects
 Fiscal Year 2024/25 Budget

The following table shows the allocation of the FY 2024/25 Capital Improvements Projects and Non-Capital Projects by department and financial reach. Details for each of the proposed projects can also be found in this section.

FY 2024/25 Capital Improvement Projects (CIP)							
Capital Projects	Specific	Water Treatment					Total
	Financial Reach	Administration	Plant	Distribution	Turnouts		
Sludge Removal System Replacement Project	WTP	\$ -	\$ 153,090	\$ -	\$ -	\$ -	\$ 153,090
Concrete Maintenance of Basins at WTP	WTP	-	63,000	-	-	-	63,000
American Disabilities Act Compliant Automated Doors	WTP	-	28,350	-	-	-	28,350
Utility Water Header Replacement and Additional Assessment	WTP	-	111,930	-	-	-	111,930
Water Treatment Plant Central Uninterruptible Power Supply (UPS) Replacement	WTP	-	45,360	-	-	-	45,360
Fall Protection Improvements Sedimentation Basin	WTP	-	28,350	-	-	-	28,350
Access Control Phase 1	WTP	-	131,250	-	-	-	131,250
Pipeline Pigging Plan	MHII/SYI	-	-	105,000	-	-	105,000
Accusonic Meter Replacement	33B/34/SYII	-	-	130,410	-	-	130,410
Hydraulic Package Servicing	34	-	-	210,000	-	-	210,000
Chorro Valley Sleeve Valve Purchase	CHORRO TO	-	-	-	-	85,050	85,050
SCADA Server Replacement	WTP/DIST	-	19,845	19,845	-	-	39,690
Communication and Connectivity Project	WTP/DIST	-	19,845	19,845	-	-	39,690
Fall Prevention of Open Vault Lid	DIST	-	-	28,350	-	-	28,350
Crane Truck Replacement	DIST	-	-	198,450	-	-	198,450
Safety Officer Vehicle	DIST	-	-	56,700	-	-	56,700
OSHA Staircase for Tank 2, Tank 5 and the Backwash Tank at the WTP	33B/MHII/WTP	-	56,700	113,400	-	-	170,100
Charging Station Design	SYII/ADMIN	15,750	-	15,750	-	-	31,500
Water Treatment Plant Charging Station Design	WTP	-	15,750	-	-	-	15,750
Total Capital Projects:		\$ 15,750	\$ 673,470	\$ 897,750	\$ 85,050	\$ -	\$ 1,672,020
FY 2024/25 Non-Capital Projects (NCP)							
Maintenance, Repairs & Equipment Projects	Financial Reach	ADM	WTP	DIST	Turnouts	Total	
Tank 5 Sample Station	MHII	\$ -	\$ -	28,350	-	-	28,350
Tank 5 and 7 Potable Water Dive Inspection	MHII/SYI	-	-	42,000	-	-	42,000
Right-of-Way Erosional Issues – Reservoir Canyon	34	-	-	78,750	-	-	78,750
Right-of-Way Erosional Issues – Salamander Hill	38	-	-	78,750	-	-	78,750
Datto Appliance Replacement	ADMIN	11,340	-	-	-	-	11,340
WiFi Upgrade to Enterprise Grade	ADM/DIST/WTP	3,780	3,780	3780	-	-	11,340
Fortgate Double Redundant FireWall at WTP	WTP/DIST	-	11,340	11,340	-	-	22,680
Cloud-Based Phone Service RFB Preparation	ADMIN	26,250	-	-	-	-	26,250
CEQA Reviews	DIST/WTP	-	44,625	44,625	-	-	89,250
Total Maintenance, Repair & Equipment Projects:		\$ 41,370	\$ 59,745	\$ 287,595	\$ -	\$ -	\$ 388,710
TOTAL CAPITAL and NON-CAPITAL PROJECTS:		\$ 57,120	\$ 733,215	\$ 1,185,345	\$ 85,050	\$ -	\$ 2,060,730

Central Coast Water Authority
Capital, Non-Capital & Extraordinary Projects
 Fiscal Year 2024/25 Budget

The following tables provide details for each of the Capital Improvement Projects.

Description:	Sludge Removal System Replacement
Department:	WTP
Expanded Description	The Sludge Removal System at the Water Treatment Plant has reached the end of its service life. The original manufacturer of the equipment conducted an onsite assessment of the equipment in 2022 and made the recommendation to replace the equipment within five years, or by 2027. This will be the first phase of a three-phase replacement project. One basin will be re-equipped per year starting in 2025 and being completed by 2027. Also, spare parts sufficient to replace all components of one Basin will be procured as well.
Estimated Charge - Material	\$135,000
Tax (8%)	10,800
Contingency (5%)	<u>7,290</u>
Subtotal without CCWA Labor	\$153,090
CCWA Labor	<u>35,722</u>
Total Cost	\$188,812
Operating Budget Impact:	The Chain and Flight is required for the operation of the Sludge Removal System. Conventional surface water treatment continuously produces sludge, which must be removed to allow the treatment process to proceed. Consequently, if the Chain and Flight were to fail, the water treatment production rate would be significantly impaired and may even lead to the complete shutdown of treatment operations. This project will reduce the potential of a complete shutdown of water treatment operations through procuring a spare Chain and Flight in advance of a break-down event

Description:	Concrete Maintenance of Flocculation, Sedimentation, and Chlorine Contact Basin
Department:	WTP
Expanded Description	The Water Treatment Plant buildings are primarily concrete structures. CCWA staff's ongoing monitoring of these structures have documented some deterioration. CCWA retained HDR Engineering to conduct a detailed engineering concrete assessment, which was completed in FY 2022/2023. This phase of the project will include a review the assessment and development of engineering specifications and implementation schedule for the repair.
Estimated Charge - Contractor	\$60,000
Contingency (5%)	<u>3,000</u>
Subtotal without CCWA Labor	\$63,000
CCWA Labor	<u>6,829</u>
Total Cost	\$69,829
Operating Budget Impact:	The main issues related to concrete deterioration is the potential corrosion of the embedded reinforcing steel bars and related spalling of concrete and general cracking and seepage. A cost-effective strategy in managing deteriorating concrete with time is to systematically assess condition and to mitigation the issues identified in a well-planned implementation schedule. This process will greatly extend the life of the concrete structures.

Central Coast Water Authority
Capital, Non-Capital & Extraordinary Projects
 Fiscal Year 2024/25 Budget

Description:	WTP Charging Station Design
Department:	WTP
Expanded Description	New regulations issued by the California Air Resources Control Board will require CCWA to start purchasing zero emission vehicles, starting in 2027. This project is to design electrical charging stations at the Water Treatment Plant, Santa Ynez Pumping Plant and the Buellton Administrative Office.
Estimated Charge - Contractor	\$15,000
Contingency (5%)	<u>750</u>
Subtotal without CCWA Labor	\$15,750
CCWA Labor	<u>4,780</u>
Total Cost	\$20,530
Operating Budget Impact:	CCWA requires vehicles to transport staff to majors facilities for routine operation and maintenance functions. Consequently, CCWA owns a fleet of vehicles to serve this purpose and has a vehicle replacement policy for vehicles reaching a certain age and mileage. To prepare for the required purchase of zero emission vehicle, electrical charging stations will be needed. This project will locate and design charging stations to best serve CCWA need for charging electric vehicles. This will minimum the amount of time staff will spend on charging vehicles while out in the field and minimize disruption of work schedules.

Description:	American Disabilities Act Compliant Automated Doors
Department:	WTP
Expanded Description	HDR Engineering was retained to conduct an architectural review of the Water Treatment Plant buildings with respect to increasing office space and to ensure compliance American Disabilities Act requirements. One item that was identified was the open-assist door requirement for the building entrance and bathroom entrance. This project will consist of procuring the required equipment. CCWA staff will install the equipment following procurement.
Estimated Charge - Material	\$25,000
Tax (8%)	2,000
Contingency (5%)	<u>1,350</u>
Subtotal without CCWA Labor	\$28,350
CCWA Labor	<u>3,724</u>
Total Cost	\$32,074
Operating Budget Impact:	This is a compliance issue and will also increase workplace accessibility.

Central Coast Water Authority
Capital, Non-Capital & Extraordinary Projects
 Fiscal Year 2024/25 Budget

Description:	Utility Water Header Replacement and Additional Assessment
Department:	WTP
Expanded Description	The Water Treatment Plant is equipped with a Utility Water Distribution System. One component of this system is a set of pumps and associated discharge piping. Two leaks occurred in the discharge pipeline and were repaired by CCWA staff through welding a patch on the identified leaks. This project consists of replacing elements of the discharge piping and to continue the assessment of the piping system to determine the root cause of the observed corrosion pitting and degradation of the pipe’s mortar lining.
Estimated Charge - Contractor	\$85,000
Estimated Charge – Material	20,000
Tax (8%)	1,600
Contingency (5%)	<u>5,330</u>
Subtotal without CCWA Labor	\$111,930
CCWA Labor	<u>12,982</u>
Total Cost	\$124,912
Operating Budget Impact:	The Utility Water Header piping has observable corrosion damage of the metal and mortar lining of the piping. The cause is not fully understood. The purpose of the project is to replace sections of the impacted header piping and to identify the root cause of the damage. Through addressing the root cause, the service life of the header piping will be extended.

Description:	Water Treatment Plant Central UPS Replacement
Department:	WTP
Expanded Description	Although the Water Treatment Plant is equipped with an emergency backup electrical generator, there is a very short transition of power from the utility source to the backup generator source. For critical equipment, such as computers and laboratory instruments, the power supply needs to be continuous. To address this need, the WTP is also equipped with a central UPS system. The existing system has been in place for over ten years and has reached the end of its service life.
Estimated Charge - Material	\$40,000
Tax (8%)	3,200
Contingency (5%)	<u>2,160</u>
Subtotal without CCWA Labor	\$45,360
CCWA Labor	<u>11,503</u>
Total Cost	\$56,863
Operating Budget Impact:	The central UPS system serves to protect equipment that are sensitive to power supply interruptions. Through replacing the UPS at the end of its service life, the potential of failure of the device is minimized, which protects the equipment it services as well.

Central Coast Water Authority
Capital, Non-Capital & Extraordinary Projects
 Fiscal Year 2024/25 Budget

Description:	Fall Protection Improvements Sedimentation Basin
Department:	WTP
Expanded Description	This project is designed to enhance the existing fall protection program at the Water Treatment Plant. The concept is to increase the number of extraction points around the three large sedimentation basins at the plant. The railing will need to be modified and a Davitt arm base will need to be installed at three locations for each of the three basins.
Estimated Charge - Material	\$25,000
Tax (8%)	2,000
Contingency (5%)	<u>1,350</u>
Subtotal without CCWA Labor	\$28,350
CCWA Labor	<u>11,976</u>
Total Cost	\$40,326
Operating Budget Impact:	Although the fall protection program at the Water Treatment Plant complies with current safety regulations, this project will enhance the ability to extract employees if they are injured while conducting maintenance work within the Basins.

Description:	Access Control Phase 1
Department:	WTP
Expanded Description	A Technical Memorandum was prepared by CCWA's engineering consultant to review access control and security of CCWA facilities. The recommendations were to develop detailed specifications for migrating access control, intrusion alarms and video surveillance to one centralized platform. This is phase 1 of the project to begin the detailed design and specifications and to also replace the access control for the WTP.
Estimated Charge - Contractor	\$125,000
Contingency (5%)	<u>6,250</u>
Subtotal without CCWA Labor	\$131,250
CCWA Labor	<u>15,829</u>
Total Cost	\$147,079
Operating Budget Impact:	The current access control, intrusion alarms and video surveillance are functional but aging. Newer technology is available to greatly enhance security of CCWA facilities. One finding of the Risk and Resiliency Assessment of the CCWA operation indicated a need to enhance security to increase operational resiliency. The Technical Memorandum and this current project is in pursuit of this objective.

Central Coast Water Authority
Capital, Non-Capital & Extraordinary Projects
 Fiscal Year 2024/25 Budget

Description:	Pipeline Pigging Plan
Department:	MHII/SYI
Expanded Description	The pipeline operation has experienced significant nitrification over the last few years, with nitrification occurring in greater frequency and in greater magnitude. Although pipeline treatment systems are in place or under construction to address nitrification, the root cause of the nitrification, in part, has been determined to be associated with the biofilm of the pipeline in two specific locations. In consultation with water quality experts, it was determined that the next step in addressing the growing nitrification issue is to clean the pipeline interior through a process known as pigging. This process requires extensive planning and construction of deployment and extraction facilities within the pipeline and the construction of detention basins to contain pipeline discharges. This project will include the use of engineering consultant to develop the plan and to design the required pigging facilities upstream of Tank 5 and upstream of Tank 7.
Estimated Charge – Contractor	\$100,000
Contingency (5%)	<u>5,000</u>
Subtotal without CCWA Labor	\$105,000
CCWA Labor	<u>56,369</u>
Total Cost	\$161,369
Operating Budget Impact:	The onset of nitrification can lead to loss of disinfectant residuals, which is required for distribution system providing treated surface water. In order to prevent a complete shutdown of pipeline operations, adequate controls for nitrification are critical. Implementing this project will be part of the overall program to control nitrification and ensure continued pipeline operations.

Description:	Accusonic Meter Replacement
Department:	33B/34/SYII
Expanded Description	The pipeline has several Accusonic flow meters on the pipeline. These flow meters have reached the end of their service life. One meter has failed already and could not be repaired by the manufacturer. This project will be to replace the WTP Outlet, Tank 2, EDV and Bradbury Dam flow meters.
Estimated Charge - Material	\$115,000
Tax (8%)	9,200
Contingency (5%)	<u>6,210</u>
Subtotal without CCWA Labor	\$130,410
CCWA Labor	<u>16,747</u>
Total Cost	\$147,157
Operating Budget Impact:	The identified flow meters have reached the end of service life, with two meters failing in 2023. One of the failed meters could not be repair. Consequently, this project is to replace the meters before they fail. The meters are used to help provide information for pipeline operation and for monthly leakage assessments.

Central Coast Water Authority
Capital, Non-Capital & Extraordinary Projects
 Fiscal Year 2024/25 Budget

Description:	Hydraulic Package Servicing
Department:	34
Expanded Description	A hydraulic package is a system that provides the motive force to open and close major valves on the pipeline and at turnouts. This system uses pumps to pressurize hydraulic oil and includes equipment that facilitates the storage of hydraulic pressure to allow continued valve actuation in the event of a power failure. Since these systems are over 25 years old, CCWA’s engineering consultant was retained to conduct an evaluation of the hydraulic package units that are currently in place at some of the major facilities on the pipeline. The evaluation indicated that most of the hydraulic packages were in good operating conditions. However, the steel tubing that is in place within the hydraulic package for the Energy Dissipation Valve (EDV) facility is showing signs of corrosion and is in need of replacement. The new hydraulic lines will also need to be upgraded to stainless steel to prevent future corrosion. This project includes development of drawings and specifications for implementing this recommendation as well as the replacement work.
Estimated Charge - Contractor	\$200,000
Contingency (5%)	<u>10,000</u>
Subtotal without CCWA Labor	\$210,000
CCWA Labor	<u>28,601</u>
Total Cost	\$238,601
Operating Budget Impact:	The EDV is critical to the overall pipeline operation, as it controls the flow rate entering CCWA’s service area. One important aspect of the EDV operation is that the pressure on the upstream side of the EDV’s sleeve valve is approximately 500 psi and 250 psi on the downstream side. Due to this high pressure differential, a hydraulic package is necessary to open/close and throttle the sleeve valves, which is the main function of the EDV facility. In addition, due to the high hydraulic pressure generated in the hydraulic package hydraulic oil lines, any leak arising from corrosion presents a safety hazard to employees working near the system. This project is needed for employee safety and reliable operation of the pipeline.

Central Coast Water Authority
Capital, Non-Capital & Extraordinary Projects
 Fiscal Year 2024/25 Budget

Description:	Chorro Valley Sleeve Valve Purchase
Department:	CVTO
Expanded Description	Sleeve valves are specially designed valves that protect downstream piping from the effects of cavitation arising from large pressure drops across the valve. This project will be to replace the existing sleeve valve at the Chorro Valley Turnout, which is past its service life.
Estimated Charge - Material	\$75,000
Tax (8%)	6,000
Contingency (5%)	<u>4,050</u>
Subtotal without CCWA Labor	\$85,050
CCWA Labor	<u>21,999</u>
Total Cost	\$107,049
Operating Budget Impact:	The sleeve valve at the Chorro Valley Turnout throttles water flow that is conveyed to communities at much lower elevations than the turnout. Consequently, it is important to have a fully functional sleeve valve that is capable of properly sealing for full shutdown to protect downstream piping from over-pressurizing. This project is to replace the existing valve well before failure of the valve.

Description:	Charging Station Design Administrative Office and Pump Station
Department:	ADM/SYII
Expanded Description	New regulations issued by the California Air Resources Control Board will require CCWA to start purchasing zero emission vehicles, starting in 2027. This project is to design electrical charging stations at the Water Treatment Plant, Santa Ynez Pumping Plant and the Buellton Administrative Office.
Estimated Charge – Contractor	\$30,000
Contingency (5%)	<u>1,500</u>
Subtotal without CCWA Labor	\$31,500
CCWA Labor	<u>4,938</u>
Total Cost	\$36,438
Operating Budget Impact:	CCWA requires vehicles to transport staff to majors facilities for routine operation and maintenance functions. Consequently, CCWA owns a fleet of vehicles to serve this purpose and has a vehicle replacement policy for vehicles reaching a certain age and mileage. To prepare for the required purchase of zero emission vehicle, electrical charging stations will be needed. This project will locate and design charging stations to best serve CCWA need for charging electric vehicles. This will minimum the amount of time staff will spend on charging vehicles while out in the field and minimize disruption of work schedules.

Central Coast Water Authority
Capital, Non-Capital & Extraordinary Projects
 Fiscal Year 2024/25 Budget

Description:	SCADA Server Replacement
Department:	DIST/WTP
Expanded Description	The current Supervisory Control And Data Acquisition (SCADA) System Servers are at the end of their service life and require replacement. The current SCADA system utilizes two physical servers, with one server located in the WTP and the second server located in the Buellton Administrative Office. The servers are physical and each backs-up data from the others. CCWA also stores this data in the Datto service for remote data back-up.
Estimated Charge – Material	\$35,000
Tax (8%)	2,800
Contingency (5%)	<u>1,890</u>
Subtotal without CCWA Labor	\$39,690
CCWA Labor	<u>4,653</u>
Total Cost	\$44,343
Operating Budget Impact:	All network equipment have a stated service life to ensure proactive replacement of aging equipment as well as to take advantage of evolving technology. Through proactive replacement of equipment, break-down events are minimized, which ensures a more reliable operation.

Description:	Communication and Connectivity Project
Department:	DIST/WTP
Expanded Description	The CCWA Safety Committee identified a need to enhance the safety program through expanding communication and connectivity capability along the pipeline and within the Water Treatment Plant. This project will provide an enhanced communication link for staff at all major facilities and to also optimize communication capability from vehicles. This will improve the ability to call for assistance or rescue in the event of an accident or other event. A range of technologies will be selected and deployed to reduce the areas along the pipeline and within the WTP where there is no cell phone coverage or other communication system. A Work Group of staff has been formed to identify the technologies and locations for installation, which will be presented to the safety committee before implementation.
Estimated Charge – Material	\$35,000
Tax (8%)	2,800
Contingency (5%)	<u>1,890</u>
Subtotal without CCWA Labor	\$39,690
CCWA Labor	<u>7,062</u>
Total Cost	\$46,752
Operating Budget Impact:	CCWA staff routinely patrols the pipeline right-of-way and visits major pipeline facilities for servicing. Some of these facilities are in remote locations with no cell phone coverage. Although all major pipeline facilities are equipped with “fiber” phones that communicate through

Central Coast Water Authority
Capital, Non-Capital & Extraordinary Projects
 Fiscal Year 2024/25 Budget

	the CCWA fiber optic cable network, the Safety Committee identified the need to expand communication capability to reach a greater portion of the facilities beyond one “fiber” phone device. The major pipeline facilities are typically large in area and have many concrete vaults in which staff enter where there are no communication currently possible. This project addresses staff’s safety concerns in working in remote locations with relatively limited communication capability.
--	---

Description:	Fall Prevention of Open Vault Lid
Department:	DIST
Expanded Description	The Safety Committee identified a fall hazard when vault lids are open. Current safety regulations states that when there is a floor opening, such as a vault with an open lid, the opening must be guarded at all times a physical barrier should be installed. This project includes the procurement of equipment designed to address this requirement. This will be the first phase of a multi-phase project, as the equipment may potentially be installed within every vault on the pipeline. This first phase will be a pilot test to evaluate the feasibility of installing in all vaults in subsequent fiscal years.
Estimated Charge – Material	\$25,000
Tax (8%)	2,000
Contingency (5%)	<u>1,350</u>
Subtotal without CCWA Labor	\$28,350
CCWA Labor	<u>7,062</u>
Total Cost	\$35,412
Operating Budget Impact:	This project is designed to enhance the existing fall protection safety program and to reduce the risk of employee injury from falls into vaults.

Description:	Crane Truck Replacement
Department:	DIST
Expanded Description	The Crane Truck is well over ten years old and is requiring increasingly higher maintenance costs. Consistent with the CCWA vehicle replacement policy, a new Crain truck will be procured.
Estimated Charge – Material	\$175,000
Tax (8%)	14,000
Contingency (5%)	<u>9,450</u>
Subtotal without CCWA Labor	\$198,450
CCWA Labor	<u>1,715</u>
Total Cost	\$200,165
Operating Budget Impact:	The CCWA replacement policy is to replace trucks once they either have reached 125,000 miles or are over 10 years in age. The Crain Truck is over 19 years old, and is having a increased repair costs. The mileage is low due to only using the vehicle for project work.

Central Coast Water Authority
Capital, Non-Capital & Extraordinary Projects
 Fiscal Year 2024/25 Budget

Description:	Safety Officer Vehicle Replacement
Department:	DIST
Expanded Description	The Safety Officer’s Vehicle requires replacement.
Estimated Charge – Material	\$50,000
Tax (8%)	4,000
Contingency (5%)	<u>2,700</u>
Subtotal without CCWA Labor	\$56,700
CCWA Labor	<u>1,770</u>
Total Cost	\$58,470
Operating Budget Impact:	The CCWA replacement policy is to replace trucks once they either have reached 125,000 miles or are over 10 years in age. The Safety Officer Truck will exceed 125,000 miles by the time FY 2024/2025 begins.

Description:	OSHA Staircase for Tank 2, Tank 5 and the Backwash Tank WTP
Department:	33B/MHII/WTP
Expanded Description	There is a need for OSHA compliant stair case at Tank 2, Tank 5 and the Backwash Tank at the WTP. This is part of CCWA’s effort to reduce fall hazards at CCWA facilities. This project will purchase the materials needed to construct the stair cases at the three locations, following the design prepared by CCWA engineering consultant in FY 23/24. CCWA staff will assemble the staircase and will subcontract foundations.
Estimated Charge – Material	\$150,000
Tax (8%)	12,000
Contingency (5%)	<u>8,100</u>
Subtotal without CCWA Labor	\$170,100
CCWA Labor	<u>52,697</u>
Total Cost	\$222,797
Operating Budget Impact:	Tank 2 and 5 are 19.5 feet tall and the top of these tanks are accessed by a fixed ladder attached to the side of each tank. This elevation is just below the threshold for OSHA fall restraint measures. Also, the Backwash Tank at the WTP is approximately 15 feet high and also has a fixed ladder attached. Although there are no OSHA requirements for these heights, they still represent a fall hazard to CCWA staff. There are three options to provide engineered safety controls and they include (1) ladder cages, (2) fall restrain cable systems and (3) replace the ladder with stairs. Studies have shown that ladder cages do not provide an added safety benefit and consequently OSHA intends to eliminate them as an acceptable fall protection system in the near future. The fall restraint cable systems require staff to decouple the system from their harness at the edge of the tank top, which presents a fall hazard. The most desirable option is to provide OSHA complaint stairs adjacent to each Tank. This will significantly reduce fall hazard for CCWA staff as well as regulatory personnel and contractors that may need to access the top of each Tank. Through reducing fall hazards, the costs associated with the injury of employees and other personnel are avoided.

Central Coast Water Authority
Capital, Non-Capital & Extraordinary Projects
 Fiscal Year 2024/25 Budget

Non-Capitalized Projects

CCWA operates the Coastal Branch Extension for DWR through an Operations and Maintenance Agreement. Therefore, all expenses associated with the repairs and maintenance of the DWR portion of the Coastal Branch Extension are funded through the CCWA O&M assessments. Additionally, certain portions of the facilities around the Polonio Pass Water Treatment are owned by DWR but also operated and maintained by CCWA, such as the access road to the Water Treatment Plant. Since CCWA does not own the DWR facilities, capital related expenditures may not be capitalized as an asset on its books. The account also includes funding for projects on CCWA owned portions of the Water Treatment Plant which are considered extraordinary expenses, but which are not eligible for capitalization.

The following tables provide details for each of the Non-Capital Projects.

Description:	Tank 5 Sample Station
Department:	MHII
Expanded Description	The current sample point located downstream of the Tank 5 outlet chlorination systems is too close to provide samples that can accurately reflect the results of treatment. A sample location further downstream of the treatment system is needed to assess the treatment operation. This project will design and install a downstream of treatment sampling station.
Estimated Charge - Material	\$25,000
Tax (8%)	2,000
Contingency (5%)	<u>1,350</u>
Subtotal without CCWA Labor	\$28,350
CCWA Labor	<u>5,578</u>
Total Cost	\$33,928
Operating Budget Impact:	Due to the current sample station downstream of the Tank 5 outlet chlorination system being too close, staff needs to collect samples from and air vacuum-air release valve downstream of the treatment operation. This sample location is not ideal because the water travel time can be up to an hour and sample collection from an AV/AR valve is not ideal. The installation of a proper sample station will reduce staff time in sample collection and provide improved sample collection and treatment operation.

Central Coast Water Authority
Capital, Non-Capital & Extraordinary Projects
 Fiscal Year 2024/25 Budget

Description:	Tank 5 and 7 Potable Water Dive Inspection
Department:	MHII/SYI
Expanded Description	The American Water Works Association recommends that distribution tanks be inspected once every five years. It has been over five years since the last tank inspection. CCWA staff recommends implementing the tank inspection program in three phases. This is the first of three phases project and will include inspection of the Tank 5 and 7.
Estimated Charge - Contractor	\$40,000
Contingency (5%)	<u>2,000</u>
Subtotal without CCWA Labor	\$42,000
CCWA Labor	<u>15,158</u>
Total Cost	\$57,158
Operating Budget Impact:	Tank inspections and cleaning are an important element of distribution system maintenance. Tanks that are not routinely inspected and cleaned can create biological contamination issues, including nitrification. Proper inspection and cleaning can prevent the added costs to responding to biological contamination or nitrification events. Phasing the tank inspection program, over a three year period will also reduce the annual cost of the program to more manageable levels.

Description:	Right-of-Way Erosional Issues – Reservoir Canyon
Department:	REACH 34
Expanded Description	Through routine inspection of the pipeline Right-of-Way, significant erosion has been identified within the Reservoir Canyon Area in San Luis Obispo County. This project will include a CEQA review and other environmental requirements prior to repair work. The scope of repair will generally consist of clearing and grubbing of the repair locations, placement and compaction of a limited quantity of fill materials over exposed section of pipe or fiber optic cable, use of onsite soils to fill erosional cuts, re-seeding and placement of erosional control materials.
Estimated Charge - Contractor	\$75,000
Contingency (5%)	<u>3,750</u>
Subtotal without CCWA Labor	\$78,750
CCWA Labor	<u>16,714</u>
Total Cost	\$95,464
Operating Budget Impact:	Erosional damage requires repair to both protect exposed CCWA facilities and to prevent expansion of the erosional damage from subsequent storms

Central Coast Water Authority
Capital, Non-Capital & Extraordinary Projects
 Fiscal Year 2024/25 Budget

Description:	Right-of-Way Erosional Issues – Salamander Hill
Department:	DIST/SYII
Expanded Description	Through routine inspection of the pipeline Right-of-Way, significant erosion has been identified within an area known as Salamander Hill in north Santa Barbara County. This project will include a CEQA review and other environmental requirements prior to repair work. The scope of repair will generally consist of clearing and grubbing of the repair locations, placement and compaction of a limited quantity of fill materials over exposed section of pipe or fiber optic cable, use of onsite soils to fill erosional cuts, re-seeding and placement of erosional control materials.
Estimated Charge - Contractor	\$75,000
Contingency (5%)	<u>3,750</u>
Subtotal without CCWA Labor	\$78,750
CCWA Labor	<u>16,714</u>
Total Cost	\$95,464
Operating Budget Impact:	Erosional damage requires repair to both protect exposed CCWA facilities and to prevent expansion of the erosional damage from subsequent storms

Description:	Datto Appliance Replacement
Department:	ADMIN
Expanded Description	CCWA has utilized the services of Datto, a cloud-based remote data storage system. One element of this service is to maintain appliance hardware that is designed to receive data from the CCWA Storage Area Network Device, encrypt the data, then to securely transmit the encrypted data to the Datto secure cloud data storage system. The existing device has reached the end of its service life of five years and needs to be replaced with a newer upgraded device. This project will be to procure and install this new device.
Estimated Charge - Material	\$10,000
Tax (8%)	800
Contingency (5%)	<u>540</u>
Subtotal without CCWA Labor	\$11,340
CCWA Labor	<u>4,653</u>
Total Cost	\$15,993
Operating Budget Impact:	Cloud based remote data storage systems have significantly improved security over the last few years, with full data encryption in transit and at rest. This feature is coupled with additional security scans that are more frequent and more sophisticated than typically utilized in networks like CCWA's network. In terms of business continuity, a cloud based remote data backup system allows for immediate return of network operations following a disaster through allowing use of CCWA's virtual servers directly from the cloud, which is exercised annually as part of CCWA emergency preparedness practice.

Central Coast Water Authority
Capital, Non-Capital & Extraordinary Projects
 Fiscal Year 2024/25 Budget

Description:	WiFi Upgrade to Enterprise Grade
Department:	ADM/DIST/WTP
Expanded Description	CCWA utilizes WiFi Routers within selected facilities to increase worker productivity. As part of the continuous improvement efforts for the CCWA network, CCWA network consultant is recommending an upgrade to enterprise grade WiFi equipment due to higher reliability and enhanced security features. This project will be to procure and install this new equipment.
Estimated Charge – Material	\$10,000
Tax (8%)	800
Contingency (5%)	<u>540</u>
Subtotal without CCWA Labor	\$11,340
CCWA Labor	<u>4,653</u>
Total Cost	\$15,993
Operating Budget Impact:	All network equipment have a stated service life to ensure proactive replacement of aging equipment as well as to take advantage of evolving technology. Through proactive replacement of equipment, break-down events are minimized, which ensures a more reliable operation.

Description:	Fortigate Double Redundant FireWall at WTP
Department:	DIST/WTP
Expanded Description	This project is a continuation of a multi-phase project of upgrading the CCWA Firewalls from the Sonic Wall Firewall to the Fortigate Double redundant Firewall. The existing Sonic Wall Firewall is at the end of its service life and the Fortigate FireWall represents a significant upgrade in terms of it reliable and security functions.
Estimated Charge – Material	\$20,000
Tax (8%)	1,600
Contingency (5%)	<u>1,080</u>
Subtotal without CCWA Labor	\$22,680
CCWA Labor	<u>4,653</u>
Total Cost	\$27,333
Operating Budget Impact:	All network equipment have a stated service life to ensure proactive replacement of aging equipment as well as to take advantage of evolving technology. Through proactive replacement of equipment, break-down events are minimized, which ensures a more reliable operation.

Central Coast Water Authority
Capital, Non-Capital & Extraordinary Projects
 Fiscal Year 2024/25 Budget

Description:	Cloud-Based Phone Service RFB Preparation
Department:	ADMIN
Expanded Description	CCWA currently utilizes a cloud-based Phone System, which is a service-based contract. There have been issues related to the service of the current vender. Consequently, a proper Request for Bids needs to be prepared so that a competent vender can be procured. The RFB document needs to be crafted in a manner to exclude vendors that might present the same issues encountered with the current vender. This project will include retaining CCWA’s network service consultant to prepare the technical specifications to meet the stated objectives.
Estimated Charge - Contractor	\$25,000
Contingency (5%)	<u>1,250</u>
Subtotal without CCWA Labor	\$26,250
CCWA Labor	<u>6,132</u>
Total Cost	\$32,382
Operating Budget Impact:	The CCWA phone system currently provides online meeting, messaging and telephone service. It is a vital part of the CCWA operation and there is a need to upgrade the service to a higher level that what CCWA has received from its current vender.

Description:	CEQA Reviews
Department:	DIST/WTP
Expanded Description	Projects that will require CEQA Review include Tank 7 access road, Carports at SYPP and WTP, Erosion Repair and two locations on pipeline, Tank 5/7 chloramination facilities, Riser Repair.
Estimated Charge - Contractor	\$85,000
Contingency (5%)	<u>4,250</u>
Subtotal without CCWA Labor	\$89,250
CCWA Labor	<u>24,519</u>
Total Cost	\$113,769
Operating Budget Impact:	The California Environmental Protection Act requires that all discretionary project be reviewed to determine the proper environmental review process is implemented. This is a regulatory requirements.

Central Coast Water Authority
Capital, Non-Capital & Extraordinary Projects
Fiscal Year 2024/25 Budget

FORMAL EXTRAORDINARY PROJECT PROGRAM

CCWA staff and an experienced engineering consultant worked together to develop a formal Extraordinary Project Program (EPP). As the various facilities and systems that are operated and maintained by CCWA age, there will be a need for projects to replace, refurbish and improve those facilities and systems. Not only will the number of these kinds of projects increase but their magnitude in both costs and potential impact on operations will increase as well. In addition, the Board may find that the CCWA System can be improved or modified to provide additional benefits to CCWA Participants. Consequently, there is a need to carefully consider what specific projects are needed or desired by the Board and to plan and schedule their implementation. The project identification, planning, prioritization and scheduling steps were foundational in the preparation of the formal EPP.

Another important purpose of a formal EPP is that it provides a format in which to communicate to the Board a more comprehensive long range plan for the CCWA system operation and development. In the past, Staff presented projects to the Board through the annual budgeting process. All projects were funded on a current year basis and included in the Authority's draft budget, which was submitted to the Board of Directors for approval. Because this process did not provide a full view of multi-year projects nor provide a definitive long term plan, in Fiscal Year 2017/18 Staff developed the formal EPP to adequately communicate to the Board the current work of careful planning and prioritizing of projects.

As with all EPPs, the basic elements include the following:

- Identification of Projects. Since the purpose of a formal EPP is to communicate the long term development plans for the CCWA System, it is important to identify the size of the projects to bring to the Board's attention. For the purposes of initial evaluation, CCWA staff has used \$75,000 as the threshold level in which to include a project in the EPP. The Board may decide to increase or decrease this threshold level.

In terms of identifying projects, there are two kinds of projects: (1) projects identified through routine facility assessments and (2) projects that improve the CCWA system and provide additional benefits to CCWA Participants, such as expanding the water treatment plant.

- Identify Funding for Projects. For the CCWA operation, all funding of projects occurs through the annual budgeting process for the CCWA operation. However, for large projects, the Board may decide to direct staff to pursue grant funding opportunities. Since applying for grants is a project in itself and may require an extended timeframe to secure a grant, this may be the first step in developing a project.

Central Coast Water Authority
Capital, Non-Capital & Extraordinary Projects
Fiscal Year 2024/25 Budget

- **Budgeting Project.** A formal EPP allows the Board to fully consider the costs and schedule of a multi-year project. In addition, annual updates of the EPP will allow updates to project costs estimates and other important updates for the Board to consider. This is an improvement on the prior method of submitting projects on a current year budget basis only.

- **Implementing Projects.** A standard project management approach is utilized in organizing and implementing projects. Every project is described, in terms of cost and schedule, as a multi-phased project to include the phases shown below:
 - **Project initiation.** Once a project is identified, staff will need to prepare a description of the project as well as provide justification for the project. This is the very early stages of the project and is the basis for initial approval. If the project is approved, the next step will be implemented.

 - **Planning/Predesign.** For large projects, preliminary engineering is required to estimate the order of magnitude scope and cost of the project. Either staff or a consulting engineer can be utilized in developing these estimates. Following this step, the Board may want to provide additional review as to whether to approve the project for further development.

 - **Design.** Once a project has been approved by the Board, the project will be designed by a consulting engineering firm. If the design contract exceeds \$30,000, staff will request approval from the Board before awarding the contract, consistent with the CCWA Purchasing Policies. Generally, the design will be incorporated into a Request-For-Bids (RFB) document, using CCWA's standard contracts and front end specifications for public works projects.

 - **Construction Bid and Award.** Once the RFB is finalized, it will be advertised as required by public procurement regulations. The competitive bidding process will follow established public works project protocol. Once bids have been publicly opened, the Bids will be reviewed to determine if the contractor is responsible and if the Bid was responsive to Bid Documents. Once this process is completed, the lowest responsible and responsive Bid will be presented to the Board for consideration for contract award.

 - **Construction.** The construction phase will include the efforts of CCWA staff and engineering inspectors to closely monitor the progress of the construction to ensure adherence to the requirements of the Contract Documents as well as identify potential changes to the work that may be to CCWA's benefit. Staff will provide periodic updates to the Board and may also potentially request modifications of the work underway.

Central Coast Water Authority
Capital, Non-Capital & Extraordinary Projects
Fiscal Year 2024/25 Budget

- Post Construction. This step is critical in terms of releasing the contractor from the project through verifying work was completed as required by the Contract Documents, all releases from future contractor and subcontractor claims have been secured and that as built records are completed.

Central Coast Water Authority
Capital, Non-Capital & Extraordinary Projects
 Fiscal Year 2024/25 Budget

CCWA staff prepared the following table to show the current thinking of the long term projects over a ten year planning horizon. As indicated earlier, CCWA staff proposes to utilize the services of an experienced engineering consultant to assist with the development of a formal EPP. This process will likely include collaboration with participants to gain consensus with a long term plan for the CCWA System.

Major Facilities	Total Budget	FY 24/25	FY 25/26	FY 26/27	FY 27/28	FY 28/29	FY 29/30	FY 30/31	FY 31/32	FY 32/33	FY 33/34
Network											
SCADA Upgrade - 2Yr	\$400,000					\$200,000	\$200,000				
PLC Upgrade - First Phase	\$300,000										\$300,000
Distribution General											
Pipeline Pigging TM	\$100,000	\$100,000									
Air Vac Replacement	\$405,800	\$405,800									
Pavement Overlays (Mesa Verde Road)	\$200,000				\$200,000						
Tank 7 Access Road Overlay	\$100,000		\$100,000								
Hydraulic Package Improvements	\$200,000	\$200,000									
Erosion Repair - Salamander Hill	\$75,000	\$75,000									
Erosion Repair Reservoir Canyon	\$75,000	\$75,000									
Crane Truck	\$175,000	\$175,000									
Access Control/Security Cam/Intrusion Alarm	\$200,000		\$125,000	\$75,000							
Water Treatment Plant											
Access Control/Security Cam/Intrusion Alarm	\$200,000	\$125,000	\$75,000								
Granular Activated Carbon	\$1,200,000							\$400,000	\$400,000	\$400,000	
Permanent Install of PAC System - 1 Yr	\$2,200,000			\$200,000	\$2,000,000						
West Slope Drainage Improvements - 2 Yr	\$2,200,000		\$200,000			\$2,000,000					
Sludge Collector System - 3 year	\$450,000	\$150,000	\$150,000	\$150,000							
Lining of Chlorine Contact Basin - 3 Yr	\$1,200,000		\$75,000	\$375,000	\$375,000	\$375,000					
Lining of Filters - 4 Yr	\$900,000						\$300,000	\$300,000	\$300,000		
Polymer Mixer Tank - 2 Phases	\$200,000	\$75,000	\$125,000								
Slurry Seal Access Road - 1 Yr	\$125,000			\$125,000							
Utility Water Header System Repair	\$85,000	\$85,000									
EDV											
Hydraulic Package Refurbishment - 1 Yr	\$125,000	\$125,000									
Bradbury Dam											
Permanent Bypass Piping System	\$325,000		\$325,000								
Estimated Yearly Totals		\$1,590,800	\$1,175,000	\$925,000	\$2,575,000	\$2,575,000	\$500,000	\$700,000	\$700,000	\$400,000	\$300,000



Cachuma Lake Alternate Release Point Project January 2023

Reserves and Cash Management

The Reserves and Cash Management section of the 2024/25 Budget includes information regarding the Authority's O&M Reserve Fund, Rate Coverage Reserve Fund and cash management information.

Highlights

<u>FY 24/25 Total Reserve Balances</u>	\$17,676,056
• O&M Reserve Fund	\$ 2,000,000
• Rate Coverage Reserve Fund	\$ 9,781,001
• DWR Reserve Fund	\$ 5,981,977

Central Coast Water Authority
Reserves and Cash Management
Fiscal Year 2024/25 Budget

This section of the Budget discusses the three cash reserves maintained by the Authority; the Operations and Maintenance Reserve Fund and the Rate Coverage Reserve Fund, and the DWR Reserve Fund. This section also discusses the Authority's cash management policies and the CCWA project participant investment pool.

Operations and Maintenance Reserve Fund Policy

During its December 18, 1997 regular meeting, the Board of Directors approved an "Operations and Maintenance Reserve Policy" as follows:

Purpose: The O&M Reserve Fund is intended to provide a mechanism for the Authority to undertake immediately unanticipated operation and maintenance activities, including emergency repairs, for which funds are not otherwise immediately available.

Contributions: Contributions to the O&M Reserve Fund are mandatory. Each Authority Contractor shall maintain on deposit with Authority in said Fund an amount of money equal to its pro-rata share of the Fund target size of \$2 million, which share is that Contractor's Water Supply Agreement Project Allotment divided by the Project Allotments held by all Authority Contractors. Each Contractor's initial contribution to the O&M Reserve Fund shall be drawn from cash held by Authority on behalf of the Contractor as of the date of the Fund's creation. If the Fund balance is reduced below \$2 million, Authority shall be authorized to (i) transfer into said Fund excess operating assessments and investment income from the Fund, and (ii) notify the participating Contractor if an additional contribution is necessary, in which event the contractor shall deposit an additional contribution within sixty-days (60) of the Authority notice.

Administration: The Treasurer shall invest funds held in the O&M Reserve Fund in liquid money market accounts (for example, LAIF) so that the funds shall be immediately available. O&M Reserve Fund investment earnings shall be considered to credit each Authority Contractor with respect to that Contractor's June 1 payment to Authority, except to the extent said earnings are needed to be retained to ensure that the Contractor's share of the Fund is fully funded, or as otherwise directed by the Contractor. The Treasurer shall prepare and disseminate to all Contractors a quarterly statement concerning the O&M Reserve Fund.

Central Coast Water Authority
Reserves and Cash Management
 Fiscal Year 2024/25 Budget

Use of Fund: Monies held in the O&M Reserve Fund may be expended only upon authorization of the Board of Directors for unanticipated operating and maintenance activities, including by way of example only: repair of earthquake-caused damage to Authority facilities; unanticipated need to purchase chemicals; major emergency repair or replacement of equipment; reserve for legal judgments. In the event that monies from the O&M Reserve Fund are expended for an activity which is to be funded by certain Contractors and not other Contractors (for example, repair of a certain reach of the pipeline), then (i) it is permissible to expend from the Fund an amount which exceeds the monies on deposit by those Contractors who are obligated to fund the activity under the WSA, and (ii) said Contractors shall replenish said Fund as quickly as possible, and in no event later than one year, including payment of interest on monies expended which exceeded the amount on deposit by said Contractors.

The following table shows the allocation of the Operations and Maintenance Reserve Fund by project participant.

Operations and Maintenance Reserve Fund

Project Participant	Table A Amount	% of Table A	Operating Reserve
City of Buellton	578	1.48%	\$ 29,582
Carpinteria Valley Water District	2,000	5.12%	102,359
Goleta Water District	4,500	11.52%	230,309
City of Guadalupe	550	1.41%	28,149
La Cumbre Mutual Water Company	1,000	2.56%	51,180
Montecito Water District	3,000	7.68%	153,539
Morehart Land Company	200	0.51%	10,236
City of Santa Barbara	3,000	7.68%	153,539
Raytheon Systems Company	50	0.13%	2,559
City of Santa Maria	16,200	41.46%	829,111
Santa Ynez RWCD, I.D. #1	2,000	5.12%	102,359
Golden State Water Company	500	1.28%	25,590
Vandenberg Space Force Base	5,500	14.07%	281,488
TOTAL	39,078	100.00%	\$ 2,000,000

Central Coast Water Authority
Reserves and Cash Management
Fiscal Year 2024/25 Budget

Rate Coverage Reserve Fund

During its December 18, 1997 regular meeting, the Board of Directors also adopted the “Rate Coverage Reserve Fund” policy as follows:

Purpose: The Rate Fund is intended to provide a mechanism to allow the Authority Contractors to satisfy a portion of their obligation under Section 20(a) of the Water Supply Agreement (WSAs) to impose rates and charges sufficient to collect 125% of their Contract Payments (as therein defined).

Contributions: Contributions to the Rate Fund are voluntary. During each year of participation, an Authority Contractor, which has elected to participate in the Rate Fund, shall maintain on deposit with the Authority in said Fund an amount of money, when combined with the moneys on deposit in the O&M Reserve Fund, sufficient to constitute all or a portion of 25% of that Contractor’s Contract Payments with respect to that year. A participating Contractor’s initial contribution to the Rate Fund may be drawn from cash held by the Authority on behalf of the Contractor as of the date of the Fund’s creation. In each subsequent year, the Authority shall notify the participating Contractor if an additional contribution is desired and the Contractor shall deposit said additional contribution within sixty-days (60) of the Authority notice. Voluntary contributions to the Fund by a Contractor may be made at any time, but shall not be considered with regard to satisfying the Contractor’s obligations until the subsequent July 1. For example to act as a credit for Fiscal Year 1998/99, a deposit must be received by the Authority prior to July 1, 1998. However, in the first year of the Fund’s creation, each Authority Contractor may elect to deposit additional funds into the Rate Fund within the first 30 days after adoption of this policy by the Authority Board of Directors. These balances will be counted toward the coverage calculations for FY 1997/98.

Withdrawal: A Contractor may withdraw from the Rate Fund effective 180 days after it submits written documentation to the Authority that is in compliance with its WSA rate coverage obligations without considering the Fund.

Central Coast Water Authority
Reserves and Cash Management
 Fiscal Year 2024/25 Budget

Administration: Investments of deposits in the Rate Coverage Reserve Fund will be in Permitted Investments described in clause (A) of the definition thereof contained in the Indenture of Trust, dated as of November 1, 1996, with maturities of one year or less or in the Local Agency Investment Fund. Rate Fund investment earnings shall be credited to the Contractors account within the Fund except to the extent the Contractor directs the Authority to credit said earnings to the Contractor’s payments obligations or as otherwise directed by the Contractor. Deposits and related earnings on deposits for each project participant will be accounted for on an individual project participant basis even if commingled for investment purposes. The Treasurer shall prepare and disseminate to all Contractors a quarterly statement concerning the Rate Fund.

Use of Funds: Monies in the Rate Fund shall not be expended for any purpose, except upon approval of the Board of Directors (i) for emergency expenses, and (ii) to the extent necessary to supplement funds available from the O&M Reserve Fund provided that the Contractor submits written documentation to the Authority that it is in compliance with its WSA rate coverage obligations without considering the proposed expenditure from the fund.

The following table shows the Rate Coverage Reserve Fund balances, including interest income as of January 31, 2024. Participation in the fund for FY 2024/25 is not yet known. Prior to June 30, 2024, each project participant will be notified of the allowable deposit in the Rate Coverage Reserve Fund for FY 2023/24.

FY 2023/24 Rate Coverage Reserve Fund

Project Participant	FY 2023/24 Deposit
City of Buellton	\$ 274,861
Carpinteria Valley Water District	890,406
City of Guadalupe	191,839
La Cumbre Mutual Water Company	400,354
Montecito Water District	1,547,172
City of Santa Maria	5,350,644
Santa Ynez, RWCD, I.D. #1 (Solvang)	632,101
Santa Ynez, RWCD, I.D. #1	477,355
County of San Luis Obispo (Shandon)	16,268
TOTAL:	\$ 9,781,001

Central Coast Water Authority
Reserves and Cash Management
Fiscal Year 2024/25 Budget

DWR Reserve Fund Policy

During its March 28, 2019 regular meeting, the Board of Directors approved a “DWR Reserve Fund Policy” as follows:

Purpose: The DWR Reserve Fund is intended to provide a funding source for payments to the State of California Department of Water Resources (DWR) when there is a difference between estimates used to prepare the DWR portion of the annual CCWA budget and the actual amounts billed to the Authority by DWR.

Contributions: Contributions to the DWR Reserve Fund are voluntary. Project Participants wanting to participate in the DWR Reserve Fund shall notify the Authority of such intent. The Authority will in turn, notify the participating Project Participant of its “Target DWR Reserve Fund Amount” (Target Amount). The Target Amount will be equal to the participating Project Participant’s proportional share of a \$10 million allocation of DWR Transportation Minimum OMP&R charges as calculated in the most recent DWR Statement of Charges at the time the DWR Reserve Fund Policy is approved by the CCWA Board of Directors, and updated periodically.

Funding of each participating Project Participant’s share of the DWR Reserve Fund will come from a combination of (1) CCWA Operating Expense budget surpluses, if any (2) Interest earnings on funds held in all other accounts on behalf of the participating Project Participant and (3) excess amounts, if any, from any of the DWR Statement of Charges cost components.

After the participating Project Participant’s share of the DWR Reserve Fund has been fully funded up to the participating Project Participant’s Target Amount, the credits, interest earnings and excess DWR amounts will be returned to the participating Project Participant as a credit against future bills from the Authority.

If the balance of the participating Project Participant’s DWR Reserve Fund falls below the Target Amount, the Authority will retain the credits listed above until the balance once again equals the Target Amount.

Central Coast Water Authority
Reserves and Cash Management
Fiscal Year 2024/25 Budget

Withdrawal: A participating Project Participant may withdraw from the DWR Reserve Fund by notifying the Authority in writing of its request to withdraw its funds on deposit in the DWR Reserve Fund. Within 60 days, the Authority will either credit the funds on deposit against the participating Project Participant's next invoice from the Authority, or at the request of the participating Project Participant, issue a check for the refund of the deposit amount.

Administration: The Treasurer shall invest funds held in the DWR Reserve Fund in liquid money market accounts (for example, LAIF) so that the funds shall be immediately available. DWR Reserve Fund investment earnings shall be redeposited into the DWR Reserve Fund for each participating Project Participant up to the Target Amount. The Treasurer shall prepare and disseminate to all Contractors a quarterly statement concerning the DWR Reserve Fund.

Use of Fund: Monies held in the DWR Reserve Fund may be used by the Authority to fund the difference between the estimates used for billing purposes to the participating Project Participants for the annual DWR Statement of Charges (all fixed cost components) and the actual Statement of Charges received from DWR.

The following table shows the DWR Reserve funding target, fund balance as of June 30, 2023, the estimated transfer for FY 2023/24 and the balance remaining to fully fund the DWR Reserve Fund by project participant:

Central Coast Water Authority
Reserves and Cash Management
 Fiscal Year 2024/25 Budget

DWR Reserve Fund Target and Fund Balance

Project Participant	Table A Amount	% of Table A	DWR Reserve Fund Target ⁽¹⁾	DWR Reserve Fund Balance ⁽²⁾	Estimated Transfer for FY 2023/24	Remaining Funds to Meet Target
Guadalupe	550	1.41%	\$ 140,744	\$ 146,666	\$ -	\$ (5,921)
Santa Maria	16,200	41.46%	4,145,555	4,375,534	-	(229,979)
Golden State Water Co.	500	1.28%	127,949	95,548	-	32,402
Vandenberg SFB ⁽³⁾	5,500	14.07%	-	-	-	-
Buellton	578	1.48%	147,909	128,663	10,178	9,069
Santa Ynez (Solvang)	1,500	3.84%	383,848	349,184	33,391	1,272
Santa Ynez	500	1.28%	127,949	130,920	-	(2,971)
Goleta ⁽³⁾	4,500	11.52%	-	-	-	-
Morehart Land	200	0.51%	51,180	43,719	7,461	-
La Cumbre	1,000	2.56%	255,898	177,351	22,112	56,435
Raytheon	50	0.13%	12,795	10,483	2,312	-
Santa Barbara	3,000	7.68%	767,695	436,988	11,467	319,240
Montecito ⁽³⁾	3,000	7.68%	-	-	-	-
Carpinteria ⁽³⁾	2,000	5.12%	-	-	-	-
TOTAL	39,078	100.00%	\$ 6,161,523	\$ 5,895,055	\$ 86,922	\$ 179,547

(1) Participation in the DWR Reserve Fund is voluntary. The initial reserve fund target set \$10 million was reduced based on project participants opting out of the DWR Reserve.

(2) The table above shows credits as of Jan 31, 2024 transferred to the DWR Reserve Fund and the estimated amount to be transferred from the following sources: CCWA O&M credits and interest earnings on all reserve and deposit accounts.

(3) Project participants opting out of participating in the DWR Reserve Fund.

Cash Management

The cash balances presented in “Total Budget Summary” page at the beginning of this document exclude cash balances invested in the CCWA Investment Pool (described below) with the exception of the CCWA O&M Reserve Fund. Additionally, the effects of other accounts receivables and payables have been added or subtracted from the cash balance presentation of the “Total Budget Summary” sheet to show the cash balances as if all receivables and payables had been received or paid.

Reconciliation of Prior Year Budget and Actual Amounts

It is the Authority’s policy to refund unexpended operating assessments and investment income on the Authority’s general operating account after the close of each fiscal year. This reconciliation occurs in conjunction with the closeout of the fiscal year and the preparation of the annual financial statements.

Since all excess “revenues” are returned to the project participants and any “deficits” are collected from the project participants, the general fund balance, defined as total cash minus reserves, is projected to be zero. However, since the Authority receives assessment income in advance of the anticipated payment date, the actual cash balance will be positive.

CCWA Investment Pool

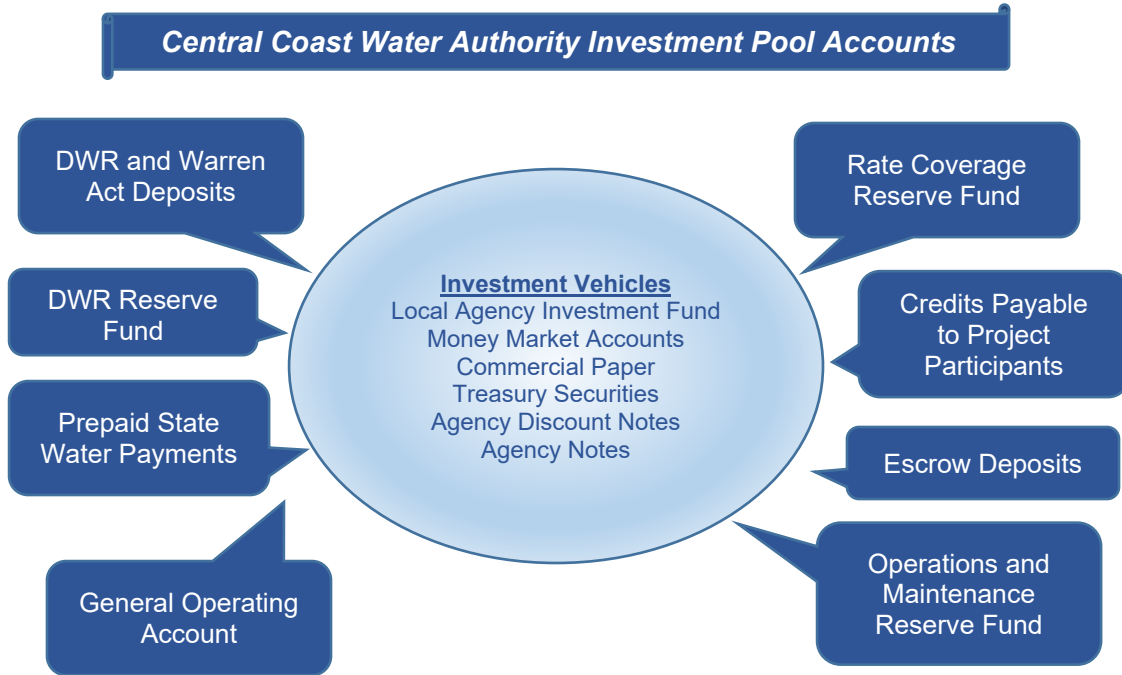
Central Coast Water Authority
Reserves and Cash Management
Fiscal Year 2024/25 Budget

All cash and investments paid by the project participants to the Authority are invested in accordance with the Authority's Investment Policy. All cash and investments are allocated and invested in an investment pool which is comprised of the various "types" of payments paid by the Authority's project participants further broken down by individual project participants within each account.

Each account within the CCWA investment pool receives investment income based on the account's proportional share of the average daily balance for the month.

Central Coast Water Authority
Reserves and Cash Management
Fiscal Year 2024/25 Budget

The following graphic shows the total CCWA Investment Pool and the various types of accounts in the pool.



Investment Pool Account Descriptions

- General Operating Account – general account for the investment of current year O&M budget funds and general unallocated funds [all operations and maintenance expenses and capital improvement projects listed in this budget].
- Operations and Maintenance Reserve Fund – a \$2 million operating reserve for emergency purposes [described in this section of the budget].
- Rate Coverage Reserve Fund – a fund in which certain project participants that are required to meet the coverage obligation in the Water Supply Agreement may elect to participant to aid them in meeting the coverage obligation [described in this section of the budget].
- Department of Water Resources Reserve Fund – a voluntary fund in which certain Project Participants have various credits and earnings held to cover DWR Statement of Charges volatility [described in this section of the budget].

Central Coast Water Authority
Reserves and Cash Management
Fiscal Year 2024/25 Budget

- Prepaid State Water Payments – Similar to the rate coverage reserve fund, certain project participants may elect to “prepay” a portion of the next year CCWA payments to decrease the coverage obligation in that year. In order to reduce the coverage obligation, the prepayment must be received and held by CCWA one full fiscal year in advance of when the prepayment will be applied against the payments.
- DWR and Warren Act Deposits – funds paid by the CCWA project participants for both fixed and variable DWR payments and payments to the US Bureau of Reclamation for Warren Act charges for delivery of State Water into Lake Cachuma [refer to the “DWR” section of this budget].
- Escrow Deposits – deposits received from certain “non-public agency” project participants as required under their individual water supply agreements. The deposits are approximately equal to one year’s State water payment.
- Credits payable to Project Participants– credits from many sources but primarily for O&M credits and interest income credits for under-expended O&M costs from the prior fiscal year.

